

14 Weight of things



Look at the pictures. Narrate the story

It's very hard to carry this salt every day. I'm dying.



It's raining heavily. The river is also flowing full.

Oh, my load is less heavy now. I will go into water like this every day.



Ha, ha ha!



What is this? This donkey is going into water every day. I will teach her a lesson by putting on her back bags of cotton.

Oh my god! Why is the weight of my load increased to day? I will not go into water again from tomorrow.



There you are!



Get your pupils to understand the concept of weight through the above story.



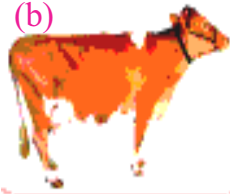







Exercise

1. Guess the weights of two objects shown in each box. Put a '✓' near the heavier object.

(a)  <input type="checkbox"/>	 <input type="checkbox"/>
(b)  <input type="checkbox"/>	 <input type="checkbox"/>
(c)  <input type="checkbox"/>	 <input type="checkbox"/>

2. Guess the weights of two objects given together. Put a '✓' near the lighter object.





(a)  <input type="checkbox"/>	 <input type="checkbox"/>
(b)  <input type="checkbox"/>	 <input type="checkbox"/>
(c)  <input type="checkbox"/>	 <input type="checkbox"/>
(d)  <input type="checkbox"/>	 <input type="checkbox"/>



Get your pupils to understand the instruction for each problem. Let them solve the exercises 1 to 3 by themselves.

3. Write numbers 1 to 4 for each object in the order of their increasing weight. One example is given.





Example:

			
<input type="text" value="2"/>	<input type="text" value="1"/>	<input type="text" value="3"/>	<input type="text" value="4"/>

(a)

			
<input type="text"/>	<input type="text"/>	<input type="text"/>	<input type="text"/>

(b)

			
<input type="text"/>	<input type="text"/>	<input type="text"/>	<input type="text"/>

4. Mark the heavier of the two girls with a '✓'

<input type="text"/>		<input type="text"/>
----------------------	--------------------------------------------------------------------------------------	----------------------



Get your pupils to understand the instruction for each question. Let them solve the exercise by themselves.