



- Rama** : Grand Pa! Who is this tall man in the photo?
- Grandfather** : He is your father, Srinivas.
- Rama** : OK! Then, who is this girl in half sari?
- Grandfather** : Don't you recognize? She is your aunt.
- Rama** : Then, this is uncle Venkat! Am I right?
- Grandfather** : Yes, you recognized correctly.
- Rama** : Where is uncle Venkat now?
- Grandfather** : He is in Hyderabad.
- Rama** : Grand Pa, why is he in Hyderabad?
- Grandfather** : He is employed there.

List the members of your family:



.....

.....

.....

.....

.....

.....

.....

.....




Narmally, there will be grandfather, grandmother, father, mother and children in a family. Some of the family members reside in other places for education, employment and other reasons.

All families are not the same. In some families comprise of only father, mother and children. In some other families, along with father, mother and children, the old members like grandfather and grandmother also live.

So let's see who all are there in Rama's family. Rama's grandfather's name is Rangaiah. Grand mother's name is Gangamma. Rama's grandfather has two sons and one daughter.

Observe the picture given below:



Rangaiah Gangamma



Srinivas Radha



Venkat Anuradha



Sujatha Ramana



Rama Lata



Sunil



Prasad Akhila




Write down, how the members are related to each other.


- | | |
|-------------------------------|-------------------------------|
| 1. Srinivas to Gangamma | 2. Anuradha to Rangaiah |
| 3. Srinivas to Sunil | 4. Akhila to Rangaiah |
| 5. Sujatha to Latha | 6. Srinivas to Rama |
| 7. Latha to Rama | 8. Prasad to Akhila |
| 9. Sunil to Rangaiah | 10. Ramana to Sujatha |



You have learnt the names of Rama's mother, father, grandfather and grandmother. Write down the names of your grandfather, grandmother, mother, father and other family members.



Name of Grand Father	Name of Grand Mother



Name of father	Name of mother	Fathers younger and elder brothers	Names of thier wives	Name of aunt	Name of uncle

Names of children	Names of children	Names of children


The details of family members and ancestors written in a tabular format is called a 'Family tree.'

Similarities:



Rama's Aunt gave birth to a baby girl. Relatives came to see the baby girl. Everybody said she looked just like her mother.

How could they say that, the baby looked like her mother?



- ◆ Write down, the features you have similar to that of your family members?

Part of the Body	Similar to whom in the family
Nose	
Eyes	
Ears	
Walk	
Smile	
Complexion	



Generally, the children resemble their mother, father, grandfather, grandmother, aunt, uncle in some of the features. Some children may not resemble (Ilok like) any of their family members.

Do all people look alike?



Observe the faces of Raju, Ravi, Rahim and Srinu given below. How do they look? Who do they resemble theirs? Observe carefully and write their names.

Raju



Round face

.....
.....

Ravi



Rectangular face

.....
.....

Rahim



Square face

.....
.....

Srinu



Trinagular face

.....
.....

What have you learnt? The faces of people do not look alike and are different.

Family History:

Rama's father brought Rama to the school for admission. He wrote her name as 'Chilukuru Rama.' On seeing this, the headmaster asked, how they got their 'surname' as Chilukuru, "Our ancestors belonged to Chilukuru, that's how we got it as our surname" replied Rama's father.



Rama's grandfather helps all the villagers in their difficulties. So, everyone respects him. The whole family has a good name due to his good deeds. Rama's father is a cloth merchant. He is famous for selling the best clothes in the surrounding villages. Now you have know the history of Rama's surname and family.

Ask your elders and know the history of your family.
Find out and discuss how of your friends got their surnames.




Types of families



*My name is Haseena.
My mother, father, brother,
grandmother and grandfather
live in our house.*



*I am David. I live with my
mother, father and sister in our
house.*





My name is Siva. My mother, father, grandfather, grandmother, father's elder and younger brothers and their wives, my sisters, brother and I live together in the house.

Observe the above pictures and discuss

- ◆ You have seen the pictures.
- ◆ Which family has the highest number of members are there?
- ◆ Which family has the least number of members are there?
- ◆ Which families consist of old people?
- ◆ What type of family do David, Haseena and Siva belong to?
- ◆ What type of family is yours?
- ◆ How do you call your family members? Say and Write.





Let's play!



- ◆ All should stand in a circle.
- ◆ Now Cover the eyes of one of the children with a hand kerchief.
- ◆ The student who is blindfolded with the hand kerchief should touch each and every one and identify who the person is.
- ◆ Untie the hand kerchief if the student identifies correctly.
- ◆ In the same way, each and every student should take turn and get their eyes covered and continue the game.
- ◆ Did the students identify everyone when blind folded? Why not?

Do You Know?




The blind people use Braille script to read.

This script was invented by Louis Braille.

Old People and Children with special needs

The students in the above game could not identify everyone when they were blind folded. Think ... how difficult it is for the blind people to attend to their daily



work? In the same way, some cannot hear or speak properly. Some cannot walk. Some cannot see. What difficulties do these people face and what help do they need? Think and Say.

Observe the picture given below :



- ◆ Who are there in the picture?
- ◆ What difficulties do they face in doing their day - to - day work?
- ◆ How should they be helped and supported?
- ◆ Have you ever helped these kind of people? If so, what help did you give them?
- ◆ How do you help your grandparents?

We must care for the blind, physically handicapped, deaf and dumb and help them in whatever they needed. The people who have difficulty in speaking use signs to talk to each other. The people suffering from hearing problem use hearing aid, the blind use a stick and touch and sense the things. In the same way, old people cannot do things by themselves. We should be aware of their needs and help them.

Similarly, some children and old people cannot do their work due to ill health or accidents. We should do the needed to help to them.

Do You Know?



The 1st day of October every year is celebrated as the 'Senior citizens Day' all over the world.



Key words

1. Family
2. Family members
3. Similarities
4. Family tree
5. Braille script
6. Family History
7. Surname
8. Relatives
9. Ancestors
10. Old people
11. Seniorcitizens day
12. Children with special needs

What have we learnt

- ★ Normally, a family has grandparents, parents and children.
- ★ The people who live together in a family are called family members.
- ★ A family tree shows the details of parents, grandparents and their ancestors.
- ★ Children in the family resemble their relatives.
- ★ The faces of all people do not look alike.
- ★ Every family has a history. This is called 'Family History.'
- ★ The families are small or big based on the number of members.
- ★ We must help the elderly and children with special needs.



DO THIS

Conceptual Understanding

1. What is a family? Who all are there in your family?
2. Chandu lives in Annavam. He is in 3rd standard. His mother Kamala stays at home and looks after the house hold work. Aditya is Chandu's younger brother. Both visited their uncle Raghava's house during the holidays. Aunt Usha, grandfather Gopal, grandmother Lakshmi devi live there. Chandu played many games with his cousins Hema and Ravi.

Name	Relation with Chandu
Aditya
Kamala
Lakshmi devi
Raghava
Usha
Ravi



3. What is your surname? Find out and say how you got it.
4. Tell and write the help that is to be given to the children with special needs, as given below.
 - a) People who cannot see : Visually impaired
 - b) People who cannot hear: hearing impaired
 - c) People who cannot walk : Physically impaired
 - d) People who cannot speak : Speech impaired



Information Skills - Project work

1. Fill up the table with the details of your friends and their family members.

Name of the friend	Members of the family	No. of family members
1. Ex: Murali	Mother, Father, Grandfather, Younger sister, Elder sister, Murali	6
2.		
3.		
4.		
5.		
6.		
7.		
8.		
9.		

Observe the above table and answer the following :


- ◆ Whose family has the highest number of members?
 - ◆ Whose family has the least number of members?
 - ◆ Whose families have old people?
2. Collect the photographs of the members of your family. Make your own album and exhibit in your class. Explain about each of them.





Draw and Colour the pictures

1. Draw the round and triangular shaped faces of any two of your friends and name them.
2. Draw a picture of your parents, name and colour it.



Appreciation

1. Why should we help the blind and the physically handicapped? How do you help them?
2. Know and write about your family's history and achievements.



Ask a Question

1. Rama went to her grandfather. She wanted to know about their family tree. For this, she asked her grandfathers many questions. What should have Rama asked? What should have grandfather replied? To know about the surname, what questions should you ask?



Can I do this?



- | | |
|---|--------|
| 1. I can explain what the family is. | Yes/No |
| 2. I can tell the relationships among family members. | Yes/No |
| 3. I can draw the family tree.
I can tell about the family history. | Yes/No |
| 4. I can write the details of family members in a tabular form. | Yes/No |
| 5. I can give the required help to the old and children with special needs. | Yes/No |
| 6. I can question about the family tree and family history. | Yes/No |

