




Goutami wanted to make clay models and arrange 'Bommala Kolu' (dolls exhibition) on the occasion of Sankranti. She requested her grandpa to come with her to buy dolls and idols. Both went to the

market. They found colourful dolls on the way.

Goutami : Look, grandpa! how nice these telephone and remote models are?



Grandpa : Yes, they are made of plastic.



Goutami : Grandpa, look at these elephant dolls. How smooth they are!


Grandpa : Oh! these are wooden dolls. Nirmal, Kondapalli and Etikoppaka in our state are famous for these dolls.

Goutami : Grandpa, these dolls are also very nice to look at. Let's buy them.


Grandpa : Good choice! these dolls are made of clay. These are the cheapest of all, and are not harmful to the environment.




Goutami liked them very much. They bought those dolls and moved further. At one place they found 'Pramidalu' (clay lamps) in different shapes. "Let's buy them also" requested Goutami. "Do you know, these are also made of clay?" asked grandpa. Goutami looked at them amazed.



They bought all the required dolls and returned home. Goutami arranged the 'Bommala Koluvu' with the dolls she already had and the newly bought ones. Observe the 'Bommala Koluvu' in the picture given below.




Which dolls are kept in Bommala Koluvu by Goutami? Name them. Did you ever arrange Bommala Koluvu? Which dolls would you prefer to arrange?





What other items can be made with clay, other than dolls?

Observe the pictures given below. What are they? What are they made up of? How are they used?



Do you also have things made with clay at your home?  
Find out and name them.



We have learnt about the things that are made with clay. We use pots, ranjans and clay drums for filling water. The water in these utensils will be cool during summer. The ranjans of Adilabad district are very popular. The clay utensils are also used to store grains like paddy, jowar etc. Very big clay drums are used to store water for cattle to drink.

Pramidalu are used for lighting purpose. Different colours of Pramidalu are lit on the festival of Deepavali. Small plants are grown in flower pots, made of clay. Do you know how these are made?

Do you know



The idol of lord Ganapathi is made with either clay or plaster of paris for the festival of 'Vinayaka Chavithi'. We should use the idols made up of clay only because, the clay easily dissolves in water. This will not pollute the water and the environment.





Do you know how these clay utensils are made? Rajaiah brings clay and makes pots. Let's see how Rajaiah makes the pots. Observe the picture given below.



Rajaiah brings clay to make the pots.



He soaks the clay in water and kneads it with legs to make it soft.



He takes the soft clay and rolls it on potter's wheel. Then he shapes the clay into pot, with hands.



He taps the pot made on the wheel with a wooden plate to get the correct shape.



He dries the pots in shade first and then under the sun.



He bakes the dried pots in a Klin



The pots, ranjans, flower pots etc. are made in the some way and sold in the market. People purchase the pots by tapping the pots to get the sound “Tung.....Tung.....Tung. Why do people do like that? Think.....



Clay utensils are very good to use. Our ancestors used more clay utensils. They cost very less.




Different articles are made with clay. We use them for various purposes. Once Goutami visited their relative’s house and saw different things in their house. They were made with plastic, aluminium, clay, iron, steel, wood etc. What things she might have seen made up of clay and other material? Fill in the table with the particulars.

Sl.No.	Things seen	Tickout ‘✓’ the material they are made of					
		Steel	Plastic	Alumi- nium	Clay	Wood	Iron
1.	Bucket		✓				

Utensils made with which material are generally used more in the houses?

Utensils made of which material are used less in the house?

Why is the use of utensils made up of clay decreasing day by day?



## How nice they are!

Goutami saw different vegetables and fruits in her relative's house. She thought that they were very nice. She took them and observed with surprise. Do you know, why? They all were made of clay and painted with colours. You can also see them in the picture. You can also make them. Take clay and mix with a little water. Make it into soft dough. Make shapes of different vegetables and fruits. Paint them with colours.



### Key words

1. Bommala Koluva
2. Clay
3. Clay dolls
4. Clay utensils
5. Potter's wheel
6. Wooden plate

### What have we learnt?

- ★ Pots, ranjans, flower pots, pramidalu etc.. are made up of clay.
- ★ Clay dolls are also kept in 'Bommala Koluva'.
- ★ Clay idol of Ganapathi is worshipped on Vinayaka Chavithi.
- ★ The potter uses the potter's wheel to make the pots with clay.
- ★ Our ancestors used more clay utensils.
- ★ Nowadays, the usage of clay utensils is decreasing.

### DO THIS



#### Conceptual Understanding

1. Give three examples of utensils made with clay.
2. Tell and write the differences between glass utensils and clay utensils.
3. Which clay utensils are there in your house? How are they used?





### Draw and Colour the pictures

1. Draw and colour the pictures given below.



### Information skills - Project work

1. Visit the market and collect the particulars of different clay utensils sold and fill in the table. Find out and write their cost.
2. Make different vegetables and fruits with clay. Paint them with colours.



### Appreciation

1. You have learnt that different things are made with clay. What are the uses of these items made with clay? How would you appreciate people like Rajaiah who make materials with clay?



### Ask a Question

1. If the potter Rajaiah, and the clay doll maker Sitamma visit your class, what questions will you ask them? List out?



### Can I do this?



- |  |        |
|--|--------|
| 1. I can tell the similarities and differences between clay utensils and other utensils. | Yes/No |
| 2. I can explain the process of making pots.   | Yes/No |
| 3. I can make different vegetables and fruits with clay.                                 | Yes/No |
| 4. I can draw and colour the pictures of clay utensils.                                  | Yes/No |
| 5. I can tell what all are made with clay.   | Yes/No |
| 6. I can ask questions about clay utensils and dolls.                                    | Yes/No |

