

UNIT - 3

13. COLOURFUL DRESSES



Lakshmi went to market along with her parents to buy new clothes for festival. They saw different types of clothes in the shop. Her parents bought new clothes for both Lakshmi and her brother. They bought clothes for themselves too. What different types of clothes Lakshmi's parents might have bought? Think....Fill in the table.

Clothes purchased for Lakshmi	Clothes purchased for Lakshmi's brother	Clothes purchased for mother	Clothes purchased for father



Lakshmi and her brother are small children. Do all people purchase the same types of clothes? Do they purchase different types of clothes? Observe the picture given below. Which of them are worn by children? Which of them are worn by elders? Look, tell and write.





The dresses worn by children and elders would be different. Which clothes are worn by the children, males and females of your house? Write in the table.

Dresses worn by children	Dresses worn by males	Dresses worn by females




Which of the above dresses do you like? Why?

Lakshmi wore new frock and went to Mary's house. "This frock is nice. Where did you buy it?" asked Mary. Lakshmi replied that her father bought it from the shop. Mary told her that her father also bought a cloth material and got it stitched for Christmas. Lakshmi wore a readymade frock.

Mary's father got the clothes stitched. What type of dresses we get stitched. Which dresses are purchased readymade?

Which dresses you get stitched?
Which readymade dresses do we use?


We wear clothes to protect ourselves from heat, rain and cold. We wear special dresses during winter and rainy seasons to protect ourselves from cold and rains. Observe the pictures given below. Say when we wear such dresses.





We all wear clothes. It is essential for us. People belonging to different places and different religions wear various types of dresses according to their culture and tradition.

Observe the pictures given below. Who wear these? What are their specialties?




Generally, people wear special dresses during festivals, marriages and other occasions.

Do you also wear special dresses on birthday and other special occasions?

What special dresses do you wear? Do your friends also wear special dresses?

School going children wear special dress called 'uniform'. Similarly, different professions like police, doctors, nurses, lawyers, pilots, chefs have special dresses. Observe the pictures given below. Say who wears these dresses?





The drivers of buses, conductors, cleaners, factory workers, security guards also wear special dresses during work. Different sportspersons who represent our country also wear special dresses.

Who are the special people in your area? What do they wear?

You have learnt that we wear different kinds of dresses. Wearing clothes is important but wearing clean clothes is more important. We should wear clean clothes every day after taking bath. Hand kerchiefs and towels also should be washed every day.

Do you know?


Cotton clothes are made with cotton thread. Silk clothes are made with the thread that comes from silk worms.



What types of clothes were worn during the olden days?

We wear different types of clothes now. Of these some are stitched and others are readymade. What types of clothes were worn by our grandparents and parents during their childhood? Were they same as the present day dresses? Find out and write in the table.



Dresses worn by parents in their childhood	Dresses worn by grandparents in their childhood	Dresses worn by today's children





Let's draw the designs

Any dress looks beautiful due to the designs and colour. We select them by seeing the design and colour. Observe the pictures given below. How are they? Which of them do you like? Why?



Do you know, we also can draw the designs?



Do this way to draw the designs

Visit your nearest tailor and collect a few pieces of cloth.

Take a lady's finger. Cut it across. Dip a piece in ink or any colour and print on white paper or cloth in designs you like.

Take potato pieces or use your fingers or foot prints. Dip them in colour and draw patterns you like.



Key words

1. Need for clothes
2. Different types of clothes
3. Clothes according to professions
4. Clothes according to seasons
5. Clean clothes
6. Readymade clothes
7. Stitched clothes
8. Uniform
9. Designs



What have we learnt?

- ★ Clothes are our essential and basic needs. Children, elders, males and females wear different clothes.
- ★ Some people purchase readymade clothes and others purchase cloth and get them stitched.
- ★ Special clothes are worn according to the traditions and on festivals, and marriages.
- ★ Different professionals wear special dresses while going to work.
- ★ Different types of clothes are worn according to the seasons.
- ★ Different designs are drawn with colours on the clothes.

DO THIS





Conceptual understanding

1. Why should we wear clothes?
2. Give three examples of the clothes worn by children, females and males.
3. What special type of clothes are worn by different professionals?
4. Write the similarities and differences between the clothes of males and females.
5. Which clothes do you like readymade or stitched? Why? Give three reasons.
6. Why should we wear clean clothes?



Draw and Colour the pictures

1. Observe the design given below. You also draw the design. Colour it as you like.



2. Draw and colour the dresses you like.
3. Different designs are there on sarees. You also observe the sarees present in your house and draw the design you like in your note book. Exhibit it in the class.



Information skills - project work

1. Ask your friends and collect the information on what clothes they bought for festivals. Fill the table with the particulars.

Sl.No.	Name of the friend	Festival	Type of clothes	Readymade or to be Stitched

- ◆ What type of clothes are purchased by more people? On what occasions are clothes purchased?
 - ◆ What type of clothes are purchased by most people - readymade or stitched?
2. Collect pieces of cloth of your choice and design. Paste them on a chart and exhibit in the class.



Appreciation

1. Some people don't have clothes to wear. People who lose their property due to floods, earth quakes, cyclones and fire accidents also do not have clothes to wear. How can we help such people?



Ask a Question

1. Lakshmi's parents purchased clothes from the shop. What questions they might have asked the shop keepers? Why should we ask questions at the time of purchasing clothes?



Can I do this?



- | | |
|--|--------|
| 1. I can explain the importance of clothes. | Yes/No |
| 2. I can tabulate the different details about clothes. | Yes/No |
| 3. I can identify different clothes worn by various professionals. | Yes/No |
| 4. I have learnt that we should wear clean clothes. | Yes/No |
| 5. I can draw different designs on the clothes. | Yes/No |
| 6. I can question about different kinds of clothes. | Yes/No |

