






1. Look at the picture and answer the following questions.



- (A) How many boys are there? _____.
- (B) How many classrooms are there? _____.
- (C) How many trees are there in all? _____.
- (D) How many coconut trees are there? _____.
- (E) How many balloons are there? _____.
- (F) How many children are playing with balloons? _____.

2. Minesh has put pictures of many animals in his room.
The table given below tell you the number of pictures of each animal.

Animal	Pictures of animals
Lion	
Monkey	
Deer	
Tiger	
Dog	

- (A) Pictures of which animals are more in the room? _____.
- (B) How many pictures are there in his room? _____.
- (C) The pictures of which animal are more in number- lion or deer? _____.
- (D) The pictures of which animals are equal in number? _____.
- (E) The pictures of which animal are the least in number? _____.

3. Write the names of you and your friends in the table given below. Each alphabet of the name should go in a separate box. Count the number of alphabets in each name and complete the table.

S.No.	Name								Number of alphabets
1.									
2.									
3.									
4.									
5.									
6.									
7.									
8.									
9.									
10.									

- (A) How many alphabets are there in your name? _____.
- (B) Whose name contains the most number of alphabets? _____.
- (C) Whose name has the least number of alphabets? _____.
- (D) How many names have five or less than five alphabets? _____.
- (E) How many names have more than five alphabets? _____.
- (F) How many 'K's are there in the table? _____.
- (G) Which alphabet occurs the most in the table? _____.
- (H) Which alphabet occurs the least? _____.

4. Go to a vegetable shop. Note the prices of vegetables. Fill in the table below.

Name of the vegetable	Price per Kg.
(A)	
(B)	
(C)	
(D)	
(E)	

Using Tally Marks.



Scores in kabaddi can be recorded by using tally marks (|||||). The table below gives the score between two teams. Read this table and answer the questions.

Name of the team	Tally marks	Total points
Chandu		9
Raj		16

- (A) Which team got more points? _____.
- (B) Which team got less points? _____.
- (C) What is the difference between the scores of the two teams? _____.


5. Design a table to record scores of a game you play using tally marks.

Name of the game _____ Number of players in each team _____

Name of the team	Score in tally marks	Total score/points/goals

I like...

You can find out what your class-mates like more. Do they like red colour, yellow colour or some other colour the best? Which game do they like to play? You can also find out what do they like to eat the most. So ask them and record what they say using tally marks.



Items	Number of children (tally marks)
Laddoo	
Rasgulla	
Jalebi	
Biscuit	
Curd	
Ice-cream	

- (A) How many children like laddoos the most? _____.
- (B) How many like jalebi the most? _____.
- (C) Which item is preferred by most children? _____.
- (D) Name 3 food items that are liked usually but did not figure in the list at all. _____.

6. Make a similar table for the choice of colours and games in your classroom.

7. How many are absent?

Ask your teacher/headmaster about the total strength of your school. Also ask about the number of children who are present and absent on the day. Record the data in this table.

Date: Day Month Year

Class	Total Number of Students	Number of Students Present	Number of Students Absent
Class-1			
Class-2			
Class-3			
Class-4			
Class-5			
Total			

- (A) How many students were absent in class 1? _____.
- (B) Which class has the highest number of absent students? _____.
- (C) Which class has the least number of absent students? _____.
- (D) How many students are present in your class? _____.
- (E) How many students are absent in all classes? _____.