




FROM VILLAGE TO DELHI

Ravi Prakash was very happy. His drawing titled "Villagers on a bullock cart" won a prize. He was going to Delhi with his uncle Venugopal to receive the prize in a programme to be held on children's day. He was to leave his village Tandoor for Delhi on the 10th of November.

11.1. Travelling by bus:

It was Ravi Prakash's first visit to Hyderabad. A bus leaving for Hyderabad was at the bus stand. "Shall we go in that bus uncle" asked Ravi Prakash. Venugopal said "This is an ordinary bus. This is also called



"Palle velugu". We will go in an Express bus. "Why not in this bus?" asked Ravi Prakash. Why did Venugopal say they'll go in an Express bus?


Discuss in groups



- ◆ Differentiate between an ordinary bus and an Express bus.
- ◆ Find out and write about the other types of buses.
- ◆ The bus left for Hyderabad. The conductor asked for ticket. Venugopal gave money and said Hyderabad. The conductor punched the tickets and gave. What are the details seen on a bus ticket?

Do you know?

Now a days bus tickets are issued by machines. This is called 'TIMS' (Ticket Issuing Machine). There is no tearing and punching of tickets in this method.



11.1.1. Problem of change

The bus stopped at a station. Many people alighted (got down) and some people boarded the bus. A person in coat and tie gave Rs.500 to the conductor for ticket. Conductor wanted change, he said that he didn't have any change. Ravi Prakash read the notice written in the bus about change. You too read that notice.

Tender exact change for the ticket and cooperate with the conductor

Think...

- Why should we carry exact change with us?
- What are the other messages written in the bus? See and write in your note book

Do you know?

APSRTC buses run in our state. Different types of buses like "Palle Velugu", express, deluxe, luxury, aemi luxury, super luxury, garuda and Indra are run by APSRTC. Reservation facility is available to book the tickets in advance. To travel in buses, online booking facility is also available. 10% concession is given to the people who have a CAT card. Physically handicapped persons too get a concession.

The bus started to move. It was fun to see out of the window. When the bus was moving, even the seats seemed to vibrate. At the next stop, two officials checked the tickets of all the people on the bus.

Think...

- Did checking take place anytime while you were travelling?
- What happens if you travel without a ticket?
- What are the precautions to be taken while travelling by bus?

Do you know?

Travelling without a ticket is a crime. A fine of Rs. 500 or six months imprisonment or both may be levied.

The officials got down after checking for tickets, the bus started again. Ravi Prakash put his hands out of the window. The conductor saw this and asked Ravi not put his hands out.

11.1.2. Traffic signals



The bus stopped at Hyderabad bus depot. Ravi Prakash and Venugopal took an auto to Secunderabad railway station. Ravi Prakash observed that the auto stopped at a red light, started at yellow light and moved forward at green light. He also observed that people crossed the road only on the white lines drawn on the

road. These lines are called zebra crossing. He noticed that a police man in white uniform helped the people. Auto slowed down at certain places due to speed breakers.



Discuss in groups



- ◆ What happens if there are no traffic signals?
- ◆ Why there are no traffic signals in villages?
- ◆ Why does the traffic jams occur?
- ◆ What rules should you follow while on the road ?



Observe the pictures. Should you travel like this? Think what will happen if you travel like this. What rules should you follow?



Rules to be followed while driving vehicles.

- Do not use mobile / cell phone while driving.
- Wear helmet while riding two wheeler.
- While travelling in vehicles like car, the people sitting in the front seat & drivers should wear seat belts.
- We should not listen to music through ear phones while driving a vehicle
- The number of passengers should not exceed the vehicle's capacity.
- Do not overtake without indicating or signaling to the vehicle in front.
- Do not turn left or right without indicating to the vehicles behind.
- Follow road rules, according to the signals. We should drive the vehicle with speed limit to avoid accidents.

Think...

Imagine and write the situation at city junctions without traffic signals.

Vehicles will be under control if we limit the speed. Thus accidents can be avoided. The people who use vehicles or pedestrians should necessarily follow road rules. This way we can avoid accidents. School going children or small children should hold the hands of elders while crossing the road. When vehicles are moving on the road we should not cross the road. We should cross the road only at a zebra crossing. If necessary, we should take the help of traffic police.

11.2. Train Journey



They reached Secunderabad railway station to go to Delhi. Ravi Prakash was travelling by train for the first time so, he observed the surroundings of the railway station curiously. An announcement was heard that after half an hour that the train to Delhi was arriving on to the platform.



When the train came to the platform, they checked their coach number and went to their seat. Two boys and a girl older to him sat in the seat opposite to them.

The train started after some time. A person wearing a black coat came to them. Ravi Prakash understood that he was the ticket collector, when the people showed him their tickets.

Venugopal also showed him the tickets. Ravi Prakash saw his uncle showing the train tickets and wondered when his uncle booked them. He asked the same to his uncle. Venugopal explained how to book tickets in advance. He showed the tickets to Ravi Prakash.

शुभ यात्रा		HAPPY JOURNEY	
PNR NO.	गाडी नं.	दिनांक	कि.मी.
213-7918620	12650	29-11-2012	1565
वर्ग	JOURNEY OR RESERVATION TICKET		टिकट नं.
3A	H NIZAMUDDIN WACHEGUDA		18275476
वर्ग	सं. नं.	वय	लिंग
3A	37	40	M
3A	38	5	M
3A	40	60	M
3A	41	40	M
3A	42	35	F
3A	43	4	M

Discuss in groups

- ◆ Differentiate between a bus ticket and a train ticket.

11.2.1. Types of clothes - languages

There are rail routes connecting all the states in our country. The trains that run through our state are maintained by South Central Railways. Like we have names, the trains also have names. Rayalaseema Express, Ajanta Express, Telangana Express, Godavari Express, Garib rath, Rajadhani, Sampark Kranti, Tungabhadra Express, Narayanadri are some of them. We can book tickets in advance through computer, online. We can book tickets also through tatkal. Senior citizens and physically handicapped persons are given concession.

Ravi Prakash observed his co-passengers. They wore different types of dresses. He had never seen some of those dresses. They were speaking various languages. People in the train were more different in terms of dressing and language than the people in the bus.

Ravi Prakash heard the announcement in different languages at different stations. He saw that the name of the railway station was also written in different languages. Even on the train, he saw different languages written.

Think...

In which languages are the announcements made in a railway station? why?

Why the messages on trains are written in different languages?

11.2.2. Food on train

A Rajasthani family which was travelling along in the same coach opened a teakwood box. There were different food items in it. An old lady was serving chapati, curry etc., in plates to all. Ravi had never seen such food. Ravi was very hungry.



Food was supplied after the train crossed Nagpur in Maharashtra. Ravi could not eat properly as there was little rice and salt and chilly in the were not sufficient in the curry. But he felt that most people liked it. As the food was not tasty Ravi bought fruits, samosas and groundnuts. He observed that a variety of foods were being sold on the platform and in the train. He put the garbage in a cover and placed it in the dustbin on the platform.

Discuss in groups



- ◆ Why didn't Ravi Prakash like the food?
- ◆ Why was the food served on the train different from what Ravi Prakash ate at home?
- ◆ What did you eat while travelling?
- ◆ Do you take your own food while travelling. Why?

Trains run through different states, we meet different people, who speak different languages. Thus trains reflect National Integration.

11.2.3. Cleanliness in trains

The train was moving, some people in the train were eating groundnuts and some others were eating bananas and sweet limes. They were throwing the peels of the fruits in the train. Ravi did not like it. "They could throw them out of the window" he thought.

Discuss in groups



- ◆ What should we do with fruit peels and garbage in the train. Where should we throw them?
- ◆ What happens if you wash your hands out of the window while travelling in the train?
- ◆ What happens if you don't flush the toilet properly after use?
- ◆ It is said that we should not use toilets when the train is not moving? Why?

11.2.4. Railway signals



Next day, in the morning Vinod introduced the girl sitting next to them. Her name was Anita. He said that she was also going to the same programme in Delhi. The train stopped at a place for a long time. "Why has the train stopped" asked Ravi Prakash. "The red light is on" said Anita. "Even the trains have signals" thought Ravi Prakash.

"When a train passes through a level crossing the gates are closed on both sides" said Anita.

Think..

- Why do trains have signals?
- Why do they close the railway gate?

Discuss in Groups



- ◆ Why should we not cross when the railway gate is closed? What care should we take?
- ◆ Why shouldn't we stand at the door of the train?
- ◆ What other precautions should we take in a train journey?
- ◆ Why should we carry less luggage in a journey?
- ◆ What facility is there to stop the train in emergency?

Gates are opened and vehicles are allowed only after the train has left. Standing near the door causes inconvenience to the passengers who get down and get in. If you slip you may fall on the railway track. The train travelled through different places throughout the day. Hills, forests rivers, crop fields, bridges, tunnels, barren fields and sandy soils were seen through the window.

Another day was spent in the journey. "We reached Delhi" said Venugopal. Ravi received the prize in the children's day celebrations. They were permitted to travel on a plane while returning. They were happy to travel by plane.



What did Ravi Prakash say about the plane journey?

Key words :

- | | | |
|--------------------------------------|-------------------------|--------------------------|
| 1. Bus journey | 4. Train journey | 7. Cleanliness in trains |
| 2. Issue of tickets by the conductor | 5. Railway platform | 8. Railway signals |
| 3. Traffic signals | 6. Train boogie, berths | 9. Railway gate |

What have we learnt?

1. Conceptual understanding

- What precautions should we take in a journey?
- What are the messages written on a bus?
- Why should we not cross the road when the railway gate is closed?
- What are the rules to be followed while driving vehicles?
- Differentiate between a bus journey and a train journey
- Why do people travel by trains to go to far off places?
- What happens if there is no signal system?

2. Questioning - hypothesis

- There are enquiry counters in railway station and bus depots. We can know details of a journey from them. What questions would you ask to know about a train journey to Delhi.

3. Experiments - field observations

- Visit a nearby bus stand / railway station and observe. Write down your observations-like-name of the station, whether toilets and urinals are there? Whether facilities to passengers are adequate? Whether boards with details of arrivals and departures are there?

4. Information skills, projects

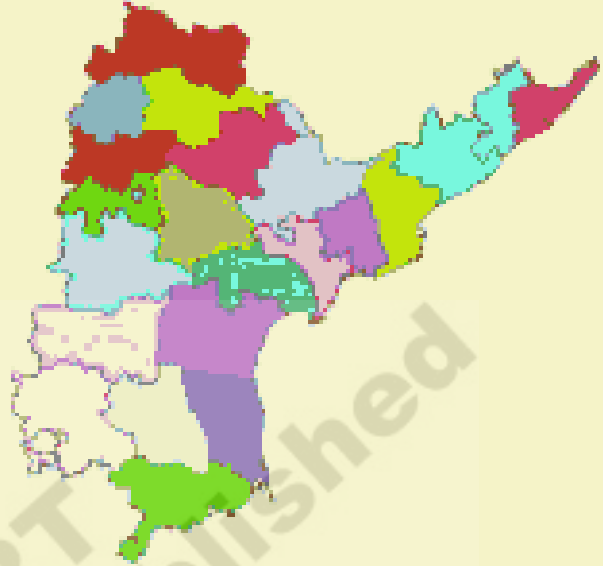
- From a newspaper, collect the details like the names of trains, destination, time of arrival and time of departure and also the place to which you can travel to from the railway station nearest to you.

Names of Trains	Departing place	Destination place	Time of arrival	Time of departure

- Take a Railway Reservation form, fill up and show it to your teacher.

5. Communication through mapping skills, drawing pictures and making models

- Point out the important railway stations of our state in an Andhra Pradesh map.
- Make models of trains / bus with paper and card board and display.
- Look at the map and say, Which cities you would have to cross if you travel in bus or train from your village to Delhi.



6. Appreciation, values and awareness towards bio-diversity

- What precautions should be taken while travelling by bus?
- You have travelled in a train what precautions would you suggest to your friends based on your experience?
- We should behave as responsible passengers in a train and maintain cleanliness. What would you do in this regard?
- How should we behave with co-passengers while travelling? How do you help senior citizens, woman and children younger to you?

Can I do this?

- I can explain the details and precautions of bus and train journey. Yes / No
- I can ask questions to know the details of a journey. Yes / No
- I can observe and write down the details of facilities in bus / railway station. Yes / No
- I can make a table with the details of trains, their arrivals and departure. Yes / No
- I can point out railway stations in the state map. Yes / No
- I can behave responsibly and help co-passengers. Yes / No