


3

Smart tables

On Children's Day, the class teacher wanted to give each child a fruit of their choice. She asked the class leaders, Lasya and Hasini to note down children's choices. Both the children recorded this information in their notebook as follows.



R.No.	Fruit	R.No.	Fruit	R.No.	Fruit	R.No.	Fruit
1	Banana	11	Orange	21	Banana	31	Orange
2	Apple	12	Banana	22	Orange	32	Apple
3	Orange	13	Apple	23	Banana	33	Orange
4	Banana	14	Orange	24	Apple	34	Banana
5	Orange	15	Apple	25	Orange	35	Banana
6	Banana	16	Apple	26	Banana	36	Orange
7	Orange	17	Orange	27	Orange	37	Apple
8	Apple	18	Banana	28	Apple	38	Banana
9	Orange	19	Apple	29	Orange	39	Orange
10	Apple	20	Orange	30	Banana	40	Apple

Lasya counted the number of children each fruit required by putting tally marks for each child on the list and made this table.

Fruit	Tally marks	No. of children
Banana		
Apple		
Orange		

Hasini also used tally marks, but differently. For every 5th child she used a slanting tally mark (/).

Fruit	Tally marks	No. of children
Banana		
Apple		
Orange		


In which case did you find it easier to count the tally marks? Why?

At the Bus Stop

Akhila and Abhi were going to their grand mother's house in the holidays. They were waiting at the bus stop with their parents. The bus was late and they were getting very bored.

Akhila had an idea. Abhi lets count the vehicles that are passing on the road.

Abhi took out a notebook from his bag and made the following table. The children then started putting tally marks as and when they saw a vehicle. They did this for an hour, till their bus arrived.



Put the correct number of tally marks and complete the table.



Vehicle	Tally marks	No. of vehicles
Cycle		9
Auto		12
Motorcycle (Bike)		18
Bullock cart		3
Car		7

Now, answer the following questions
































- How many vehicles did Akhila and Abhi see in 1 hour's time?
- Which vehicle did they see the maximum number of times?
- The number of motorcycles is how many times the number of cycles?
- The number of bullock carts is $\frac{1}{4}$ of the number of autos. Is this statement correct based on the information presented in the table?
- The number of motor cycles is how many times the number of bullock carts?

Sunny weather - Cloudy weather




Shanker was noting down the weather, on each day of August, 2012 in the calendar by drawing pictures for sunny, cloudy and rainy weather like this.

Sunny  Cloudy  Rainy 

August-2012

MON	TUE	WED	THU	FRI	SAT	SUN
		 1	 2	 3	 4	 5
 6	 7	 8	 9	 10	 11	 12
 13	 14	 15	 16	 17	 18	 19
 20	 21	 22	 23	 24	 25	 26
 27	 28	 29	 30	 31		

Study the calendar and put tally marks appropriately.

Weather condition	Tally marks	No. of days
		
		
		

Which of the conclusions are true based on the information in the above table. Write True or False.

- (a) 10 days of the month are sunny.
- (b) 9 days of the month are cloudy.
- (c) Most days of the month are sunny.
- (d) Most days of the month are either cloudy or rainy.



Pulse Polio Immunization Campaign

Pulse polio drops are being given to children below the age of 5 years in Abbapur revenue village. The village is a big one with 4 habitations.

Since there are many children, the health worker decided that she would make this face ☺ in her records for every 3 children she immunized. She has recorded the particulars in the following table.




☺ = 3 children























Habitation	No. of children given polio drops	No. of children
Abbapur	☺ ☺ ☺	9
Banala Palli	☺ ☺ ☺ ☺ ☺	
Shriramula Palli	☺ ☺ ☺ ☺ ☺ ☺	
Ramchandruni Palli	☺ ☺	

How many children have been given pulse polio drops in the entire village?

How many students are there in the school?

The class-wise strength of a Kasindevipet Primary School is given below in the table.

 = 5 students

Class	No. of students in each class	No. of students
I	 	
II	    	
III	   	
IV	      	
V	   	

How many students are there in the school?

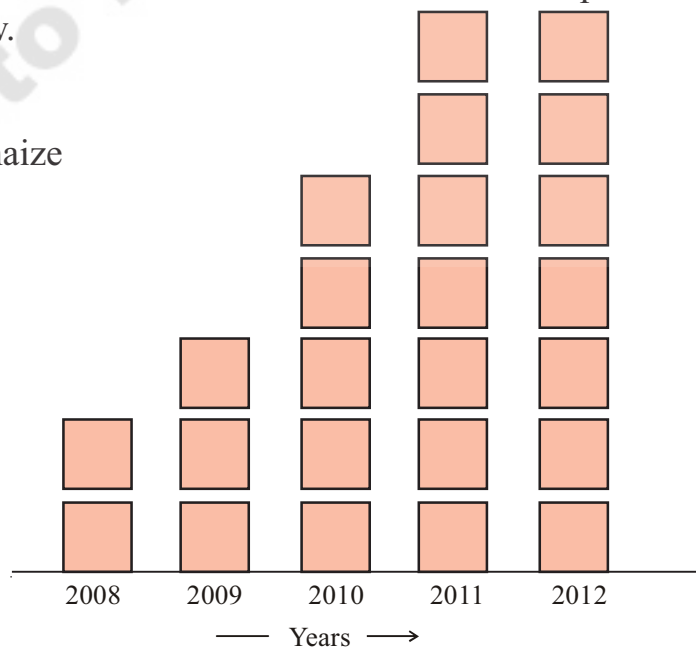
Try This

If  was to represent 10 students, what would be the strength of the school?

Ramaiah's maize production

Ramaiah grows maize in his field. He recorded the maize production over the 5 years as given below.

 = 40 kgs of maize



Read the box chart and give three conclusions about Ramaiah's maize production.

1. _____
2. _____
3. _____

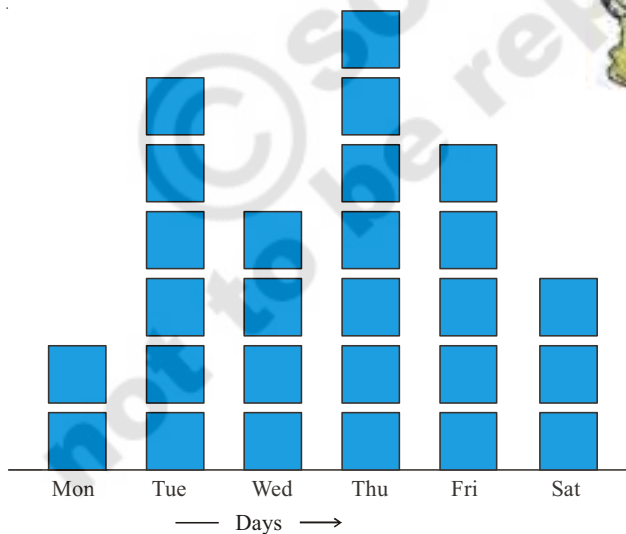
Try This

Find out the particulars of production of Paddy / Maize in the last 5 years either by your family or in your surroundings (or) Find out the enrolment of children in your school in the last 5 years. Represent it in the form of a box chart.

Sales of Motorcycles

A motorcycle company dealer showed the sale of motorcycles in a week in the box chart given below.

 = 10 motor cycles.



Read this box chart and answer the following questions.

1. How many motorcycles were sold on Wednesday?
2. On which day is the sale lowest? How many motor cycles are sold?
3. How many times the sale is on Tuesday than on Saturday?
4. On which day is the sale highest?
5. What is the total number of motor cycles sold in the week?