

SECTION – 1

1. Let  $M = \begin{bmatrix} \sin^4 \theta & -1 - \sin^2 \theta \\ 1 + \cos^2 \theta & \cos^4 \theta \end{bmatrix} = \alpha I + \beta M^{-1}$ ,

where  $\alpha = \alpha(\theta)$  and  $\beta = \beta(\theta)$  are real number, and I is the  $2 \times 2$  identity matrix. If

$\alpha^*$  is the minimum of the set  $\{\alpha(\theta) : \theta \in [0, 2\pi]\}$  and

$\beta^*$  is the minimum of the set  $\{\beta(\theta) : \theta \in [0, 2\pi]\}$

then the value of  $\alpha^* + \beta^*$  is

- (a)  $-\frac{37}{16}$                       (b)  $-\frac{29}{16}$                       (c)  $-\frac{31}{16}$                       (d)  $-\frac{17}{16}$

**Solution:**

$$M = \begin{bmatrix} \sin^4 \theta & -1 - \sin^2 \theta \\ 1 + \cos^2 \theta & \cos^4 \theta \end{bmatrix} = \alpha I + \beta M^{-1}$$

$$M^2 = \alpha M + \beta I$$

$$a_{11} : \sin^8 \theta - 1 - \sin^2 \theta - \cos^2 \theta - \cos^2 \theta \sin^2 \theta = \beta + \alpha \sin^4 \theta$$

$$\sin^8 \theta - 2 - \cos^2 \theta \sin^2 \theta = \beta + \alpha \sin^4 \theta$$

$$a_{21} : \sin^4 \theta + \cos^2 \theta \sin^4 \theta + \cos^4 \theta + \cos^6 \theta = \alpha(1 + \cos^2 \theta)$$

$$(1 + \cos^2 \theta)\alpha = \sin^4 \theta(1 + \cos^2 \theta) + \cos^4 \theta(1 + \cos^2 \theta)$$

$$\alpha = \sin^4 \theta + \cos^4 \theta = 1 - 2\sin^2 \theta \cos^2 \theta = 1 - \left(\frac{\sin^2 \theta}{2}\right)$$

$$\alpha_{\min} = \frac{1}{2}$$

$$\beta = \cancel{\sin^8 \theta} - \cos^2 \theta \sin^2 \theta - 2 - \cancel{\sin^2 \theta} - \sin^4 \theta \cos^4 \theta$$

$$= -2 - \left( \frac{\sin^2 2\theta}{4} \right) - \left( \frac{\sin^4 2\theta}{16} \right)$$

$$\beta_{\min} = -2 - \frac{1}{16}(4t^2 + t^4)$$

$$= -2 - \frac{1}{16}(t^2 + 2)^2 + \frac{1}{4}$$

$$= -\frac{7}{4} - \frac{1}{16}(9) = -\frac{37}{16}$$

$$\alpha + \beta = -\frac{37}{16} + \frac{1}{2} = -\frac{29}{16}$$

2. A line  $y = mx + 1$  intersects the circle  $(x - 3)^2 + (y + 2)^2 = 25$  at the points P and Q. If the midpoint of the line segment PQ has x-coordinate  $-\frac{3}{5}$ , then which one of the following options is correct?
- (a)  $6 \leq m < 8$       (b)  $2 \leq m < 4$       (c)  $4 \leq m < 6$       (d)  $-3 \leq m < -1$

**Solution:**

$$y = mx + 1$$

$$(x - 3)^2 + ((mx + 1) + 2)^2 = 25$$

$$\Rightarrow x^2(1 + m^2) + 6(m - 1)x - 7 = 0$$

$$\frac{-3}{5} = \frac{\alpha + \beta}{2} = \frac{-6(m - 1)}{2(1 + m^2)}$$

$$1 + m^2 = 5m - 5$$

$$m^2 - 5m + 6 = 0 \quad m = 2, 3$$

MATHS – JEE ADVANCED PAPER – 1

3. Let S be the set of all complex numbers z satisfying  $|z - 2 + i| \geq \sqrt{5}$ . If the complex number  $z_0$  is such that

$\frac{1}{|z_0 - 1|}$  is the maximum of the set  $\left\{ \frac{1}{|z - 1|} : z \in S \right\}$ , then the principle argument of  $\frac{4 - z_0 - \bar{z}_0}{z_0 - \bar{z}_0 + 2i}$  is

- (a)  $\frac{\pi}{4}$                       (b)  $-\frac{\pi}{2}$                       (c)  $\frac{3\pi}{4}$                       (d)  $\frac{\pi}{2}$

**Solution:**

$$|z - 2 + i| \geq \sqrt{5}$$

P is along  $\overline{AC}$  but at  $\sqrt{5}$  distance from C.

$$\overline{CP} = \sqrt{5} \frac{\overline{AC}}{|\overline{AC}|} = \sqrt{5} \frac{(\hat{i} + \hat{j})}{\sqrt{2}}$$

$$\vec{P} = (2\hat{i} + \hat{j}) - \frac{\sqrt{5}}{\sqrt{2}}(\hat{i} - \hat{j})$$

$$\vec{P} = \left(2 - \frac{\sqrt{5}}{\sqrt{2}}\right)\hat{i} + \left(\frac{\sqrt{5}}{\sqrt{2}} - 1\right)\hat{j}$$

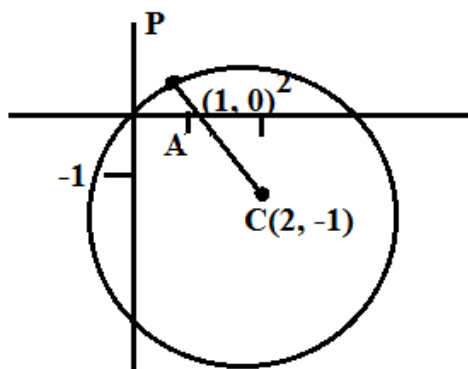
$$z_0 = 2 - \frac{\sqrt{5}}{\sqrt{2}} + \left(4 + \frac{\sqrt{5}}{\sqrt{2}}\right)i$$

$$\arg\left(\frac{4 - z_0 - \bar{z}_0}{z_0 - \bar{z}_0 + 2i}\right)$$

$$z_0 + \bar{z}_0 = 4 - \sqrt{10}i$$

$$z_0 - \bar{z}_0 = -2i + \sqrt{10}\hat{i}$$

$$\arg\left(\frac{\sqrt{10}}{\sqrt{10}i}\right)$$



$$= -\frac{\pi}{2}$$

4. The area of the region  $\{(x, y) : xy \leq 8, 1 \leq y \leq x^2\}$  is

- (a)  $8 \log_e 2 - \frac{14}{3}$       (b)  $16 \log_e 2 - \frac{14}{3}$       (c)  $16 \log_e 2 - 6$       (d)  $8 \log_e 2 - \frac{7}{3}$

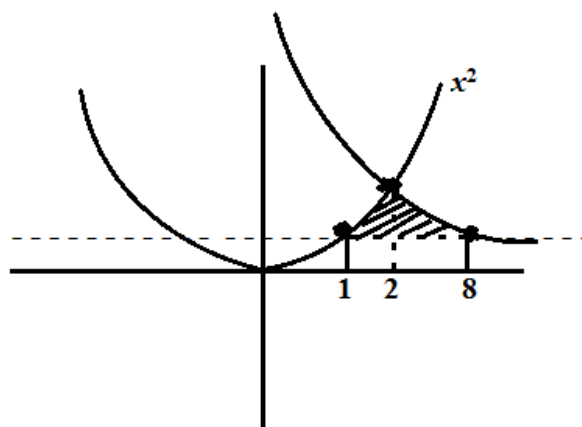
**Solution:**

$$\{(x, y) : xy \leq 8, 1 \leq y \leq x^2\}$$

$$\frac{8}{x} = x^2$$

$$\int_1^2 (x^2 - 1) dx + \int_2^8 \left(\frac{8}{x} - 1\right) dx$$

$$= 16 \log_e 2 - \frac{14}{3}$$



**SECTION – 2**

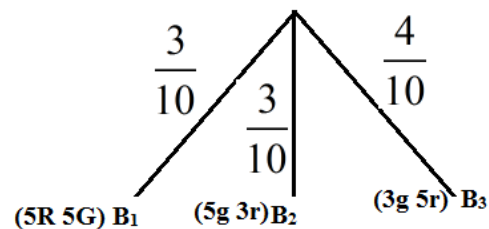
1. There are three bags  $B_1$ ,  $B_2$  and  $B_3$ . The bag  $B_1$  contains 5 red and 5 green balls,  $B_2$  contains 3 red and 5 green balls, and  $B_3$  contains 5 red and 3 green balls, Bags  $B_1$ ,  $B_2$  and  $B_3$  have probabilities  $\frac{3}{10}$ ,  $\frac{3}{10}$  and  $\frac{4}{10}$  respectively of being chosen. A bag is selected at random and a ball is chosen at random from the bag. Then which of the following options is/are correct?

- (a) Probability that the selected bag is  $B_3$  and the chosen ball is green equals  $\frac{3}{10}$
- (b) Probability that the chosen ball is green equals  $\frac{39}{80}$
- (c) Probability that the chosen ball is green, given that the selected bag is  $B_3$ , equals  $\frac{3}{8}$
- (d) Probability that the selected bag is  $B_3$ , given that the chosen balls is green, equals  $\frac{5}{13}$

**Solution:**

$$(i) P(B_3 \cap G) = P\left(\frac{G}{B_3}\right) \cdot P(B_3)$$

$$= \frac{3}{8} \times \frac{4}{10} = \frac{3}{20}$$



$$(ii) P(G) = \frac{5}{10} \times \frac{3}{10} + \frac{5}{8} \times \frac{3}{10} + \frac{3}{8} \times \frac{4}{10}$$

$$= \frac{60 + 75 + 60}{400} = \frac{195}{400} = \frac{39}{80}$$

$$(iii) P\left(\frac{G}{B_3}\right) = \frac{3}{8}$$

$$(iv) P\left(\frac{B_3}{G}\right) = \frac{P(G \cap B_3)}{P(G)}$$

$$= \frac{\frac{3}{20}}{\frac{39}{80}} = \frac{4}{13}$$

B, C

2. Define the collections  $\{E_1, E_2, E_3, \dots\}$  of ellipses and  $\{R_1, R_2, R_3, \dots\}$  of rectangles as follows:

$$E_1 : \frac{x^2}{9} + \frac{y^2}{4} = 1;$$

$R_1$ : rectangle of largest area, with sides parallel to the axes, inscribed in  $E_1$ ;

$E_n$ : Ellipse  $\frac{x^2}{a_n^2} + \frac{y^2}{b_n^2} = 1$  of largest area inscribed in  $R_{n-1}, n > 1$ ;

$R_n$ : rectangle of largest area, with sides parallel to the axes, inscribed in  $E_n, n > 1$ .

Then which of the following options is/are correct?

(a) The eccentricities of  $E_{18}$  and  $E_{19}$  are NOT equal

MATHS – JEE ADVANCED PAPER – 1

(b) The distance of a focus from the centre in  $E_9$  is  $\frac{\sqrt{5}}{32}$

(c) The length of latus rectum of  $E_9$  is  $\frac{1}{6}$

(d)  $\sum_{n=1}^N (\text{area of } R_n) < 24$ , for each positive integer  $N$

**Solution:**

$$A = 6 \cos \theta \cdot 4 \sin \theta$$

$$= 12 \sin 2\theta \rightarrow \max$$

$$\theta = \frac{\pi}{4}$$

$$E_2 = a_2 = 3 \cos \frac{\pi}{4} = \frac{3}{\sqrt{2}}$$

$$b_2 = 2 \sin \theta = \sqrt{2}$$

$$r = \frac{1}{\sqrt{2}} \quad a_n = \frac{3}{(\sqrt{2})^{n-1}} \quad b_n = \frac{2}{(\sqrt{2})^{n-1}}$$

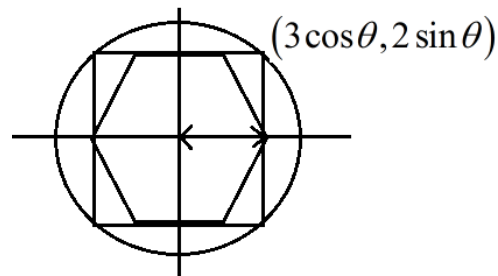
$$e_{18} = 1 - \frac{b^2}{a^2} = 1 - \frac{4}{(\sqrt{2})^{2n-2}} \left( \sqrt{2}^{2n-2} \right) = \frac{\sqrt{5}}{3}$$

e of all ellipses  $\rightarrow$  same

Difference of  $f$  from conic in equation a<sub>q</sub>e

$$E_a = \frac{2b_n^2}{a_n} = \frac{3}{(2)^8} \times \frac{\sqrt{5}}{3} = \frac{\sqrt{5}}{16}$$

$$= \frac{2 \times 4}{4(\sqrt{2})} = \frac{1}{6}$$



MATHS – JEE ADVANCED PAPER – 1

3. Let  $M = \begin{bmatrix} 0 & 1 & a \\ 1 & 2 & 3 \\ 3 & b & 1 \end{bmatrix}$  and  $\text{adj}M = \begin{bmatrix} -1 & 1 & -1 \\ 8 & -6 & 2 \\ -5 & 3 & -1 \end{bmatrix}$  where a and b are real numbers. Which of the following

options is/are correct?

(a)  $a + b = 3$

(b)  $\det(\text{adj}M^2) = 81$

(c)  $(\text{adj}M)^{-1} + \text{adj}M^{-1} = -M$

(d) If  $M \begin{bmatrix} \alpha \\ \beta \\ \gamma \end{bmatrix} = \begin{bmatrix} 1 \\ 2 \\ 3 \end{bmatrix}$ , then  $\alpha - \beta + \gamma = 3$

**Solution:**

$$M = \begin{bmatrix} 0 & 1 & a \\ 1 & 2 & 3 \\ 3 & b & 1 \end{bmatrix} \quad \text{adj}M = \begin{bmatrix} -1 & 1 & -1 \\ 8 & -6 & 2 \\ -5 & 3 & -1 \end{bmatrix}$$

$$\Rightarrow \text{adj}M = \begin{bmatrix} 2-3b & ab-1 & -1 \\ 8 & -6 & 2 \\ b-6 & 3 & -1 \end{bmatrix}$$

$$b-6 = -5$$

$$b = 1$$

$$ab-1 = 1$$

$$a = 2$$

$$M = \begin{bmatrix} 0 & 1 & 2 \\ 1 & 2 & 3 \\ 3 & 1 & 1 \end{bmatrix}$$

$$|M| = -2$$

$$a + b = 2$$

$$|\text{adj}M^2| = |M^2|^2 = |M|^4 = 16$$

$$(\text{adj}M)^{-1} + \text{adj}M^{-1}$$

$$\Rightarrow 2(\text{adj}M)^{-1}$$

$$= 2(M^{-1})M$$

$$= 2 \times \left( \frac{1}{-2} \right) M = -M$$

$$M \begin{bmatrix} \alpha \\ \beta \\ \gamma \end{bmatrix} = \begin{bmatrix} 1 \\ 2 \\ 3 \end{bmatrix} \Rightarrow \begin{bmatrix} 0 & 1 & 2 \\ 1 & 2 & 3 \\ 3 & 1 & 1 \end{bmatrix} \begin{bmatrix} \alpha \\ \beta \\ \gamma \end{bmatrix} = \begin{bmatrix} 1 \\ 2 \\ 3 \end{bmatrix}$$

$$\beta + 2\gamma = 1$$

$$\alpha + 2\beta + 3\gamma = 2$$

$$3\alpha + \beta + \gamma = 1 \qquad \alpha = 1 \quad \beta = -1 \quad \gamma = 1$$

$$\alpha - \beta + \gamma = 3$$

4. Let  $f : \mathbb{R} \rightarrow \mathbb{R}$  be given by

$$f(x) = \begin{cases} x^5 + 5x^4 + 10x^3 + 10x^2 + 3x + 1, & x < 0; \\ x^2 - x + 1, & 0 \leq x < 1; \\ \frac{2}{3}x^3 - 4x^2 + 7x - \frac{8}{3}, & 1 \leq x < 3; \\ (x-2)\log_e(x-2) - x + \frac{10}{3}, & x \geq 3 \end{cases}$$

Then which of the following options is/are correct?

(a)  $f$  has a local maximum at  $x = 1$

(b)  $f$  is onto

(c)  $f$  is increasing on  $(-\infty, 0)$

(d)  $f$  is NOT differentiable at  $x = 1$

**Solution:**



MATHS – JEE ADVANCED PAPER – 1

$$f(x) = \begin{cases} (a+1)^5 - 2a & x < 0 \\ x^2 - x + 1 & 0 \leq x < 1 \\ \frac{2}{3}x^3 - 4x^2 + 7x - \frac{8}{3} & 1 \leq x < 3 \\ (x-2)\log_e(x-2) - x + \frac{10}{3} & x \geq 3 \end{cases}$$

When  $x < 0$ ,  $f \rightarrow$  unit

$$f'(x) = 5(x+1)^4 - 2 \quad \text{can change sign for } x < 0$$

Range :  $-\infty + 1$

$\therefore$  Not monotonic

$$\frac{f(x) = x^2 - x + 1}{f'(x) = 2x - 1}$$

Max at  $x = 0$  &  $1$

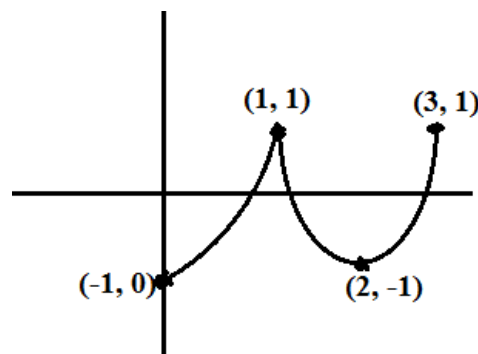
$x \geq 3$

$$f(3) = 1 \log 1 - 3 + \frac{10}{3} = \frac{1}{3}$$

$$f(\infty) \rightarrow \infty$$

$$f'(x) : \begin{cases} 2x - 1 & (0 \leq x < 1) \\ 2x^2 - 8x + 7 & | \leq x < 3 \end{cases}$$

Loc. Max at  $x = 1$



5. Let  $\alpha$  and  $\beta$  be the roots of  $x^2 - x - 1 = 0$ , with  $\alpha > \beta$ . For all positive integers  $n$ , define

$$a_n = \frac{\alpha^n - \beta^n}{\alpha - \beta}, n \geq 1$$

$$b_1 = 1 \text{ and } b_n = a_{n-1} + a_{n+1}, n \geq 2.$$

Then which of the following options is/are correct?

MATHS – JEE ADVANCED PAPER – 1

- (a)  $a_1 + a_2 + a_3 + \dots + a_n = a_{n+2} - 1$  for all  $n \geq 1$
- (b)  $\sum_{n=1}^{\infty} \frac{a_n}{10^n} = \frac{10}{89}$
- (c)  $\sum_{n=1}^{\infty} \frac{b_n}{10^n} = \frac{8}{89}$
- (d)  $b_n = \alpha^n + \beta^n$  for all  $n \geq 1$

**Solution:**

$$x^2 - x - 1 = 0$$

$$\alpha = \frac{1 + \sqrt{5}}{2} \quad \beta = \frac{1 - \sqrt{5}}{2}$$

$$a_n = \frac{\alpha^n - \beta^n}{\alpha - \beta} \quad b_1 = 1$$

$$b_n = a_{n-1} + a_{n+1}; \quad n \geq 2$$

$$a_{n+2} - a_{n+1} = \left( \frac{\alpha^{n+2} - \beta^{n+2}}{\alpha - \beta} \right) - \left( \frac{\alpha^{n+1} - \beta^{n+1}}{\alpha - \beta} \right)$$

$$= \frac{\alpha^n (\alpha^2 - \alpha) - \beta^n (\beta^2 - \beta)}{\alpha - \beta}$$

$$= \frac{\alpha^n (1) - \beta^n (1)}{\alpha - \beta} = a_n$$

$$a_1 + a_2 + \dots + a_n \quad \Rightarrow \quad a_n + a_{n+1} = a_{n+2}$$

$$\sum_{n=1}^{\infty} \frac{a_n}{10^n}$$

$$\Rightarrow \frac{\sum \left( \frac{\alpha}{10} \right)^n - \sum \left( \frac{\beta}{10} \right)^n}{\alpha - \beta}$$

$$\sum_{r=1}^n a_r = a_{n+2} - a_2$$

$$= a_{n+2} - \frac{\alpha^2 - \beta^2}{\alpha - \beta}$$

$$= a_{n+2} - (\alpha + \beta)$$

$$= a_{n+2} - 1$$

$$\Rightarrow \frac{\frac{\alpha}{10} - \frac{\beta}{10}}{1 - \frac{\alpha}{10} - 1 - \frac{\beta}{10}} = \frac{\frac{\alpha}{10 - \alpha} - \frac{\beta}{10 - \beta}}{\alpha - \beta} = \frac{10}{(10 - \alpha)(10 - \beta)} = \frac{10}{89}$$

$$\sum \frac{b_n}{10^n} = \sum \frac{a_{n-1} + a_{n+1}}{10^n} = \frac{\frac{\alpha}{10}}{1 - \frac{\alpha}{10}} + \frac{\frac{\beta}{10}}{1 - \frac{\beta}{10}} = \frac{12}{89}$$

$$b_n = a_{n-1} + a_n$$

$$= \frac{(\alpha^{n-1} - \beta^{n-1}) + (\alpha^{n+1} - \beta^{n+1})}{\alpha - \beta}$$

$$= \alpha\beta = -1 \quad \alpha^{n-1} = -\alpha^n \beta$$

$$\Rightarrow \frac{-\alpha^n \beta + \beta^n \alpha + \alpha^{n+1} - \beta^{n+1}}{\alpha - \beta}$$

$$= \frac{\alpha^n (\alpha - \beta) + \beta^n (\alpha - \beta)}{\alpha - \beta} = \alpha^n + \beta^n$$

6. Let  $\Gamma$  denote a curve  $y = y(x)$  which is in the first quadrant and let the point  $(1, 0)$  lie on it. Let the tangent to  $\Gamma$  at a point  $P$  intersect the  $y$ -axis at  $Y_P$ . If  $PY_P$  has length 1 for each point  $P$  on  $\Gamma$ , then which of the following is options is/are correct?

(a)  $y = \log_e \left( \frac{1 + \sqrt{1 - x^2}}{x} \right) - \sqrt{1 - x^2}$

(b)  $xy' - \sqrt{1 - x^2} = 0$

$$(c) y - \log_e \left( \frac{1 + \sqrt{1-x^2}}{x} \right) + \sqrt{1-x^2}$$

$$(d) xy' + \sqrt{1-x^2} = 0$$

**Solution:**

$$(1, 0)$$

$$y - y_1 = m(x - x_1)$$

$$y_p - y_1 = -mx_1$$

$$y_p = mx_1 + y_1$$

$$\Rightarrow 1 = x_1^2 + m^2 x_1^2$$

$$1 = x^2 \left( 1 + \left( \frac{dy}{dx} \right)^2 \right)$$

$$\left( \frac{dy}{dx} \right)^2 = \frac{1}{x^2} - 1$$

$$\frac{dy}{dx} = \pm \frac{\sqrt{1-x^2}}{x}$$

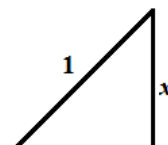
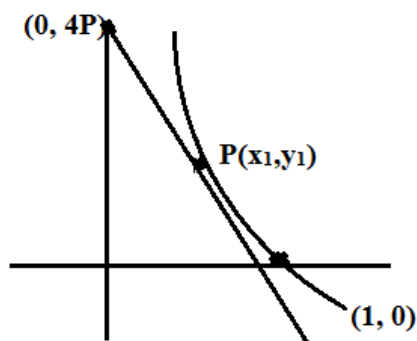
$$y = \pm \int \frac{\sqrt{1-x^2}}{x} dx$$

$$x \sin \theta \quad dx = \cos \theta d\theta$$

$$= \pm \int \frac{\cos^2 \theta d\theta}{\sin \theta}$$

$$= \pm \int (\operatorname{cosec} \theta - \sin \theta) d\theta$$

$$= \pm \log |(\operatorname{cosec} \theta + \cot \theta)| + \cos \theta$$



$$= \pm \log \left| \frac{1}{x} + \sqrt{1-x^2} \right| + (\sin^{-1} x) + \sqrt{1-x^2} + c$$

$$0 = \pm \log(1) + \sqrt{1-1} + C$$

$$C = 0 \quad \Rightarrow B, D$$

A, B, C, D

7. In a non-right-angle triangle  $\Delta PQR$ , let  $p, q, r$  denote the lengths of the sides opposite to the angles at  $P, Q, R$  respectively. The median from  $R$  meets the side  $PQ$  at  $S$ , the perpendicular from  $P$  meets the side  $QR$  at  $E$ , and  $RS$  and  $PE$  intersect at  $O$ . If  $p = \sqrt{3}, q = 1$ , and the radius of the circumcircle of the  $\Delta PQR$  equals 1, then which of the following options is/are correct?

(a) Area of  $\Delta SOE = \frac{\sqrt{3}}{12}$

(b) Radius of incircle of  $\Delta PQR = \frac{\sqrt{3}}{2}(2 - \sqrt{3})$

(c) Length of  $RS = \frac{\sqrt{7}}{2}$

(d) Length of  $OE = \frac{1}{6}$

**Solution:**

$$\frac{\sin P}{\sqrt{3}} = \frac{\sin Q}{1} = \frac{1}{2R} = \frac{1}{2}$$

$$\angle P = \frac{\pi}{3} \text{ (or) } \frac{2\pi}{3} \quad \angle Q = \frac{\pi}{6} \text{ (or) } \frac{5\pi}{6}$$

$$p > q \Rightarrow \angle P > \angle Q$$

If  $\angle P = \frac{\pi}{3}$  &  $\angle Q = \frac{\pi}{6} \Rightarrow R = \frac{\pi}{2}$  (not possible)

$$\therefore \angle P = \frac{2\pi}{3} \text{ & } \angle Q = \angle R = \frac{\pi}{6}$$

$$r = \frac{\Delta}{S} = \frac{\frac{1}{2} \cdot 1 \cdot \sqrt{3}}{\left(\frac{\sqrt{3}+2}{2}\right)} = \frac{\sqrt{3}}{2}(2 - \sqrt{3})$$

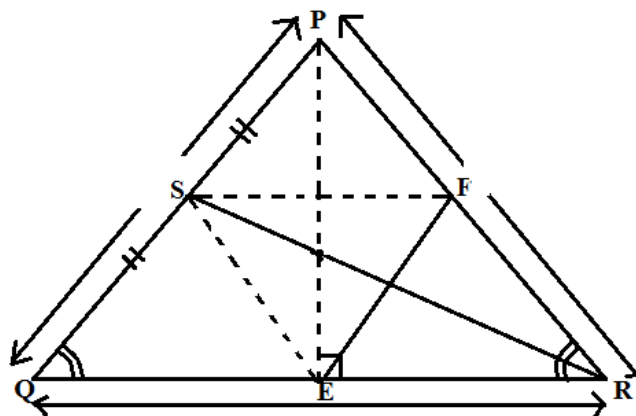
$$\Delta SEF = \frac{1}{4} ar(\Delta PQR)$$

$$ar(\Delta SOE) = \frac{1}{3} ar(\Delta SEF) = \frac{1}{12} ar(\Delta PQR)$$

$$= \frac{1}{12} \cdot \frac{\sqrt{3}}{4} = \frac{\sqrt{3}}{48}$$

$$RS = \frac{1}{2} \sqrt{6+2-1} = \frac{\sqrt{7}}{2}$$

$$OE = \frac{1}{3} PE = \left(\frac{1}{3}\right)\left(\frac{1}{2}\right)\sqrt{2+2-3} = \frac{1}{6}$$



8. Let  $L_1$  and  $L_2$  denotes the lines

$$\vec{r} = \hat{i} + \lambda(-\hat{i} + 2\hat{j} + 2\hat{k}), \lambda \in \mathbb{R}$$

$$\vec{r} = \mu(2\hat{i} - \hat{j} + 2\hat{k}), \mu \in \mathbb{R}$$

respectively. If  $L_3$  is a line which is perpendicular to both  $L_1$  and  $L_2$  and cuts both of them, then which of the following options describe(s)  $L_3$ ?

(a)  $\vec{r} = \frac{1}{3}(2\hat{i} + \hat{k}) + t(2\hat{i} + 2\hat{j} - \hat{k}), t \in \mathbb{R}$

(b)  $\vec{r} = \frac{2}{9}(2\hat{i} - \hat{j} + 2\hat{k}) + t(2\hat{i} + 2\hat{j} - \hat{k}), t \in \mathbb{R}$

(c)  $\vec{r} = t(2\hat{i} + 2\hat{j} - \hat{k}), t \in \mathbb{R}$

(d)  $\vec{r} = \frac{2}{9}(4\hat{i} + \hat{j} + \hat{k}) + t(2\hat{i} + 2\hat{j} - \hat{k}), t \in \mathbb{R}$

**Solution:**

$$L_1 : \vec{r} = \hat{i} + \lambda(-\hat{i} + 2\hat{j} + 2\hat{k})$$

$$L_2 : \vec{r} = \mu(2\hat{i} - \hat{j} + 2\hat{k})$$

$$L_1 : \frac{x-1}{-1} = \frac{y-0}{2} = \frac{z-0}{2}$$

$$L_2 : \frac{x}{2} = \frac{y}{-1} = \frac{z}{2}$$

$$L_3 : \frac{x}{a} = \frac{y}{b} = \frac{z}{c}$$

$$L_3 : L_1 \times L_2$$

$$\text{Ily } 6\hat{i} + 6\hat{j} - 3\hat{k}$$

$$\text{A on } L_1 (-\lambda + 1, 2\lambda, 2\lambda)$$

$$\text{B on } L_2 : (2\mu, -\mu, 2\mu)$$

$$\text{AB } \Delta\text{rs: } (2\mu + \lambda - 1, -\mu - 2\lambda, 2\mu - 2\lambda)$$

$$\Delta R \text{ of AB: } (6, 6, -3) \text{ or } (2, 2, -1)$$

$$\Rightarrow \frac{2\mu + \lambda - 1}{2} = \frac{-\mu - 2\lambda}{2} = \frac{2\mu - 2\lambda}{-1} = k$$

$$\lambda = \frac{3k + 1}{3} \quad \mu = -4k - \frac{2}{3}$$

$$= k + \frac{1}{3}$$

$$= 2\mu - 2\lambda + k = 0$$

$$\Rightarrow 2\left(4k - \frac{2}{3}\right) - 2\left(\frac{3k}{3} + 1\right) + k = 0$$

$$\Rightarrow k = \frac{-2}{9} \Rightarrow \lambda = \frac{1}{9}, \mu = \frac{2}{9}$$

$$\text{A: } \left(\frac{8}{9}, \frac{2}{9}, \frac{2}{9}\right) \quad \text{B: } \left(\frac{4}{9}, \frac{-2}{9}, \frac{4}{9}\right)$$

Mid point :  $\left(\frac{2}{3}, 0, \frac{1}{3}\right)$

**SECTION – 3**

1. If  $I = \frac{2}{\pi} \int_{-\pi/4}^{\pi/4} \frac{dx}{(1+e^{\sin x})(2-\cos 2x)}$

Then  $27I^2$  equals \_\_\_\_\_

**Solution:**

$$I = \frac{2}{\pi} \int_{-\frac{\pi}{4}}^{\frac{\pi}{4}} \frac{dx}{(1+e^{\sin x})(2-\cos 2x)}$$

$$I = \frac{2}{\pi} \int_{-\frac{\pi}{4}}^{\frac{\pi}{4}} \frac{dx}{(1+e^{-\sin x})(2-\cos 2x)}$$

$$\cancel{I} = \frac{\cancel{2}}{\pi} \int_{-\frac{\pi}{4}}^{\frac{\pi}{4}} \frac{(1+e^{\sin x}) dx}{(1+e^{\sin x})(2-\cos 2x)}$$

$$= \frac{2}{\pi} \int_0^{\frac{\pi}{4}} \frac{dx}{1+2\sin^2 x} = \frac{2}{\pi} \int_0^{\frac{\pi}{4}} \frac{\sec^2 x dx}{3\tan^2 x + 1} = \frac{2}{3\sqrt{3}}$$

Ans: 4

2. Let the point B be the reflection of the point A(2, 3) with respect to the line  $8x - 6y - 23 = 0$ . Let  $\Gamma_A$  and  $\Gamma_B$  be circle of radii 2 and 1 with centres A and B respectively. Let T be a common tangent to the circle  $\Gamma_A$  and  $\Gamma_B$  such that both the circle are on the same side of T. If C is the point of intersection of T and the line passing through A and B, then the length of the line segment AC is \_\_\_\_\_

**Solution:**

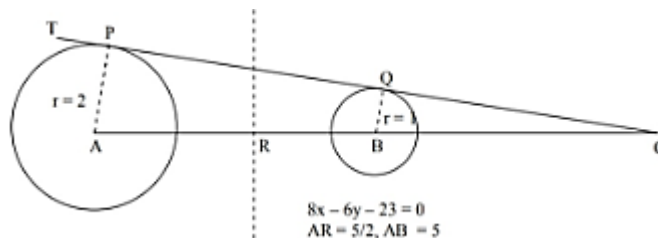
Now  $\Delta APC$  and  $BQC$  are similarly



MATHS – JEE ADVANCED PAPER – 1

$$\frac{BC}{AC} = \frac{1}{2} \Rightarrow 2(AC - AB) = AC$$

$$AC = 2AB = 10$$



3. Let AP (a; d) denote the set of all the terms of an infinite arithmetic progression with first term a and common difference  $d > 0$ . If  $AP(1; 3) \cap AP(2; 5) \cap AP(3; 7) = AP(a; d)$  then  $a + d$  equals) \_\_\_\_\_

**Solution:**

$$\alpha, \alpha + d, \dots, \alpha > 0$$

I: 1, 4, 7, 10, 13, 16 ..... 32

II: 2, 7, 12, 17, 22, 27, 32, 37, 42, 47, 52

III: 3, 10, 17, 24, 31, 38, 45, 52

$$52 \leftarrow a + d \rightarrow \text{LCM of } 3, 5, 7 = 105$$

$$a + d = 157$$

4. Let S be the sample space of all  $3 \times 3$  matrices with entries from the set  $\{0, 1\}$ . Let the events  $E_1$  and  $E_2$  be given by

$$E_1 = \{A \in S : \det A = 0\} \text{ and}$$

$$E_2 = \{A \in S : \text{sum of entries of } A \text{ is } 7\}.$$

If a matrix is chosen at random from S, then the conditional probability  $P(E_1|E_2)$  equals .....

**Solution:**

$$S : 2^9$$

$$P\left(\frac{E_1}{E_2}\right) = \frac{P(E_1 \cap E_2)}{P(E_2)}$$

MATHS – JEE ADVANCED PAPER – 1

$E_2$  : Sum of entries 7

7 1s 2 0's

$$\text{Total } E_2 = \frac{9!}{7!2!} = 36$$

$$\begin{vmatrix} 1 & 1 & 1 \\ 1 & 1 & 1 \\ 1 & 0 & 0 \end{vmatrix}$$

Per  $|A|$  to be 0, both zeroes should be in the same row/column.

$$\therefore 3 \times 3 \times 2 = 18 \quad \text{cases}$$

$$P\left(\frac{E_1}{E_2}\right) = \frac{18}{36} = \frac{1}{2}$$

5. Three lines are given by

$$\vec{r} = \lambda \hat{i}, \lambda \in \mathbb{R}$$

$$\vec{r} = \mu(\hat{i} + \hat{j}), \mu \in \mathbb{R} \quad \text{and}$$

$$\vec{r} = \nu(\hat{i} + \hat{j} + \hat{k}), \nu \in \mathbb{R}.$$

Let the lines cut the plane  $x + y + z = 1$  at the points A, B and C respectively. If the area of the triangle ABC is  $\Delta$  then the value of  $(6\Delta)^2$  equals \_\_\_\_\_

**Solution:**

$$\vec{r} = \lambda \hat{i}, \lambda \in \mathbb{R}$$

$$\vec{r} = \mu(\hat{i} + \hat{j}), \mu \in \mathbb{R} \quad \text{cuts } x + y + z = 1 \text{ at A, B, C graph}$$

$$\vec{r} = \nu(\hat{i} + \hat{j} + \hat{k}), \nu \in \mathbb{R}.$$

$$1^{\text{st}} \text{ line : } x = \lambda, y = 0, z = 0$$

$$x + y + z = 1 \Rightarrow \lambda = 1 \quad A(1, 0, 0)$$

$$2^{\text{nd}} \text{ line: } x = \mu \quad y = \mu \quad z = 0$$

$$\therefore 2\mu = 1 \quad \mu = \frac{1}{2} \quad B\left(\frac{1}{2}, \frac{1}{2}, 0\right)$$

Parallels      C:  $\left(\frac{1}{3}, \frac{1}{3}, \frac{1}{3}\right)$

$$A = \frac{1}{2} |\overline{AB} \times \overline{AC}|$$

$$= \frac{1}{2} \left| \frac{\hat{i}}{6} + \frac{\hat{j}}{5} + \frac{\hat{k}}{6} \right| = \frac{\sqrt{3}}{12} \quad (6\Delta) = \frac{3}{6}$$

6. Let  $\omega \neq 1$  be a cube root of unity. Then the minimum of the set

$$\left\{ |a + b\omega + c\omega^2|^2 : a, b, c \text{ distinct non-zero integers} \right\}$$

equals \_\_\_\_\_

**Solution:**

$$|a + b\omega + c\omega^2|^2$$

$$= (a + b\omega + c\omega^2)(a + b\omega^2 + c\omega)$$

$$= (a^2 + b^2 + c^2 + ab - bc - ca)$$

$$\left[ \because a + b\omega + c\omega^2 = \overline{a + b\omega + c\omega^2} = a + b\omega^2 + c\omega \right]$$

$$\Rightarrow \frac{1}{2} \left( (a-b)^2 + (b-c)^2 + (c-a)^2 \right)$$

$$= \frac{1}{2} (1+1+4) = 3$$