

EXEMPLAR EDUCATIONAL GAMES

EDUCATIONAL GAME 1

FUN WITH DANCING BALLS

WHAT DO WE NEED?

Beaker, naphthalene balls, vinegar or dilute hydrochloric acid, sodium hydrogencarbonate

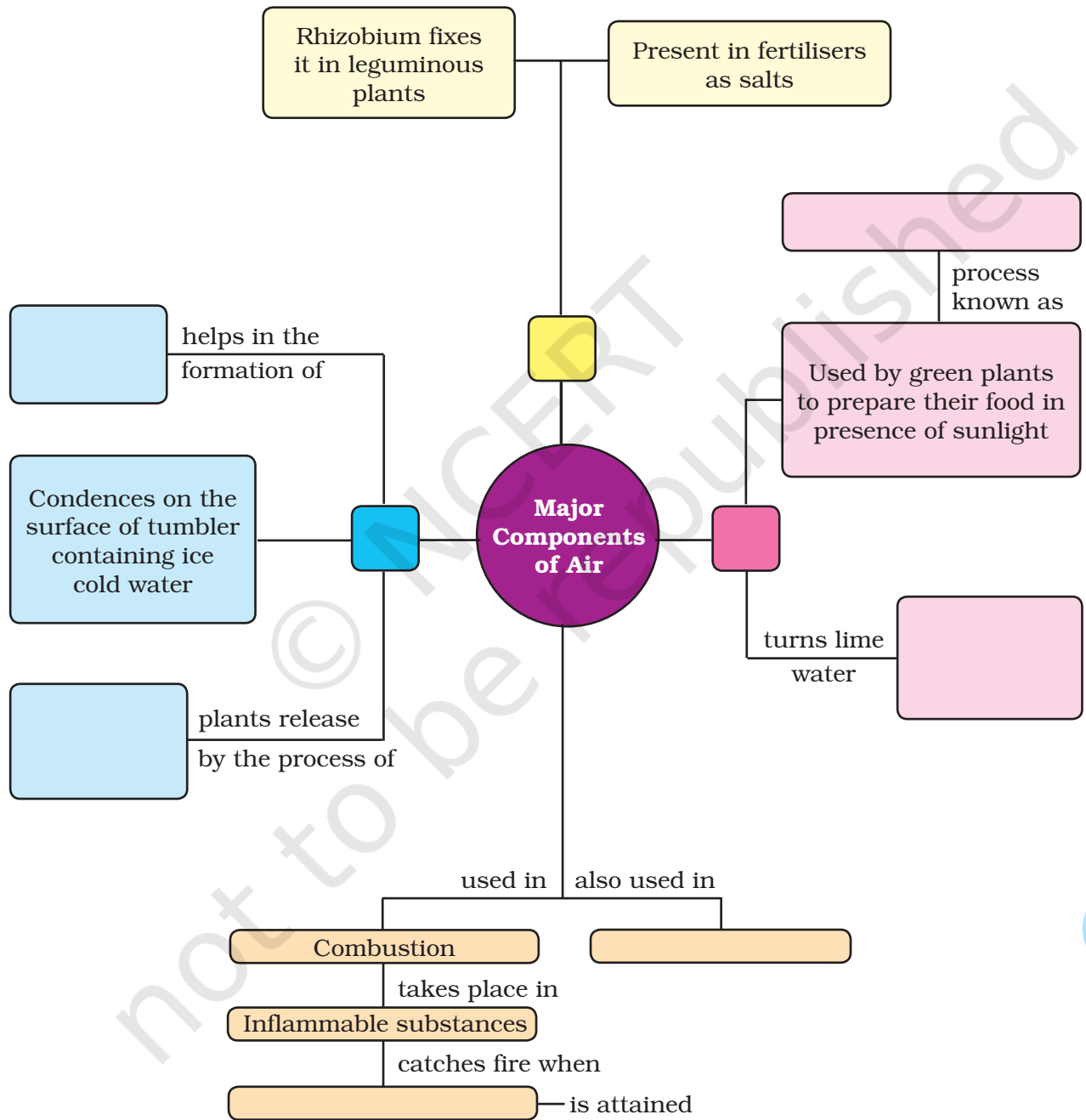
- Fill two third of a beaker with vinegar or dilute solution of hydrochloric acid, and put 5-6 small naphthalene balls in it.
- Add about half a spoon of sodium hydrogencarbonate (baking soda) to it and observe.
- You will find that naphthalene balls start moving to the surface of the solution and then again go down. When they stop going up and down, again add more baking soda.
- You may give some colour to this solution by adding few drops of extract from beet root or any other flower.



Baking soda reacts with vinegar or hydrochloric acid to form carbon dioxide gas. The bubbles of carbon dioxide stick to the naphthalene balls and bring them upwards. The balls again go down when the gas bubbles leave the surface of balls and the process goes on till the gas is liberated.

EDUCATIONAL GAME 2


LET US COMPLETE THE FLOW CHART BY FILLING EMPTY BOXES




EDUCATIONAL GAME 3

BEAWARE!

- Look at these pictures carefully and find out if there is anything undesirable.
- Write your comments to make the things desirable.



A. Throwing garbage in a water body



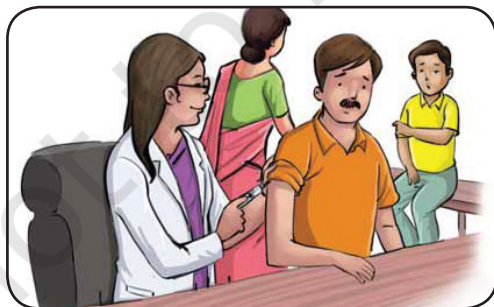
B. Burning waste paper



C. Washing bicycle with running water



D. Loud music in a party



E. Using same needle for more than one patient



F. Working in a group

Discuss your comments/ideas in your class.