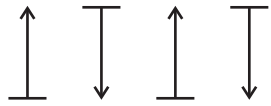


पैटर्न



इसी क्रम में आगे बनाइए।





















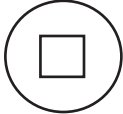

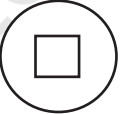
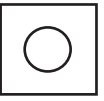






शिक्षकों के लिए

पैटर्न की समझ विकसित करने के लिए पृष्ठ संख्या 148 देखें।

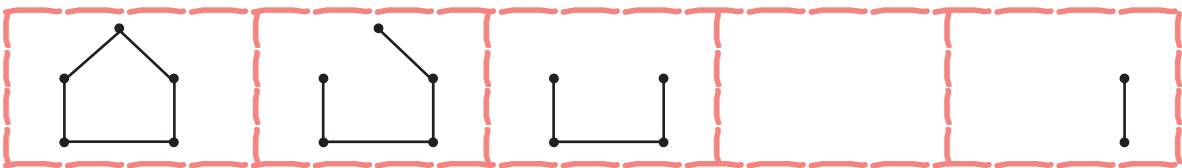



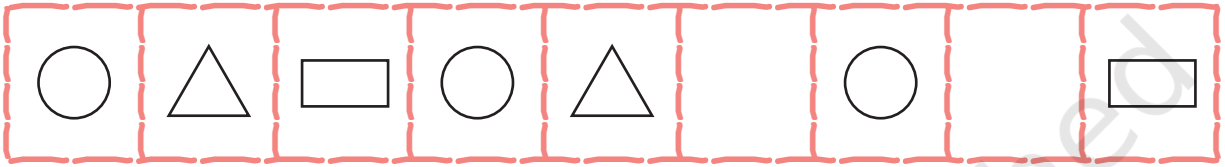



इसी क्रम में अगला क्या होगा?



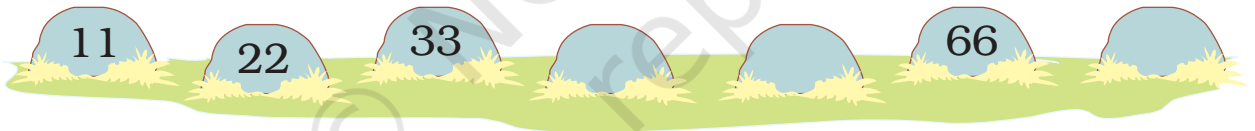
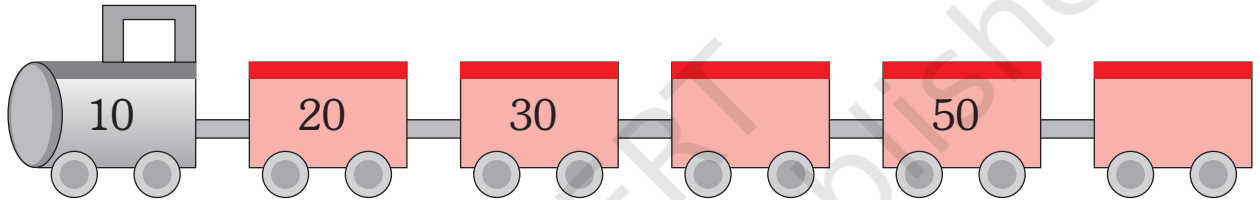

आकृतियों के पैटर्न

बाक्सों को क्रम में भरिए।









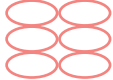








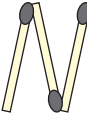







पैटर्न का अध्ययन कीजिए और छूटी हुई संख्याएँ भरिए।



पैटर्न को पूरा कीजिए।





पैटर्न को पूरा कीजिए।

