



## Smart Charts

### How Many Hours?

All of us enjoy watching television (TV) or listening to the radio.




How much time do we spend in this?

- ❖ Note the time you spend in front of a TV or radio every day. Do this for one week. The time spent in a week is \_\_\_\_\_ hours.

So in a month you spend about  $30 \times \underline{\quad} = \underline{\quad}$  hours.

- ❖ Find out from your friends the time they spend in a week.

How many hours they watch TV or listen to the radio (in a week)	Number of children
More than 6 hours	
Six hours	
Five hours	
Four hours	
Three hours	
Two hours	
One hour	
Zero hour (do not watch)	



### ***From your table***

Watching TV/listening to the radio...

- ❖ \_\_\_\_\_ children spend more than 6 hours in a week.
- ❖ \_\_\_\_\_ children spend no time at all.
- ❖ Most children spend \_\_\_\_\_ hours in a week.
- ❖ \_\_\_\_\_ children spend more than 3 hours.

### ***Which Programme?***

There are different types of programmes on TV or radio such as cartoons, news, sports, music, plays, serials. Juhi's father likes watching serials. Her mother likes sports. Juhi likes news programmes.

- (1) Ask people in your family to name one programme they like and one programme they dislike. Make a table.

<i>Family member</i>	<i>Programme they like</i>	<i>Programme they dislike</i>
Mother		
Father		

The kind of programme most family members like \_\_\_\_\_

The kind of programme most family members dislike \_\_\_\_\_

2) Find out from 20 friends the programmes they like and dislike, and write in a table.

Kind of programme	Number of children liking it	Number of children disliking it
News		
Serials		
Cartoons		
Comedy shows		
Sports		

- ❖ Which kind of programme is liked by most children?
- ❖ Which kind of programme is disliked by the least number of children?
- ❖ How many children like sports programmes?
- ❖ Is there any kind of programme not liked by any one?  
Yes/No If yes, which one? \_\_\_\_\_.

### Who is my friend?

I've a friend with me always,  
In the nights and through the days.  
When I run he runs with me,  
Sometimes I lead, sometimes he.  
When it's dark he can't be seen,  
Do you know which friend I mean?



❖ Read the poem carefully and answer these questions:


- a) Which word comes most often in the poem?
- b) Which letter has been used most?
- c) Which letter comes the least?

❖ Take a paragraph you like from your language textbook. Read carefully and find out:

- a) Which word comes most often? \_\_\_\_\_  
How many times? \_\_\_\_\_
- b) Which word comes least often? \_\_\_\_\_
- c) The letter used most often is \_\_\_\_\_
- d) The letter used least often is \_\_\_\_\_

### Food We Eat

Children were talking about what things they eat in the morning — made of rice, wheat, maize, barley, etc.



Find out from your classmates and fill the table:

Main food	Number of persons
Rice	
Wheat	

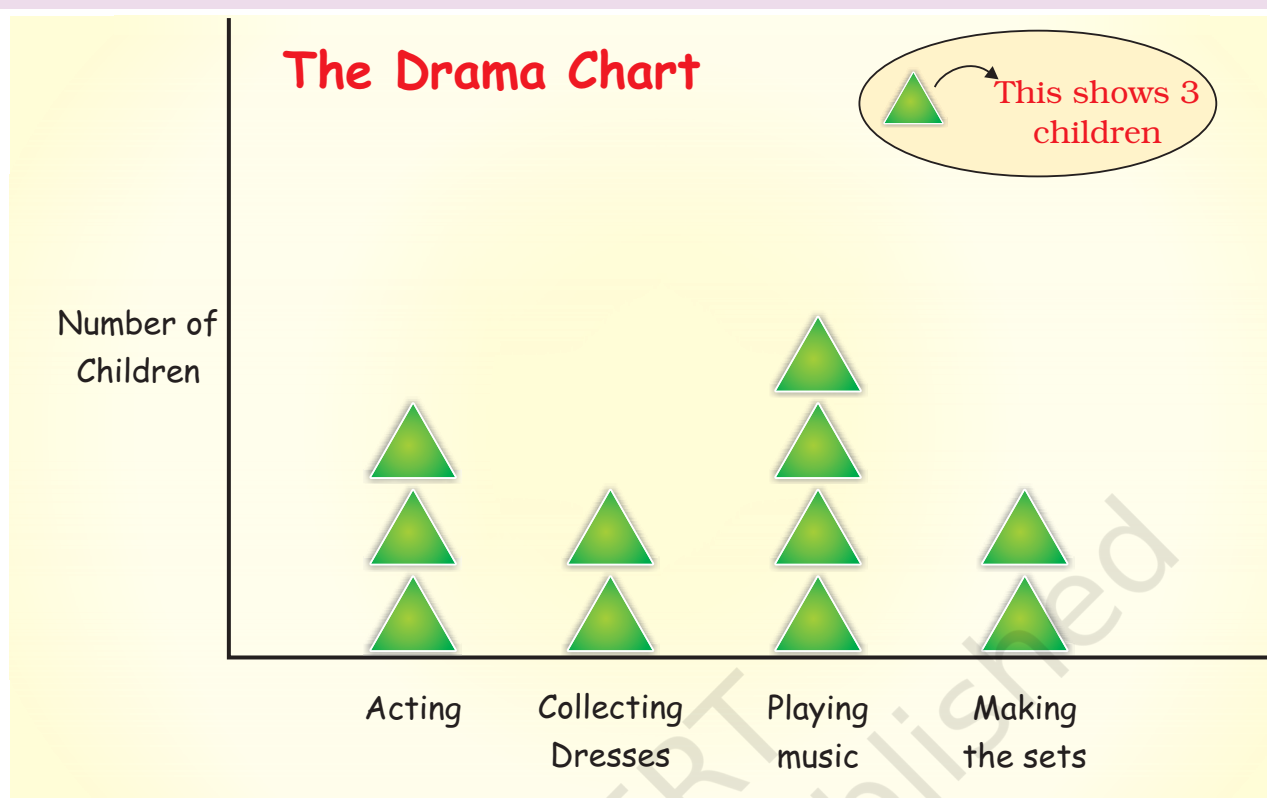
Look at the table and tell:

- ❖ Most children eat food made from \_\_\_\_\_.
- ❖ Compared to children who eat rice, those who eat wheat are more/less/equal.
- ❖ Compared to those who eat wheat, children eating *ragi* are more/less.

### Preparing for the Class Drama

All children of a class are getting ready for a drama. Some children are acting. Some are busy collecting the dresses. Some are bringing tables and chairs to make the sets.






- How many children are acting in the drama?
- Which are more — children making the sets or those acting?
- What is being done by most of the children?
- How many children are collecting dresses?

### Whose Head is Bigger?

Cut long paper strips from waste paper.

Give one strip to each of your friends. Now put the paper strip around your head and tear off the extra strip. On a big sheet, paste these paper strips along a line.



Some children had pasted their strips and made a chart like this.


Your chart should also look like this.

❖ Use a scale and find out from your chart:

The length of the longest strip is \_\_\_\_\_ cm.

So \_\_\_\_\_ has the biggest head.

The smallest strip is \_\_\_\_\_ cm long. It belongs to \_\_\_\_\_.



## Chapati Chart

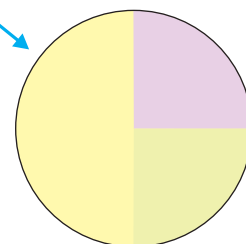
All children of a school take part in different clubs:



Games Clubs

Garden Club

The *Chapati* Chart shows the number of children in different clubs.



Drawing Club

From the picture we can see that:

- a) Half the children in the class take part in the Games Club.
- b) One fourth of the children are members of the Garden Club.
- c) The Drawing Club has one fourth of the children of the class.

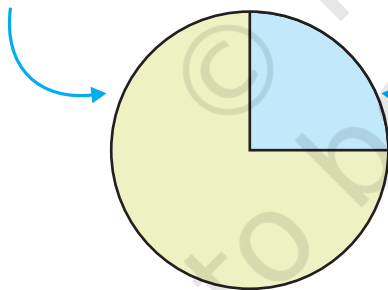
If there are 200 students in the school, look at the above *Chapati* Chart and tell the number of members in each club:

- ❖ The Games Club has \_\_\_\_\_ members.
- ❖ The Garden Club has \_\_\_\_\_ members.
- ❖ There are \_\_\_\_\_ members in the Drawing Club.


### Getting Wet in the Rain

Who likes to get wet in the rain? A child made this *Chapati* Chart after asking his friends.

Those who like  
to get wet in  
the rain



Those who do  
not like to get  
wet in the rain



See the *Chapati* Chart and tell:

- 1) How many children like to get wet in the rain?
  - a) half
  - b) one-fourth
  - c) three-fourth
- 2) How many children do not like to get wet in the rain?
  - a) half
  - b) one-fourth
  - c) three-fourth

If the number of children in the class is 28, then tell the number of children

- ❖ who like to get wet in the rain \_\_\_\_\_
- ❖ who do not like to get wet in the rain \_\_\_\_\_

### Tea, Coffee or Milk

Some children were asked which of these they liked most — Tea, Coffee or Milk.

The drink they like	Number of children
Milk	20
Coffee	10
Tea	10

Total Number of children \_\_\_\_\_



Find out from the table:

- ❖ Children who like milk are  $\frac{1}{2}$  /  $\frac{1}{4}$  of the total children.
- ❖ Children who like coffee are  $\frac{1}{2}$  /  $\frac{1}{4}$  of the total children.

Show the liking for Tea, Coffee or Milk in a *Chapati* Chart.