

UNIT 15

Carbon and its Compounds



Learning Objectives

After completing this lesson, students will be able to

- explain the special features of carbon.
- know about the isomerism and allotropic forms of carbon compounds.
- differentiate between the properties of graphite and diamond.
- recognise the various inorganic carbon compounds with their uses.
- know the common properties of carbon compounds.
- identify the codes of various plastics.
- understand the effects of plastics on human life and environment.
- know the legal measures to prevent plastic pollution.

Introduction

Carbon is one of the most important **non-metallic** element. Antoine Lavoisier named Carbon from the Latin word '**Carbo**' meaning coal. This is because carbon is the main constituent of coal. Coal is a fossil fuel developed from prolonged decomposition of buried plants and animals. So, it is clear that all the life forms contain carbon. The earth's crust contains only 0.032% of carbon (i.e. 320 parts per million by weight) in the form of minerals like carbonates, coal and petroleum and the atmosphere has only 0.03% of carbon dioxide (i.e. 300 parts per million by weight). Even though available in small amount in nature, carbon compounds have an immense importance in everyday life.

Carbon is present in our muscles, bones, organs, blood and other components of living matter. A large number of things which we

use in our daily life are made up of carbon compounds. So, without carbon there is no possibility for the existence of plants and animals including human. Thus, **Carbon Chemistry** is also called as **Living Chemistry**. In this lesson we will study about the special features of carbon, its properties and also about plastic which are the catenated long chain compounds.

15.1 Discovery of Carbon-Milestones

Carbon has been known since ancient times in the form of soot, charcoal, graphite and diamonds. Ancient cultures did not realize, of course, that these substances were different forms of the same element.

In 1772, French scientist **Antoine Lavoisier** pooled resources with other chemists to buy a diamond, which they placed in a closed glass jar.

They focused the Sun's rays on the diamond with a remarkable giant magnifying glass and saw the diamond burn and disappear. Lavoisier noted that the overall weight of the jar was unchanged and that when it burned, the diamond had combined with oxygen to form carbon dioxide. He concluded that diamond and charcoal were made of the same element – carbon.

In 1779, Swedish scientist **Carl Scheele** showed that graphite also burned to form carbon dioxide. In 1796, English chemist **Smithson Tennant** established that diamond is pure carbon and not a compound of carbon and it burned to form only carbon dioxide. Tennant also proved that when equal weights of charcoal and diamonds were burned, they produced the same amount of carbon dioxide.

In 1855, English chemist **Benjamin Brodie** produced pure graphite from carbon, proving graphite is a form of carbon. Although it had been previously attempted without success, in 1955 American scientist **Francis Bundy** and his co-workers at 'General Electric' company finally demonstrated that graphite could be transformed into diamond at high temperature and pressure.

In 1985, **Robert Curl, Harry Kroto and Richard Smalley** discovered fullerenes, a new form of carbon in which the atoms are arranged in soccer-ball shapes. **Graphene**, consists of a single layer of carbon atoms arranged in hexagons. Graphene's discovery was announced in 2004 by **Kostya Novoselov and Andre Geim**, who used adhesive tape to detach a single layer of atoms from graphite to produce the new allotrope. If these layers were stacked upon one other, graphite would be the result. Graphene has a thickness of just one atom.

15.2 Compounds of Carbon – Classification

Carbon is found both in free state as well as combined state in nature. In the pre-historic period, ancients used to manufacture charcoal by burning organic materials. They used to

obtain carbon compounds both from living things as well as non-living matter. Thus, in the early 19th century, Berzelius classified carbon compounds based on their source as follows:

Organic Carbon Compounds: These are the compounds of carbon obtained from living organisms such as plants and animals. e.g. Ethanol, cellulose, Starch.

Inorganic Carbon Compounds: These are the compounds containing carbon but obtained from non-living matter. e.g. Calcium Carbonate, Carbon Monoxide, Carbon dioxide.

15.2.1 Organic Compounds of Carbon

There are millions of organic carbon compounds available in nature and also synthesized manually. Organic carbon compounds contain carbon connected with other elements like hydrogen, oxygen, nitrogen, sulphur etc. Thus, depending on the nature of other elements and the way in which they are connected with carbon, there are various classes of organic carbon compounds such as hydrocarbons, alcohols, aldehydes and ketones, carboxylic acids, amino acids, etc. You will study about organic carbon compounds in your higher classes.

15.2.2 Inorganic Compounds of Carbon

As compared to organic compounds, the number of inorganic carbon compounds are limited. Among them oxides, carbides, sulphides, cyanides, carbonates and bicarbonates are the major classes of inorganic carbon compounds. Formation, properties and uses of some of these compounds are given in Table 15.1.

15.3 Special Features of Carbon

The number of carbon compounds known at present is more than 5 million. Many newer carbon compounds are being isolated or prepared every day. Even though the abundance

Table 15.1 Inorganic carbon compounds

Compounds	Formation	Properties	Uses
Carbon monoxide (CO)	Not a natural component of air. Mainly added to atmosphere due to incomplete combustion of fuels.	Colourless, odourless, highly toxic, sparingly soluble in water.	Main component of water gas (CO+H ₂). Reducing agent.
Carbon dioxide (CO ₂)	Occurs in nature as free and combined forms. Combined form is found in minerals like limestone, magnesite. Formed by complete combustion of carbon or coke.	Colourless, odourless, tasteless Stable, highly soluble in water, takes part in photosynthesis.	Fire extinguisher, preservative for fruits, making bread, to manufacture urea, carbonated water, nitrogenous fertilizers, dry ice in refrigerator
Calcium Carbide (CaC ₂)	Prepared by heating calcium oxide and coke.	Greyish black solid.	To manufacture graphite and hydrogen. To prepare acetylene gas for welding.
Carbon disulphide (CS ₂)	Directly prepared from Carbon and Sulphur	Colourless, inflammable, highly poisonous gas.	Solvent for sulphur. To manufacture rayon, fungicide, insecticide
Calcium Carbonate (CaCO ₃)	Prepared by passing Carbondioxide into the solution of slaked lime	Crystalline solid, insoluble in water.	Antacid
Sodium bicarbonate (NaHCO ₃)	Formed by treating sodium hidroxide with carbonic acid (H ₂ CO ₃)	White crystalline substance, sparingly soluble in water	Preparation of sodium carbonate, baking powder, antacid

of carbon is less, the number of carbon compounds alone is more than the number of compounds of all the elements taken together. Why is it that this property is seen in carbon and in no other elements? Because, carbon has the following unique features.

15.3.1 Catenation

Catenation is **binding of an element to itself or with other elements through covalent bonds** to form open chain or closed chain compounds. Carbon is the most common element which undergoes catenation and forms long chain compounds. Carbon atom links repeatedly to itself through covalent bond



to form linear chain, branched chain or ring structure.

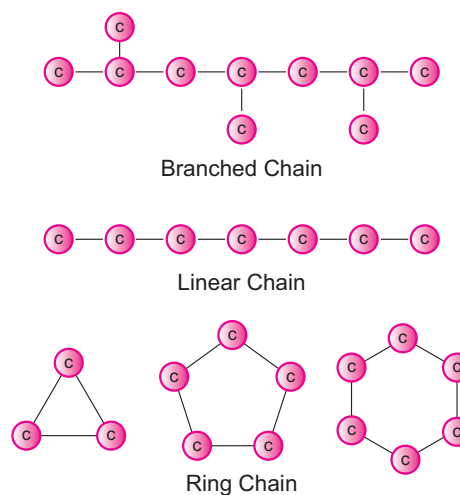


Figure 15.1 Catenation in carbon

This property of carbon itself is the reason for the presence of large number of organic carbon compounds. So organic chemistry essentially deals with catenated carbon compounds.

Activity 1

With the help of your teacher, try to classify the following as organic and inorganic compounds.

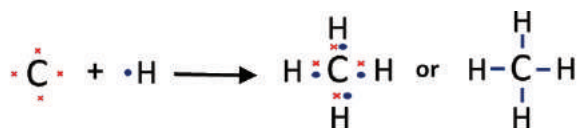
HCN, CO₂, Propane, PVC, CO, Kerosene, LPG, Coconut oil, Wood, Perfume, Alcohol, Na₂CO₃, CaCO₃, MgO, Cotton, Petrol.

For example, starch and cellulose contain chains of hundreds of carbon atoms. Even plastics we use in our daily life are macro molecules of catenated carbon compounds.

15.3.2 Tetravalency

Another versatile nature of carbon is its tetravalency. The shell electronic configuration of carbon is 2,4 (Atomic no: 6). It has four electrons in its outermost orbit. According to Octet Rule, carbon requires four electrons to attain nearest noble gas (Neon) electronic configuration. So carbon has the tendency to share its four electrons with other atoms to complete its octet. This is called its **tetravalency**. Thus, carbon can form four covalent bond with other elements.

For example, in methane, carbon atom shares its four valence electrons with four hydrogen atoms to form four covalent bonds and hence tetravalent.



15.3.3 Multiple Bonds

As seen above, the tetravalent carbon can form four covalent bonds. With this tetravalency, carbon is able to combine with other elements or with itself through **single bond, double bond and triple bond**. As we

know, the nature of bonding in a compound is the primary factor which determines the physical and chemical characteristics of a compound. So, the ability of carbon to form multiple bonds is the main reason for the existence of various classes of carbon compounds. Table 15.2 shows one of such classes of compounds called '**hydrocarbons**' and the type of bonding in them.

Table 15.2 Hydrocarbon

Type of bond	Example	Class of the compound
Single Bond	$\begin{array}{c} \text{H} \\ \\ \text{H}-\text{C}-\text{H} \\ \\ \text{H} \end{array}$ Methane	Alkane
Double Bond	$\begin{array}{c} \text{H} \quad \text{H} \\ \quad \\ \text{H}-\text{C}=\text{C}-\text{H} \end{array}$ Ethene	Alkene
Triple Bond	$\text{H}-\text{C}\equiv\text{C}-\text{H}$ Ethyne	Alkyne

When one or more hydrogen in hydrocarbons is replaced by other elements like O, N, S, halogens, etc., a variety of compounds having different functional groups are produced. You will study about them in your higher class.

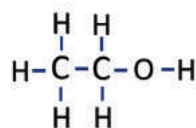
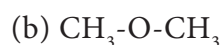
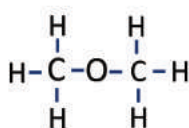
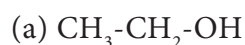
15.3.4 Isomerism

Isomerism is another special feature of carbon compounds especially found in catenated organic compounds. Let us consider the molecular formula of an organic compound C₂H₆O. Can you name the compound? You can't. Because the molecular formula of an organic compound represents only the number of different atoms present in that compound. It does not tell about the way in which the atoms are arranged and hence its structure. Without knowing the structure, we can't name it.

A given molecular formula may lead to more than one arrangement of atoms. Such compounds are having different physical

and chemical properties. This phenomenon in which the **same molecular formula may exhibit different structural arrangement** is called isomerism. Compounds that have the same molecular formula but different structural formula are called isomers (Greek, isos = equal, meros = parts).

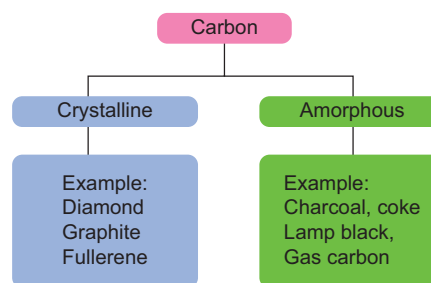
The given formula C_2H_6O is having two kinds of arrangement of atoms as shown below.



Both the compounds have same molecular formula but different kind of arrangements. In compound 'a', the oxygen atom is attached to a hydrogen and a carbon. It is an alcohol. Whereas in compound 'b', the oxygen atom is attached to two carbon atoms and it is an **ether**. These compounds have different physical and chemical properties. You will study about isomerism in detail in higher classes.

15.3.5 Allotropy

Allotropy is a property by which an element can exist in more than one form that are physically different and chemically similar. The different forms of that element are called its allotropes. The main reason for the existence of allotropes of an element is its method of formation or preparation. Carbon exists in different allotropic forms and based on their physical nature they are classified as below.



(a) Crystalline forms of Carbon

Diamond:

- ❖ In diamond, each carbon atom shares its four valence electrons with four other carbon atoms forming four covalent bonds.
- ❖ Here the atoms are arranged in repeated **tetrahedral** fashion which leads to a **three dimensional structure accounting** for its hardness and rigidity.

Graphite:

- ❖ In graphite, each carbon atom is bonded to three other carbon atoms through covalent bonds in the same plane.
- ❖ This arrangement forms hexagonal layers which are held together one over other by weak Vander Waals forces.
- ❖ Since the layers are held by weak forces, graphite is softer than diamond.

Fullerene:

- ❖ The third crystalline allotrope of carbon is fullerene. The best known fullerene is **Buckminster fullerene**, which consists of 60 carbon atoms joined together in a series of 5- and 6- membered to form spherical molecule resembling a soccer ball. So its formula is C_{60} .
- ❖ This allotrope was named as **Buckminster fullerene** after the American architect

Table 15.3 Difference between Diamond and Graphite

Diamond	Graphite
Each carbon has four covalent bonds.	Each carbon has three covalent bonds.
Hard, heavy and transparent.	Soft, slippery to touch and opaque.
It has tetrahedral units linked in three dimension.	It has planar layers of hexagon units.
It is a non-conductor of heat and electricity.	It is a conductor of heat and electricity.

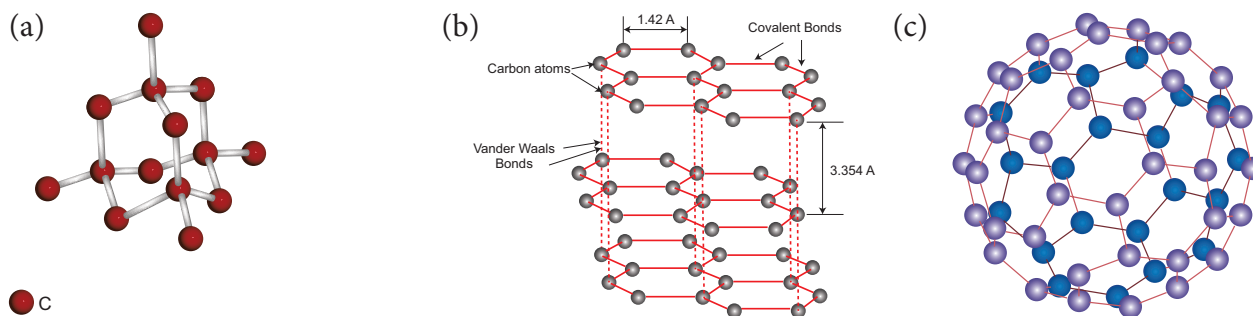


Figure 15.2 Crystalline forms of Carbon


Buckminster fuller. Because its structure reminded the framework of **dome shaped halls** designed by Fuller for large international exhibitions, it is called by the pet name **Bucky Ball**. A large family of fullerenes exists, starting at C_{20} and reaching up to C_{540} .

Activity 2

Take a football since it resembles to Buckminster fullerene. Count how many hexagonal and pentagonal panels are in it. Every corner is considered as one carbon. Compare your observation with fullerene and discuss with your friends.

More to Know

Graphene is most recently produced allotrope of carbon which consists of honeycomb shaped hexagonal ring repeatedly arranged in a plane. Graphene is the thinnest compound known to man at one atom thick. It is the lightest material known (with 1 square metre weighing around 0.77 milligrams) and the strongest compound discovered (100-300 times stronger than steel). It is a best conductor of heat at room temperature. Layers of graphene are stacked on top of each other to form graphite, with an inter planar spacing of 0.335 nanometres. The separate layers of graphene in graphite are held together by Vander Waals forces.



(b) Amorphous forms of carbon

In amorphous form of carbon, carbon atoms are arranged in random manner. These form of carbon are obtained when wood is heated in the absence of air. E.g., charcoal

15.4 Physical properties of Carbon and its compounds

- ❖ Carbon is a non-metal found in various allotropic forms from soft powder to hard solid.
- ❖ All the allotropic forms of carbon are solids whereas its compounds exist in solid, liquid and gaseous state.
- ❖ Amorphous forms of carbon and graphite are almost black in colour and opaque. Diamond is transparent and shiny.
- ❖ Its amorphous forms have low melting and boiling point compared to crystalline forms.
- ❖ Carbon is insoluble in water and other common solvents. But some of its compounds are soluble in water and other solvents. e.g., Ethanol, CO_2 are soluble in water.

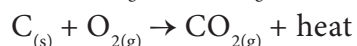
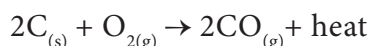
15.5 Chemical properties of Carbon and its compounds

Elemental carbon undergoes no reaction at room temperature and limited number of reactions at elevated temperatures. But its compounds undergo large number of reactions even at room temperature.



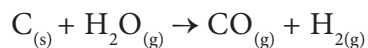
Oxidation – (Reaction with oxygen)

Carbon combines with oxygen to form its oxides like carbon monoxide (CO) and carbon dioxide (CO₂) with evolution of heat. Organic carbon compounds like hydrocarbon also undergo oxidation to form oxides and steam with evolution of heat and flame. This is otherwise called combustion.



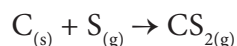
Reaction with steam

Carbon reacts with steam to form carbon monoxide and hydrogen. This mixture is called water gas.



Reaction with sulphur

With sulphur, carbon forms its disulphide at high temperature.



Reaction with metals

At elevated temperatures, carbon reacts with some metals like iron, tungsten, titanium, etc. to form their carbides.

Tungsten + Carbon → Tungsten carbide

15.6 Carbon compounds in everyday life

It is impossible to think of our daily life without carbon compounds. Over time, a large number of carbon compounds have been developed for the improvement of our lifestyle and comfort. They include carbon-based fuels, carbon nanomaterials, plastics, carbon filters, carbon steel, etc.

Even though carbon and its compounds are vital for modern life, some of its compounds like CO, cyanide and certain types of plastics are harmful to humans. In the following segment, let us discuss the role of plastics in our daily life and how we can become aware of the toxic chemicals that some plastics contain.

15.7 Plastics – Catenated long chain carbon compounds

Plastics are a major class of catenated organic carbon compounds. They are made from long chain organic compounds called ‘polymer resins’ with chemical additives that give them different properties. Different kinds of polymers are used to make different types of plastics. Plastics are everywhere. They are convenient, cheap and are used in our everyday life. Plastics have changed the way we live. They have helped improve health care, transport and food safety. Plastics have allowed many breakthroughs in technologies such as smartphones, computers and the internet. It is clear that plastic has given our society many benefits. But these benefits have come at a cost.

15.7.1 Drawbacks of plastics

- ❖ Plastics take a very long time to fully break down in nature.
- ❖ The microbes that break down plastic are too few in nature to deal with the quantity of plastics we produce.
- ❖ A lot of plastic does not get recycled and ends up polluting the environment.
- ❖ Some types of plastics contain harmful chemical additives that are not good for human health.
- ❖ Burning of plastics releases toxic gases that are harmful to our health and contribute to climate change.
- ❖ One-time use and throwaway plastics end up littering and polluting the environment.

In order to know which plastics are harmful, you will need to learn the secret ‘language’ of plastics (resin codes).

15.7.2 Identifying different types of plastics

(a) The resin codes

Look at the following pictures. One is a plastic sachet in which milk is distributed

to consumers and the other is a plastic food container. Observe the code shown on it (circled). Do you know what this code means? It is called a 'resin code'. The resin code represents the type of polymer used to make the plastic.



Figure 15.3 Plastic items used in daily life

(b) Need for resin codes

Plastics should be recycled or disposed of safely. Certain types of plastics should be avoided so that they do not end up polluting the environment or harming our health. Each plastic is composed of a different polymer or set of molecules. Different molecules do not mix when plastics are recycled, it is like trying to recycle paper and glass together. For this reason, they need to be separated. The resin codes of plastics were designed in 1988 and are a uniform way of classifying the different types of plastic which help recyclers in the sorting process.

(c) Find in the resin code on plastic items

The secret resin codes are shown as **three chasing arrows in a triangle**. There is a **number in the middle or letters under the triangle** (an acronym of that plastic type). This is usually difficult to find. It can be found on the label or bottom of a plastic item.

The resin codes are numbered from 1 to 7. Resin codes #1 to #6 each identify a certain type of plastic that is often used in products. Resin code #7 is a category which is used for every other plastic (since 1988) that does not fit into the categories #1 to #6. The resin codes look very similar to the recycling symbol, but this does not mean that all plastics with a code can be recycled.



Figure 15.4 Resin codes

(d) Where will the resin code be shown on plastic items?

Flip a plastic item to find the resin code on the bottom.



Sometimes the bottom of plastic item will only have an acronym or the full name of that plastic type.



If you do not find it on the bottom, search for the code on the label.



Some plastics do not have a code. The company did not follow the rules and you do not know if it is safe to use.



15.7.3 Harmful effects of plastics


Plastics in our everyday life can be harmful for two reasons. The first reason is that some types of plastic contain chemicals that are harmful to our health. The second reason is that a lot of plastics are designed to be used just for one time. This use and throwaway plastic causes pollution to our environment.

(a) Harmful plastics

There are three types of plastic that use toxic and harmful chemicals. These chemicals are added to plastics to give them certain qualities such as flexibility, strength, colour and fire or UV resistance. The three unsafe plastics are: PVC (resin code #3), PS (resin code #6 also commonly called Thermocol) and PC/ABS (resin code #7).

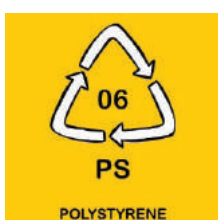
PVC – Polyvinyl Chloride plastics

- Heavy metals (cadmium & lead) are added to PVC.
- Phthalates (chemical additive) copy our hormones.
- Burning PVC releases dioxins (one of the most toxic chemicals known to humans).



PS – Polystyrene plastics

- Styrene is a building block of this plastic and may cause cancer.
- It takes very long time to break-down (100- 1 million years).
- Higher amounts of toxic styrene leak into our food and drinks when they are hot or oily.



PC – Polycarbonate plastics

- PC plastic contains Bisphenol A (BPA).
- BPA leaks out of PC products used for food and drinks.
- BPA increases or decreases certain hormones and changes the way our bodies work.

ABS – Acrylonitrile Butadiene Styrene

- Styrene causes problems for our eyes, skin, digestive system and lungs.
- Brominated Flame Retardants (BFRs) are often added.
- Studies show that toxic chemicals leak from this plastic.



(b) One-time use plastic

Use and throwaway plastics cause short and long-term environmental damage. Half of all the plastic made today is used for throwaway plastic items. These block drains and pollute water bodies. One-time use plastic causes health problems for humans, plants and animals. Some examples are plastic carry bags, cups, plates, straws, water pouches, cutlery and plastic sheets used for food wrapping.



Figure 15.5 One-time use plastic items

These items take a few seconds to be made in a factory. You will use them for a very short time. Once you throw them away, they can stay in our environment for over a 1,000 years causing plastic pollution for future generations. We need rules and laws to protect people and the environment from plastic pollution.

15.8 New rules to make Tamil Nadu plastic free

As we know, the Government of India is progressively taking various legal initiatives to stop plastic pollution by making some

provisions and amendments in the Environment (Protection) Act, 1988. With reference to this act, Government of Tamil Nadu has taken a step forward to ban the usage of some kind of plastic items (Environment and Forests Department, T.N. G.O. No: 84, dated 25/06/2018).

As per the government order cited above, the Tamil Nadu Government has banned the usage of one-time use and throwaway plastics from 1st January 2019. This excellent legislation is designed to protect Tamil Nadu from plastic pollution.

Rules which ban the production, storage, supply, transport, sale and distribution of one-time use plastics are extremely effective. They are successful because they target all sections of society—manufacturer, supplier, shopkeeper and customer. This progressive initiative taken by the State of Tamil Nadu leads by example for the rest of the nation.

You can find below some key aspects of the new rules along with science-based facts why these items have been banned in Tamil Nadu.

15.8.1 Banned items

Plastic carry bags

- Globally we use 2 million plastic bags each minute.
- 97% of plastic bags do not get recycled.
- Animals eat plastic bags by accident as they contain food. A cow was found with over 70 kilos of plastic in its stomach.

Plastic plates

- Dirty plastics (like a used plate) are difficult to recycle.
- Most of the one-time use plates are made from Polystyrene (resin code # 6) which is harmful to our health.
- Plates will be used for just 20 minutes but stay in the environment for over a 1,000 years.

Water pouches

- Water pouches are often littered, increasing plastic pollution.

- The blue print (ink) on the clear plastic pouch decreases the recycling value.
- Once a water pouch is used, it is difficult to recycle as it contains leftover water and gets covered in dirt.

Plastic straws

- Plastic straws are too light and small to be recycled.
- Straws are one of the top 10 items which are found in the plastic pollution in oceans.
- 90% of seabirds have ingested plastics such as straws.

Plastic sheets

- Plastic sheets used on top of plates get dirty and cannot be recycled.
- More chemicals leak from plastic into food when it is hot, spicy or oily.
- Animals such as cows, goats, and dogs eat plastic by accident because it smells like food.

15.9 Role of students in the prevention of plastic pollution

You play a very important role and have the power to minimise plastic pollution. Ask yourself, is this plastic safe or harmful plastic? If it is not a harmful plastic type, is it a one-time use plastic item? These questions and the science-based knowledge will help you to reduce unnecessary plastic pollution.

15.9.1 What can you do to prevent plastic pollution?

- As a student, you can share your scientific knowledge on plastics and their effects with your parents, relatives and friends to make them aware of plastic pollution.
- You can help by teaching them how to avoid harmful plastics by searching for the resin codes.
- You can educate them about the new rules and how important it is to stop one-time use plastics.

15.9.2 Practice in your daily life

- Do not litter the environment by throwing plastic items.
- Do not use Thermocol (resin code #6 PS) for your school projects.
- Do not use one-time use or throwaway plastics like plastics bags, tea cups, Thermocol plates and cups, and plastic straws.
- Do not burn plastics since they release toxic gases that are harmful to our health and contribute to climate change.
- Burning PVC plastic releases dioxins which are one of the most dangerous chemicals known to humans.
- Do not eat hot or spicy food items in plastic containers.
- Segregate your plastic waste and hand this over to the municipal authorities so that it can be recycled.
- Educate at least one person per day about how to identify the resin codes and avoid unsafe plastics (resin code #3 PVC, #6 PS and #7 ABS/PC).

Points to Remember

- ❖ Carbon is an inseparable chemical entity associated with living things.
- ❖ Carbon chemistry is also called as living chemistry.
- ❖ Carbon is found both in free state as well as combined state in nature.
- ❖ Friedrich Wohler is called Father of Modern Organic Chemistry.
- ❖ Carbon atom links repeatedly to itself through covalent bond to form linear chain, branched chain or ring structure.
- ❖ Charcoal, graphite and diamond are the allotropes of carbon.
- ❖ In diamond atoms are arranged in repeated tetrahedral fashion.
- ❖ All the allotropic forms of carbon are solids whereas its compounds exist in solid, liquid and gaseous state.
- ❖ The resin code represents the polymer used in making of plastics. The resin codes are numbered from 1 to 7.
- ❖ One-time use plastic causes health problems for humans, plants and animals.

A-Z GLOSSARY

Allotropes	Different forms of an element.
Allotropy	Property by which an element can exist in more than one form.
Catenation	Binding of an element to itself or with other elements through covalent bonds.
Harmful plastics	Plastic in which toxic and harmful chemicals are used.
Isomerism	Phenomenon in which same molecular formula may exhibit different structural arrangement.
Isomers	Compounds that have same molecular formula but different structural formula.
One-time use plastic	Use and throwaway plastics.
Organic carbon compounds	Compounds of carbon obtained from living organisms.
Plastics	Major class of catenated organic carbon compounds made from liquid polymers called 'resins' added with some additives.
Tetravalency	Tendency of carbon to share its four electrons with that of other atoms to complete its octet.



TEXTBOOK EXERCISES



I. Choose the correct answer.

- A phenomenon in which an element exists in different modification in same physical state is called
(a) isomerism (b) allotropy
(c) catenation (d) crystallinity
- Carbon forms large number of organic compounds due to
(a) Allotropy (b) Isomerism
(c) Tetravalency (d) Catenation
- Nandhini brings his lunch every day to school in a plastic container which has resin code number 5. The container is made of
(a) Polystyrene (b) PVC
(c) Polypropylene (d) LDPE
- Plastics made of Polycarbonate (PC) and Acrylonitrile Butadiene Styrene (ABS) are made of resin code _____
(a) 2 (b) 5 (c) 6 (d) 7
- Graphene is one atom thick layer of carbon obtained from
(a) diamond (b) fullerene
(c) graphite (d) gas carbon
- The legal measures to prevent plastic pollution come under the _____ Protection Act 1988.
(a) Forest (b) Wildlife
(c) Environment (d) Human rights

II. Fill in the blanks.

- _____ named carbon.
- Buckminster Fullerene contains _____ carbon atoms.
- Compounds with same molecular formula and different structural formula are known as _____.
- _____ is a suitable solvent for Sulphur.
- There are _____ plastic resin codes.

III. Match the following.

Alkyne	-	Bucky Ball
Andre Geim	-	Oxidation
C_{60}	-	Graphene
Thermocol	-	Triple bond
Combustion	-	Polystyrene

IV. Answer in briefly.

- Differentiate graphite and diamond
- Write all possible isomers of C_4H_{10} .
- Carbon forms only covalent compounds. Why?
- Define Allotropy.
- Why are one-time use and throwaway plastics harmful?

V. Answer in detail.

- What is catenation? How does carbon form catenated compounds?
- What are the chemical reactions of carbon?
- Name the three safer resin codes of plastics and describe their features.

VI. Higher Order Thinking Skills

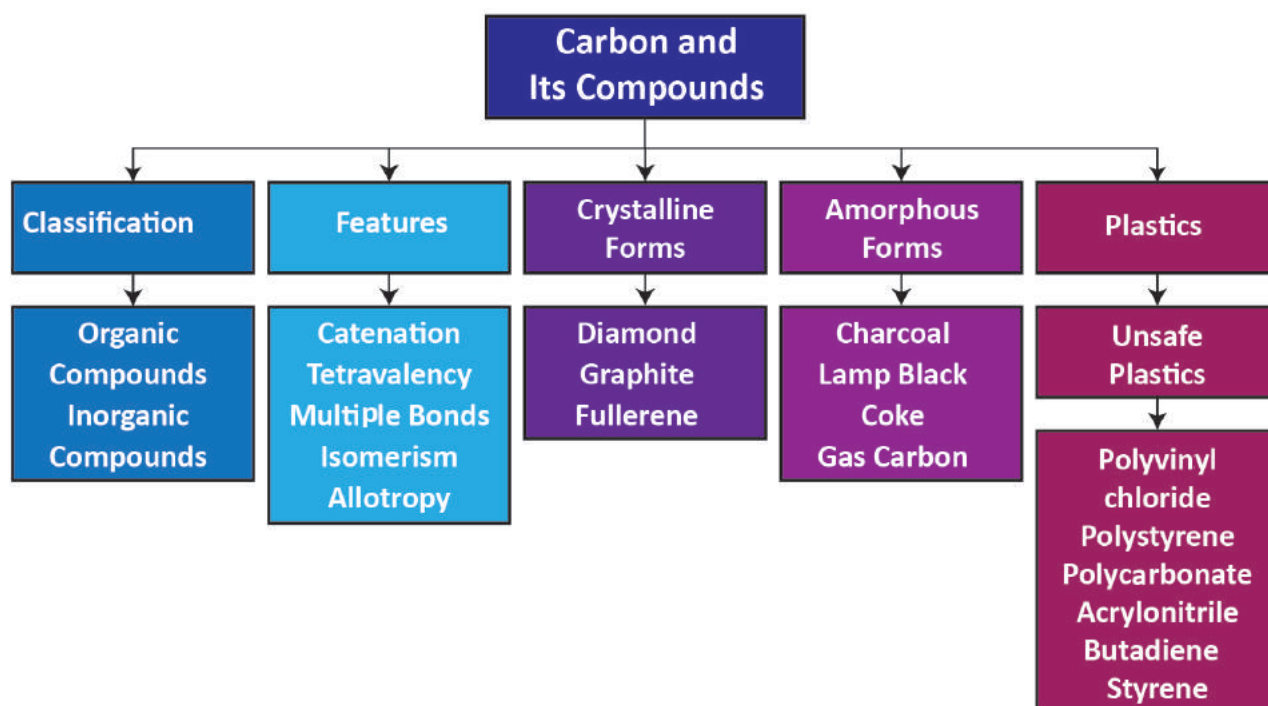
- Why do carbon exist mostly in combined state?
- When a carbon fuel burns in less aerated room, it is dangerous to stay there. Why?
- Explain how dioxins are formed? Which plastic type they are linked to and why they are harmful to humans?
- Yugaa wants to buy a plastic water bottle. She goes to the shop and sees four different kinds of plastic bottles with resin codes 1, 3, 5 and 7. Which one should she buy? Why?



REFERENCE BOOKS

- Modern Inorganic Chemistry by R.D Madan
- Fundamentals of Organic Chemistry by B.S.Bahl et.al
- Organic Chemistry by Paula Bruise, 6th Edition

Concept Map



ICT CORNER

Carbon

Steps

- Reach the given URL to download and install the “Avogadro” cross platform application in your computer.
- Open the Avogadro application and select carbon from “Element” tab and select the available bond type “Single” or “Double” or “Triple”.
- Place the mouse pointer on the black screen and click and drag the mouse to draw the carbon structure. Extend the bonding by dragging repeatedly. Build the structure of Ethane, Methane etc.
- Select “Auto Rotation” from the tools and rotate the molecular structure by dragging the mouse on the bond. To view various properties of the drawn bonding go to menu View -> Properties.

Avogadro

Scan the QR Code.



B567_9_SCI_EM_T3