

OUR TREE

READING IS FUN

Question 1:

Where does the little bird see the fruit?

Answer:

The little bird saw the fruit on the tree.

Question 2:

What does she do?

Answer:

She eats berries.

Question 3:

What happens when she eats the berry?

Answer:

When she eats the berry, a berry seed falls.

LET'S TALK

Question 1:

Where do birds live?

Answer:

Birds live in the nest.

Question 2:

Have you seen any birds near your house?

Answer:

Yes, I have seen birds near my house.

Question 3:

Do you know their names in English or in your own language?

Answer:

Yes, I know their names in English and in my own language.

LET'S SHARE

Question 1:

Circle the things you can find on a tree.



beehive



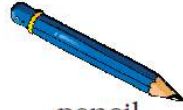
clothes



kite



crows



pencil



book



leaves



ant

Answer:



beehive



clothes



kite



crows



pencil



book



leaves




ant


LET'S DO

Question 1:

How does a seed grow? Look at the pictures below and number them in the correct order.



Answer:



LET'S THINK

Question 1:

Put a tick if it is true. Put a cross if it is not true.

	True	Not true
I like fruit.		
I like flowers.		
There is a tree near my house.		
The tree has flowers.		
The tree has fruit.		

Answer:

	True	Not true
I like fruit.	✓	
I like flowers.	✓	
There is a tree near my house.	✓	
The tree has flowers.		✗
The tree has fruit.	✓	

LET'S READ AND WRITE

Question 1:

w x y z

Handwriting practice lines for the question. Each line contains four dotted letters: w, x, y, and z, spaced out across the line.

Answer:

Handwriting practice lines for the answer. Each line contains four letters: w, x, y, and z. The first line has dotted letters, the second line has solid letters, and the third and fourth lines have solid letters.

