

NCERT Textbook Page No. – 162

How Many Hours?

All of us enjoy watching television (TV) or listening to the radio.



1. How much time do we spend in this?

Answer-

We spend about 1 hour every day on watching television.

2. Note the time you spend in front of a TV or radio every day. Do this for one week. The time spent in a week is _____ hours.

Answer-

The time spent on TV in a week is seven hours.

3. So in a month you spend about $30 \times \underline{\hspace{1cm}} = \underline{\hspace{1cm}}$ hours.

Answer-

So in a month you spend about
 $30 \times 1 = 30$ hours

4. Find out from your friends the time they spend in a week.

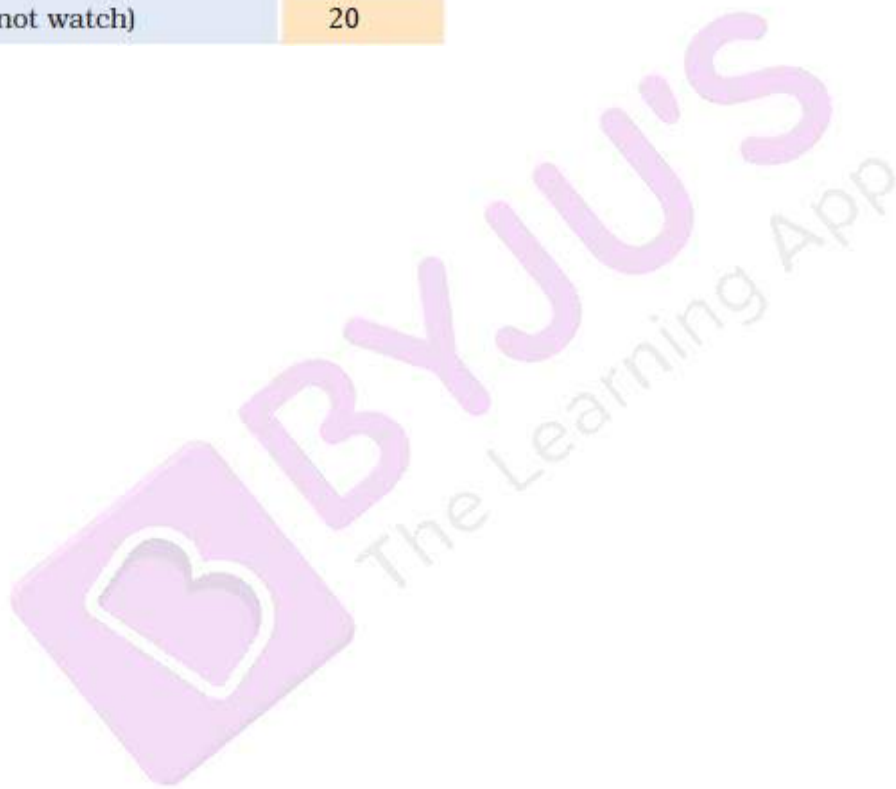
| How many hours they watch TV or listen to the radio (in a week) | Number of children |
|---|--------------------|
| More than 6 hours | |
| Six hours | |
| Five hours | |
| Four hours | |
| Three hours | |
| Two hours | |
| One hour | |
| Zero hour (do not watch) | |



Answer-

I found out from my friends about the time they spend in a week on watching television-

| <i>How many hours they watch TV or listen to the radio (in a week)</i> | <i>Number of children</i> |
|--|---------------------------|
| More than 6 hours | 30 |
| Six hours | 25 |
| Five hours | 25 |
| Four hours | 25 |
| Three hours | 20 |
| Two hours | 22 |
| One hour | 24 |
| Zero hour (do not watch) | 20 |



NCERT Textbook Page No. – 163

From your table

Watching TV/ listening to the radio ...

1. ____ children spend more than 6 hours in a week.

Answer-

30 children spend more than 6 hours in a week.

2. ____ children spend no time at all.

Answer-

20 children spend no time at all.

3. Most children spend ____ hours in a week.

Answer-

Most children spend 15 hours in a week.

4. ____ children spend more than 3 hours.

Answer-

105 children spend more than 3 hours.

Which Programme?

There are different types of programmes on TV or radio such as cartoons, news, sports, music, plays, serials. Juhi's father likes watching serials. Her mother likes sports. Juhi likes news programmes.

(1) Ask people in your family to name one programme they like and one programme they dislike. Make a table.

| Family member | Programme they like | Programme they dislike |
|---------------|---------------------|------------------------|
| Mother | | |
| Father | | |
| | | |
| | | |
| | | |
| | | |
| | | |

The kind of programme most family members like ____

The kind of programme most family members dislike ____

Answer-

My family members like and dislike these programmes.

| Family member | Programme they like | Programme they dislike |
|---------------|---------------------|------------------------|
| Mother | Serials | News |
| Father | News | Serials |
| Sister | Music | News |
| Brother | Sports | Serials |
| Grandmother | Serials | Sports |
| Grandfather | News | Serials |
| Me | Music | News |

The kind of programme most family members like is serials, news and music.

The kind of programme most family members dislike is serials and news.

NCERT Textbook Page No. – 164

2. Find out from 20 friends the programmes they like and dislike, and write in a table.

| Kind of programme | Number of children liking it | Number of children disliking it |
|-------------------|------------------------------|---------------------------------|
| News | | |
| Serials | | |
| Cartoons | | |
| Comedy shows | | |
| Sports | | |

Answer-

I found from 20 friends the programmes which they like and dislike.

| Kind of programme | Number of children liking it | Number of children disliking it |
|-------------------|------------------------------|---------------------------------|
| News | 5 | 10 |
| Serials | 1 | 19 |
| Cartoons | 20 | 0 |
| Comedy shows | 18 | 2 |
| Sports | 9 | 11 |

(a) Which kind of programme is liked by most children?

Answer-

Cartoons and Comedy shows are the programme which is liked by most children.

(b) Which kind of programme is disliked by the least number of children?

Answer-

Cartoons and Comedy shows are the programme which is disliked by the least number of children.

(c) How many children like sports programmes?

Answer-

9 children like sports programmes.

(d) Is there any kind of programme not liked by any one? Yes/ No. If yes, which one? ____.


Answer-

No. All the programmes are liked at least by one number of children.

NCERT Textbook Page No. – 164

Who is my friend?

I've a friend with me always,
In the nights and through the days.
When I run he runs with me,
Sometimes I lead, sometimes he.
When it's dark he can't be seen,
Do you know which friend I mean?



1. Read the poem carefully and answer these questions:

(a) Which word comes most often in the poem?

(b) Which letter has been used most?

(c) Which letter comes least?

Answer-

(a) The word 'I' comes most often in the poem.

(b) The letter 'E' has been used most in the poem.

(c) The letter 'B' and 'V' comes least in the poem.

NCERT Textbook Page No. – 165

2. Take a paragraph you like from your language textbook. Read carefully and find out:

- (a) Which word comes most often? ____
How many times? ____
(b) Which word comes least often? ____
(c) The letter used most often is ____
(d) The letter used least often is ____

Answer-

Consider this paragraph.


There are 4 houses on his land and in the middle there is a well. He wants to divide this land equally among his four children. Each should get one house and be able to use the well without entering the other's land.

- (a) The word 'land' comes most often.
This word repeats three times in the paragraph.
(b) The words 'are', 'on' etc. comes least often in the paragraph.
(c) The letter used most often is 'E' by 26 times.
(d) The letter used least often is 'F', 'Q', 'V' and 'Y' by one time.

NCERT Textbook Page No. – 165

Food We Eat

Children were talking about what things they eat in the morning --- made of rice, wheat, maize, barley, etc.



Find out from your classmates and fill the table:

| Main food | Number of persons |
|-----------|-------------------|
| Rice | |
| Wheat | |
| | |
| | |
| | |
| | |
| | |
| | |

Answer-

I discussed with my classmates and filled the following table:

| Matn food | Number of persons |
|-----------|-------------------|
| Rice | 50 |
| Wheat | 49 |
| Maize | 6 |
| Barley | 5 |
| Ragi | 4 |

NCERT Textbook Page No. – 166

Look at the table and tell:

(a) Most children eat food made from ____.

Answer-

Most children eat food made from rice.

(b) Compared to children who eat rice, those who eat wheat are more/ less/ equal.

Answer-

Compared to children who eat rice, those who eat wheat are less.

(c) Compared to those who eat wheat, children eating ragi are more/ less.

Answer-

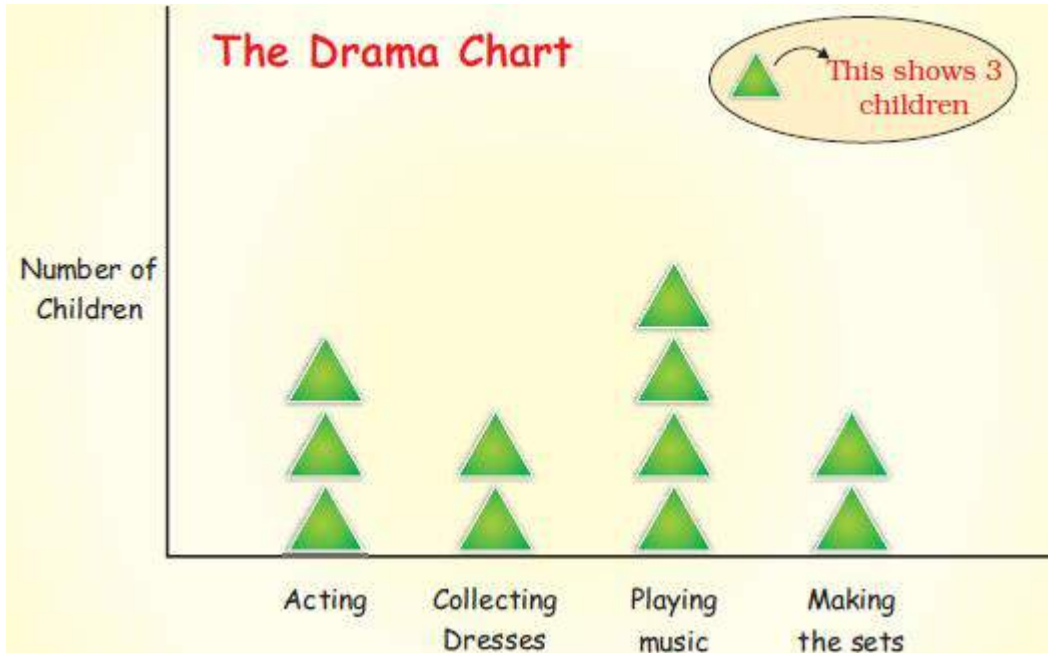
Compared to those who eat wheat, children eating ragi are less.

NCERT Textbook Page No. – 166

Preparing for the Class Drama

All children of a class are getting ready for a drama. Some children are acting. Some are busy collecting dresses. Some are bringing tables and chairs to make the sets.





(a) How many children are acting in the drama?

Answer-

9 children are acting in the drama.

(b) Which are more – children making the sets or those acting?

Answer-

9 children are doing acting and 6 children are making the sets.
Therefore, the number of children doing acting are more.

(c) What is being done by most of the children?

Answer-

Most of the children are playing music.

(d) How many children are collecting dresses?


Answer-

6 children are collecting dresses.


NCERT Textbook Page No. – 167

Whose Head is Bigger?

Cut long paper strips from waste paper. Give one strip to each of your friends. Now put the paper strip around your head and tear off the extra strip. On a big sheet, paste these paper strips along a line.



Some children had pasted their strips and made a chart like this.



Your chart should also look like this.

Use a scale and find out from your chart:

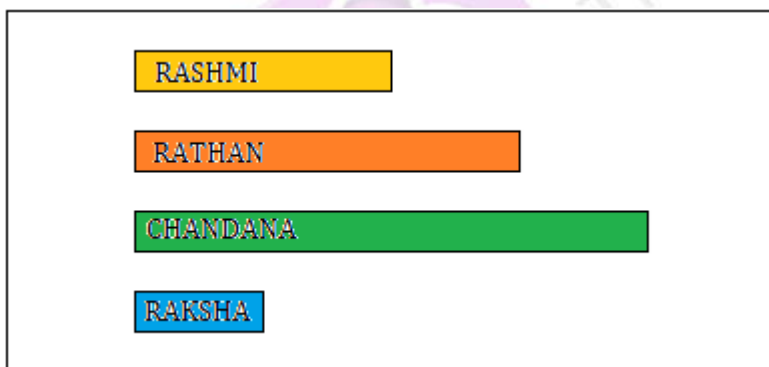
The length of the longest strip is ____ cm.

So ____ has the biggest head.

The smallest strip is ____ cm long. It belongs to ____.

Answer-

The strips of my friend's head are pasted in the following chart:



The length of the longest strip is 50 cm.

So Chandana has the biggest head.

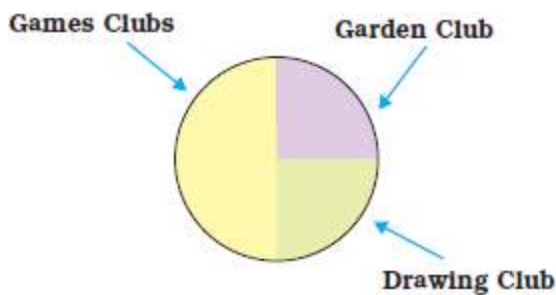
The smallest strip is 30 cm long. It belongs to Raksha.

NCERT Textbook Page No. – 168

All children of a school take part in different clubs:



The Chapati Chart shows the number of children in different clubs.



From the picture we can see that:

- (a) Half the children in the class take part in the Games Club.
- (b) One fourth of the children are members of the Garden Club.
- (c) The Drawing Club has one fourth of the children of the class.

If there are 200 students in the school, look at the above Chapati Chart and tell the number of members in each club:

1. The Games Club has ____ members.

Answer-

The Games Club has 100 members.

2. The Garden Club has ____ members.

Answer-

The Garden Club has 50 members.

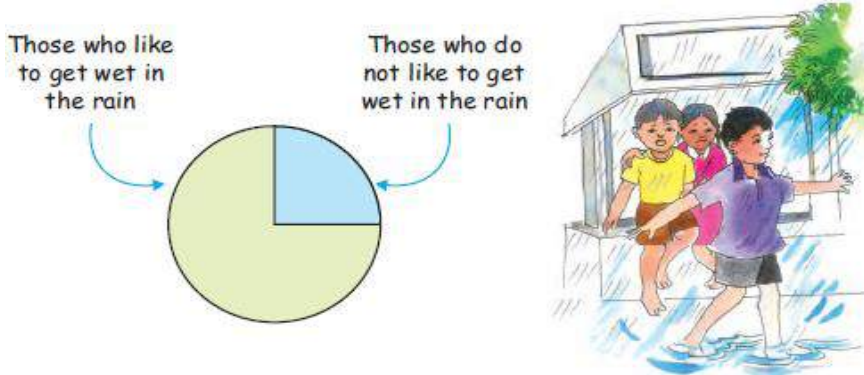
3. There are ____ members in the Drawing Club.

Answer-

There are 50 members in the Drawing Club.

NCERT Textbook Page No. – 169
Getting Wet in the Rain

Who likes to get wet in the rain? A child made this Chapati Chart after asking his friends.



See the Chapati Chart and tell:

(1) How many children like to get wet in the rain?

- (a) half (b) one-fourth (c) three-fourth

Answer-

Three-fourth of the children like to get wet in the rain.

(2) How many children do not like to get wet in the rain?

- (a) half (b) one-fourth (c) three-fourth

Answer-

One-fourth of the children do not like to get wet in the rain.

NCERT Textbook Page No. – 170

(3) If the number of children in the class is 28, then tell the number of children who like to get wet in the rain?

Answer-

21 children like to get wet in the rain.

Who do not like to get wet in the rain?

Answer-

7 children do not like to get wet in the rain.

NCERT Textbook Page No. – 170

Tea, Coffee or Milk

Some children were asked which of these they liked most – Tea, Coffee or Milk.

| The drink they like | Number of children |
|---------------------|--------------------|
| Milk | 20 |
| Coffee | 10 |
| Tea | 10 |

Total Number of children _____



Answer-

Total number of children is 40.

Find out from the table:

(1) Children who like milk are $\frac{1}{2}$ of the total children.

Answer-

Children who like milk are $\frac{1}{2}$ of the total children.

(2) Children who like coffee are $\frac{1}{4}$ of the total children.

Answer-

Children who like coffee are $\frac{1}{4}$ of the total children.

(3) Show the liking for Tea, Coffee or Milk in a Chapati Chart.

Answer-

The Chapati Chart of children liking Tea, Coffee or Milk are given below.

