

NCERT book Page No: 52



Question: 1

Can you think why Gappu could see the cheese on the jug but Chinky could not?

Answer: Gappu was seeing the things from the above, so he could easily see the cheese placed on the top of the jug. On the other hand Chinky was running on the floor, so she could not see the cheese.

Question: 2

When I ran around in my house, it looked so big! But from here it looks small. How is that?

Answer: The objects look smaller from a distance. So, Gappu was looking at the things from higher in the air. Hence, the objects looked smaller.

NCERT book Page No: 55

Question: 3

Look at these pictures and discuss why things look wide and big at this end but narrow and small at the other end.



Answer: We know the things look different from different distances. In the first picture, one end of the railway track is looking wide and big whereas the other end is looking

narrow. This is because both the tracks are being observed from different distances. In the second picture, we can able to see the rows of the candle wide from one end and narrow from the other end because of the same reason.

Question: 4

Match two views of the same pose

This is a top view of a girl in a yoga pose.



Only one of the photos below is the correct match of the same yoga pose. Mark it.



Answer: The girl is seen stretching her right arm in the yoga pose. So, the first photo matches with that yoga pose. Hence, the first photo is the correct match



NCERT book Page No: 56

Question: 5

These are two different views of the same bowls



In which photo are the bowls upside down?
Look at the side view in photo 3 to find the answer.




Answer: In the second photo, the bowls are upside down.

Question: 6

Draw lines to match the side view with the top view of

- A pipe
- A funnel



Answer:

A pipe




Side view



Top view

A funnel



Side view



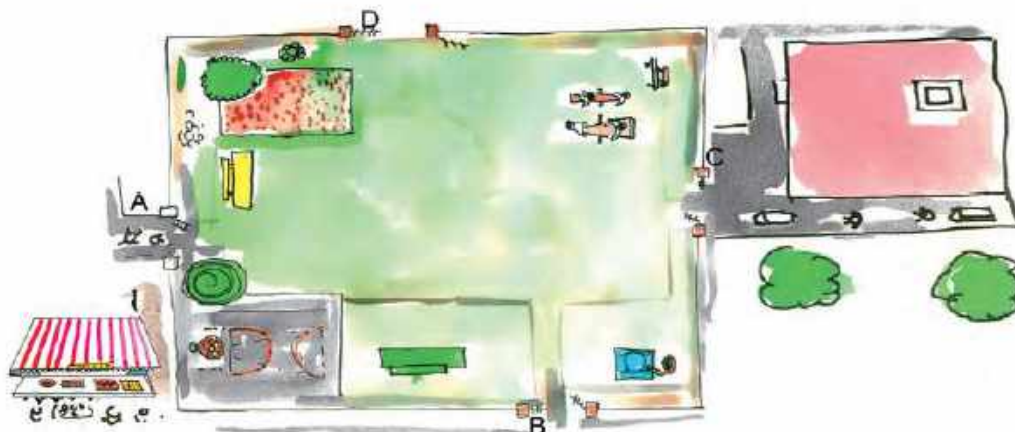
Top view

NCERT book Page No: 57

The Park behind Gappu's House

Do you remember the park behind Gappu's house?

Here is a bigger picture of that park. Look at it carefully and answer the questions.



Question: 7

- Mark the gate nearest to the sweet shop. A /B /C / D
- Which gate is nearest to Gappu's house?
- If you enter from gate B, the green bench will be to your –
Left / Right / Front
- When Suhasini entered the park, the flower bed was to her right. Which gate did she enter from?
- Which of these is nearest to you if you enter from gate C?
 - Basketball court
 - Flower bed
 - Green bench
 - See-saw

Answer:

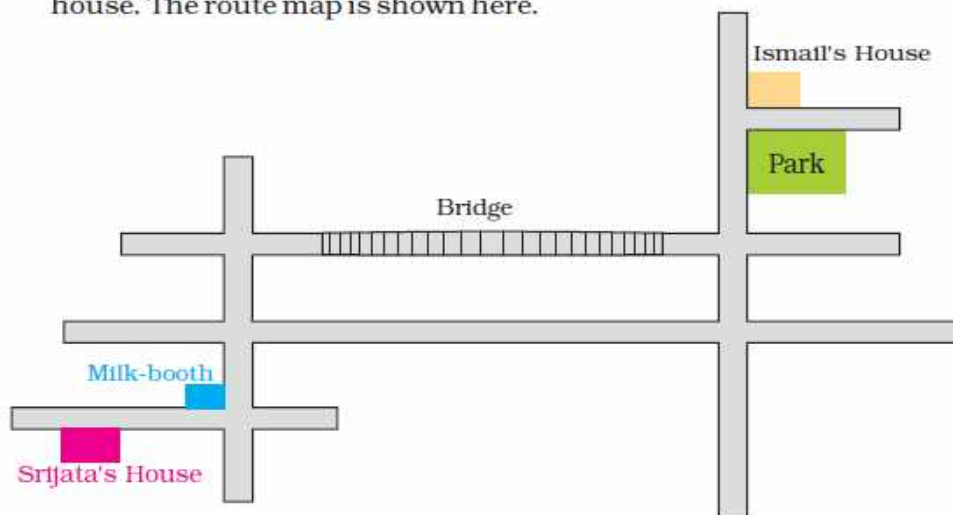
- Gate A is nearest to the sweet shop

- (b) Gate C is nearest to Gappu's house
- (c) The green bench will be to our left side from gate B.
- (d) If we enter the park from gate D, then the flower bed will be to the right side. So, Suhasini entered the park from gate D.
- (e) See-saw will be nearest to us from gate C. Hence, option 4 is the correct answer.

NCERT book Page No: 58

Ismail's Home

On the phone Ismail told Srijata the route to his house from her house. The route map is shown here.



This is what Ismail told Srijata:



"From your house, reach the milk-booth and then take a left turn. From the second crossing take a right turn and go over the bridge. Go straight and then take the first right turn. After about 100 metres you will see a big park.

When you cross the park you will come to a side lane. My house is the first house in that lane.

Question: 8

- (a) Did Ismail go wrong somewhere? Can you correct him?
- (b) Show where Srijata will reach if she takes the route he told her.
- (c) Write the directions for going from Ismail's house to Srijata's house.

Answer:

- (a) Yes Ismail went wrong when he told to take right turn to Srijata after crossing the bridge
- (b) Srijata would reach opposite to Ismail's house if she takes the route told by Ismail.
- (c) From Ismail's house take first right turn. Go straight. Take the first left turn after

crossing the bridge. Take the second right turn i.e., from milk booth. Go straight about 100 metre, you will find the red coloured house of Srijata.

NCERT book Page No: 59

Gibli and the Big Box

Do you remember Gibli the ant in the Math-Magic Book 3?

Well, one day Gibli saw a big box on her way. It looked like this.

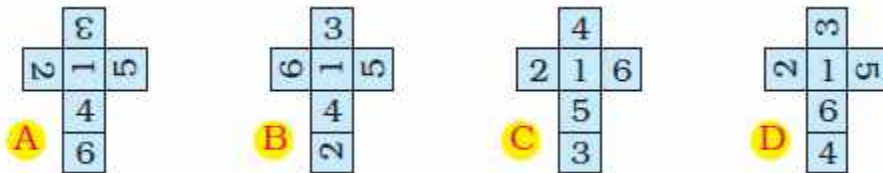
Gibli moved across and turned left. Now she could see the other face of the big box. Gibli was confused. What was this box? She climbed on a cup and tried to see from there. The box looked like this.



The numbers on the opposite faces of this box add up to 7

Question: 9

- Can you guess what that box-like thing was?
- Which number was on the opposite side of 5?
- In the picture, which number will be at the bottom?
- Which number will Gibli see if she again turns left from 5?
- What will this box look like if you opened it up? Mark the correct picture.



Answer:

- The box was a dice.
- Since the number on the opposite faces of this box add up to 7. So,
The number opposite of 5 = $7 - 2$
Therefore, the number opposite of 5 is 2
- We can see that the number on the top is 1.
So, the number on the bottom will be = $7 - 1 = 6$
- If Gibli turns left from 5, then she would see the number 1.
- If the box is opened, the box looks like the figure given in A.

Try it out

Question: 10

Can you use this box to play a game?

Answer: Yes, we can use this box to play a ludo

