

## UNIT 2

# Water



### Learning Objectives

The learners


- 💧 List out the various uses of water
- 💧 Conduct simple experiments with water
- 💧 Become aware of saving water



### Water in our Life

#### Let us Discuss

What are the different activities for which we use water?  
Observe the picture and talk about it.



We use water for many of our daily activities. We drink water to keep ourselves healthy. We use water to bathe, cook, wash clothes and grow plants. We cannot live without water.

**Vocabulary:** Bathe, Drink, Wash, Grow, Cook, Pour, Brush

## Preparation of lemon juice

Cut the lemon into two pieces. Squeeze the juice into a glass. Add sufficient sugar and a pinch of salt. Pour water and stir it well.



Match the activity with the object.

### Activity

### Object



### Note for the Teacher:

Prepare lemon juice in the classroom.





# Water, Water Everywhere

## Rhyme time



### Rain

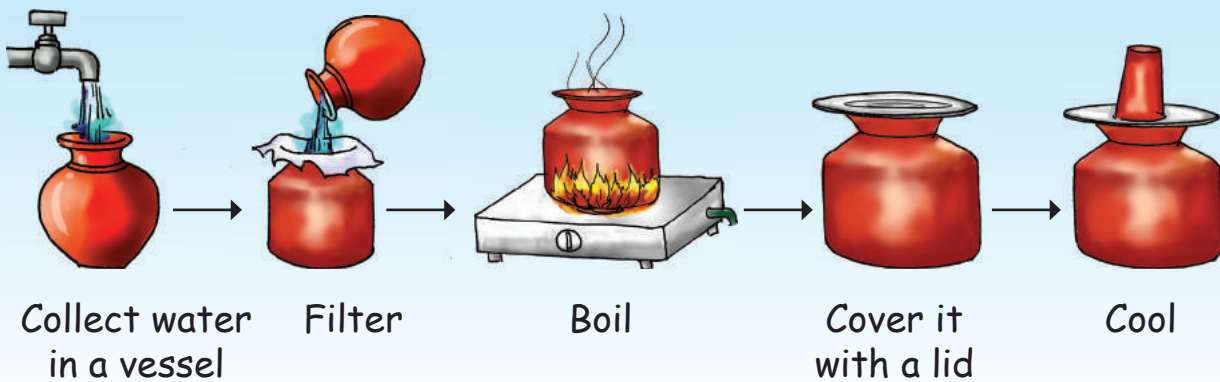


It's raining and raining  
Pouring everywhere  
I am singing and dancing  
Playing everywhere  
The trees are swaying  
The animals are enjoying  
Without rain  
There is no life anywhere

Rain is the main source of water for lakes, ponds, wells and rivers. All living beings need water to live. Fishes, frogs, ducks and many plants live in water.



### Steps to prepare clean and safe drinking water



Count and write.














## Fun with Water



Keep some pieces of ice in a bowl. Leave it for 10 minutes and observe what happens. Ice slowly melts into water. You can touch and feel it too.

Prepare water of different colours by using food colours.





Count the number of tumblers of water necessary to fill the given pot.

**Note for the Teacher:** Do all the "Fun with Water" activities in the classroom.



## Conservation of Water



**Close the tap (2)**

When you brush, brush, brush

**Use a bucket(2),**

When you bathe, bathe, bathe

**Repair the tap(2)**

When it leaks, leaks, leaks

**Save water save water**

Save, save , save



## Some More Good Habits to Conserve Water

**Turn off taps**  
while washing  
clothes.



Water the plants in  
the **morning**.





We need to use water sparingly. If we do not have enough water, our life becomes difficult.


Mark the places where water is wasted with a cross (X).





## Evaluation

Cross (x) the pictures in which water is being wasted.




## Self Evaluation

- ☐ I know the uses of water
- ☐ I am aware of using water carefully in my daily life
- ☐ I can do simple experiments with water



## UNIT 3

# Our Society



### Learning Objectives

#### The learners

- ❖ Identify and understand the importance of different festivals
- ❖ Appreciate the different roles of people in society



### Festivals

We celebrate many festivals. Some are celebrated to thank Nature and others are local celebrations. All festivals are occasions to express our unity.



### Traditional Festivals

**Pongal** - Do you know why we celebrate Pongal?

Pongal is a harvest festival. A good harvest brings happiness to all. During Pongal we thank Nature for giving us the food we eat.





We celebrate Pongal for four days. Each day has a unique feature.

### First Day - Bhogi

On this day people discard old things and clean their homes.



They also paint the walls with limestone (Sunnambu), making the houses bright and clean.

They draw beautiful kolams in front of the house.

They burn old and damaged items. Burning tyres and plastic items makes the air dirty. This should be avoided.

### Second Day - Thai Pongal

On this day, people prepare pongal in a new pot with newly harvested rice. They worship and thank the Sun.



### Third Day - Mattu Pongal

It is a celebration to thank cattle, which work hard for us. Cattle are decorated and worshipped on this day.




### Fourth Day-Kanum Pongal (Uzhavar Thirunal)

It is a day for thanking the farmers. People also visit relatives, friends, temples and scenic spots and have fun together.



Tick (✓) the ingredients used to make sweet pongal.





## Local Festivals



Vanmathi went to see the local village festival with her grandfather. Observe the picture and see what happens there.



Vanmathi rode on the Merry-go-round. (Rattinam)


She watched the Karagattam and Puliattam dances.



She bought colourful bangles, balloons and some toys.



Complete the patterns, decorate and colour the temple car.



### Festivals of Joy

Festivals like **Ramzan**, **Diwali** and **Christmas** are days of joy and sharing. On these days people wear new dresses and decorate their homes. They prepare special food items which they distribute to everyone.





## Special Food Items of Festivals

Diwali

Murukku



Athirasam



Ramzan

Biriyani



Sheer Khurma



Christmas

Cake



Rose Cookies



Tick (✓) the correct way of bursting crackers.


☐

☐

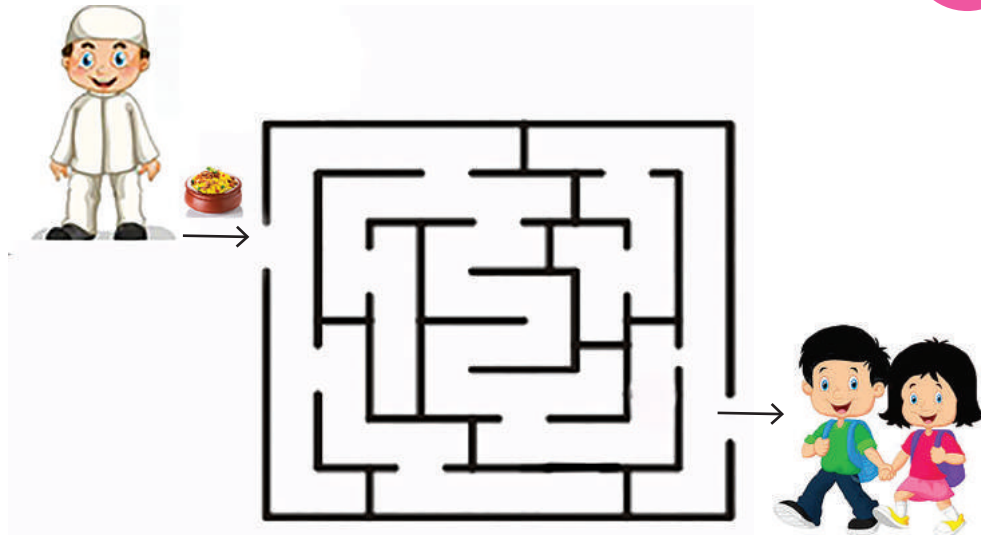
☐

☐

☐

☐

Abdhul wants to give biriyani to Vanmathi and David.  
Guide Abdhul to reach his friends.

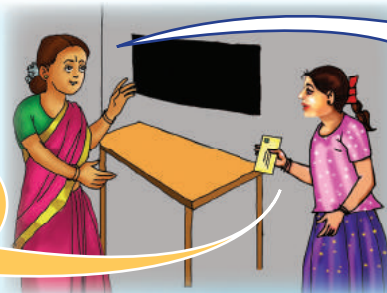


### Our Friends

Vanmathi wanted to send a letter to her friend.  
Let us see whom she met on the way.



Do you deliver letters?



**No, I am a teacher.**

I am fond of children.  
I like to teach lessons and good values.

Do you deliver letters?



**No, I am a policeman.**

I protect public places  
and keep people safe.





Do you deliver letters?



**No, I am a doctor.**

I help sick people get well.

Do you deliver letters?



**No, I am a nurse.**

I am kind and care for the needs of sick people. I tie bandages and give injections.

Do you deliver letters?



**No, I am a shopkeeper.**

I measure and count goods and sell them in my shop.

Do you deliver letters?



**No, I am a vegetable vendor.**

I get fresh vegetables and sell them in the streets using my cart.





Do you deliver letters?



**No, I am a milkman.**

I care for  
cows and buffaloes.  
I supply milk to people.

Do you deliver letters?



**Yes, I do. I am a postman.**

I collect letters from the  
postbox. I sort letters  
according to the address.  
I deliver the letters to the  
correct address.

**Connect our friends to their work place.**



**Doctor**



**Policeman**

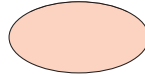
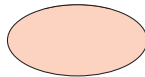
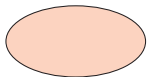
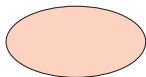


**Teacher**





Sequence the pictures by entering numbers from 1- 5.



### Evaluation

1. Tick (✓) the objects that Vanmathi sees at the village festival.



2. Circle the things used to decorate your home on Pongal.



3. Circle the things related to Ramzan.



4. Circle the things related to Christmas.



5. Sequence the days of the Pongal festival from 1 to 4.








6. Who treats patients?






7. If you want to buy a pencil, where should you go?

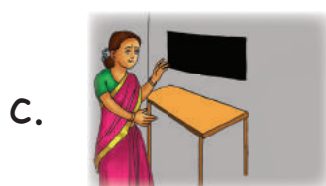




## 8. Match the pictures.



## 9. Connect the suitable helpers to the centre picture in each row.



## Self Evaluation

☞ I understand the importance of different festivals

☞ I know the different roles of people in society



## Environmental Science - Class - I (Term II)

### List of Authors, Domain Experts and Reviewer

#### Reviewer

**Dr. Sultan Ahmed Ismail,**  
Director,  
Ecoscience Research Foundation, Chennai.

#### Domain Experts

**Tmt. Vijayalakshmi Srivatsan,**  
Educational Consultant  
(Former Principal)  
P.S. Senior Sec. School, Mylapore, Chennai.

**Dr. Suchitra Ramkumar,**  
Director,  
Upasana Center for Learning and Well being,  
Adyar, Chennai.

#### Authors

**N. Valarmathi,**  
Senior Lecturer,  
DIET, Ranipet, Vellore.

**S. Arumbumozhi,**  
Lecturer,  
DIET, Ranipet, Vellore.

**X. Revington Babu,**  
BT Asst, GHS, Sendankadu,  
Pattukkottai, Thanjavur.

**A. Subashini,**  
BT Asst, PUMS, Nallaganakothapalli,  
Shoolagiri Union, Krishnagiri.

**R. Sathya Kalyani,**  
BT Asst, PUMS, Parali,  
Mohanur Union, Namakkal.

**S. Sakthivel Murugan,**  
BT Asst, PUMS, Sholingallur,  
St.Thomas Mount Block, Kancheepuram.

**C. Thangam,**  
BT Asst, PUMS, Kallarapatti,  
Alangayam Block, Vellore.

#### Academic Coordinators

**Dr. R. Anbalagan,**  
Deputy Director,  
SCERT, DPI Campus, College Road, Chennai-6.

**T. Ashok,**  
Assistant Professor,  
SCERT, DPI Campus, College Road, Chennai-6.

**S. Muthamizh Selvi,**  
PGT, GGHSS, Tiruttani, Tiruvallur.

#### Content Readers

**Dr. T.S. Subha,**  
Associate Professor & Head Dept of Rotary  
Bharathi Women's college, Chennai.

**Dr. S. Ravikasi Venkataraman,**  
PGT, GHSS, Semmancherry, Kanchipuram.

#### QR Code Team

**R. Jaganathan,**  
S.G.T.,  
PUMS, Ganesapuram- Polur, Thiruvannamalai.

**N. Jagan,**  
B.T. Asst.,  
GBHSS, Uthiramerur, Kancheepuram.

**J.F. Paul Edwin Roy,**  
B.T. Asst.,  
PUMS, Rakkipatti, Salem.

This book has been printed on 80 G.S.M.  
Elegant Maplitho paper.

Printed by offset at:

### Art and Design Team

#### Illustrators

**N. Gopalakrishnan,**  
Kumara Rajah Muthiah HSS,  
Gandhi Nagar, Adyar, Chennai.

**D. Durai,**  
Bishop Heber HSS, Theppakulam, Trichy.

**D.T.M. Prabu Raj,**  
GHS, Manimangalam, Kancheepuram.

**S. Manoharan,**  
GHSS, Silamalai, Theni.

**N. Venkatesan,**  
MSP Solai Nadar Memorial HSS, Dindugul.

**M. Manimaran,**  
MSP Solai Nadar Memorial HSS, Dindugul.

**S. Ramakrishnan,**  
GHSS, Keeripatti, Athur, Salem.

**N. Madaiyyan,**  
GHSS Naripalli, Arur, Dharmapuri.

**N. Nagasundaram,**  
GBHSS, Melur, Madurai.

#### Layout

V2 Innovations,  
Gopalapuram, Chennai-86.

#### QC

S. Gopu  
M. Karan  
Manohar Radhakrishnan

#### Wrapper Design

**Kathir Arumugam**

#### Coordination

**Ramesh Munisamy**