

SOCIAL SCIENCE

STANDARD THREE

TERM I

MATHEMATICS

(1-78)

Unit	Topic	Page No.
1.	SHAPES AND FIGURES - I	1
2.	SHAPES AND FIGURES - II	13
3.	NUMBERS	17
4.	ADDITION	43
5.	SUBTRACTION	58

SCIENCE

(79-133)

Unit	Topic	Page No.
1.	OUR COLOURFULL GARDEN	81
2.	ANIMALS AROUND US	94
3.	SMALL CREATURES IN THE GARDEN	105
4.	JUNGLE SAFARI	113
5.	WITHIN US	124

SOCIAL SCIENCE

(134-180)

Unit	Topic	Page No.
1.	THE WORLD I LIKE	135
2.	MY NEIGHBOURHOOD	142
3.	ON MY WAY TO SCHOOL	148
4.	KNOW YOUR DIRECTIONS	159
5.	ARE YOU SAFE ON THE ROAD?	168



I am Meena.

In my Home...

I like to...


sing songs.

eat tasty food.

hear stories from my grandmother.

go out with my parents.

play with my brother.



In my neighbourhood...

I like to...

play with my friends.

go to the market with my mother.

play on the swing in the park.

ride a bicycle in the playground.



At school.....

I like to...
grow plants.
dance, sing, draw and make things.
learn along with my friends .
be appreciated by my teacher for good work.
play in the evening with my friends.
Like Meena,

At my.....



Home

I like to...

Neighbourhood

I like to...

School

I like to...



Latha, Jamal, John and Mary study in class III.
They come from different neighbourhoods.
Let us listen to what they are going to say:



I am Latha.
I live with my parents in Kilappakkam
village. We have a cow in our house.




My name is Jamal.
I live in Nagore with my
grandparents, parents,
aunt, uncle,
brother and
two cousins.



I am John.
I live in an
apartment in Annanagar
with my aunt,
uncle and sister Mary.

Where and with whom do
you live? Draw and write.





As you see, families are of different kinds. There are big families, small families and joint families.

Do you live in a small family or a big family? _____



Meena said.....

I love my family. My mother hugs me when I return home from school. She listens to me patiently when I tell her all about my day. I get angry when my brother argues with me. At such times, my grandfather consoles me. My family takes care of me in so many ways.

'I can share my thoughts with my family. When I am happy or sad or angry, I can talk to someone at home,' said Jamal.

Can you share about yourself? Here are some questions for you.

Do you have a pet name at home? What is it? _____

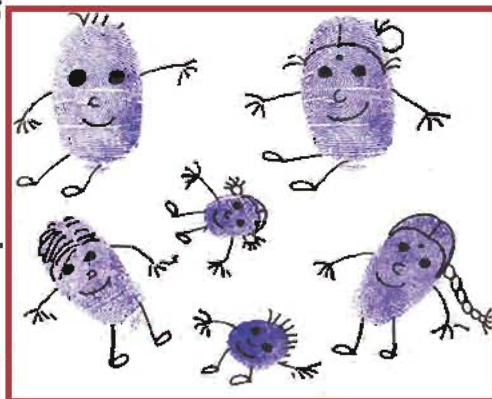
What language[s] do you speak at home? _____

Whom do you speak to, when you are sad? _____

Whom do you speak to, when you are scared? _____

Whom do you go to, when you have doubts in your lesson? _____

Whom do you go to, when you think that you have made a mistake? _____



Meena made thumb impressions and turned them into pictures of her family. You can also do this!

Collect information from your home.

Your grandfather's native place...

Your grandmother's native place...

The names of their childhood friends...

The games they played during their childhood...

Which of those games do you play even now? If no, why don't you learn some of them?



Among those games which game do you like the most? Why?

Do you like to play alone or with your friends?

With whom do you play?

At School

At Home





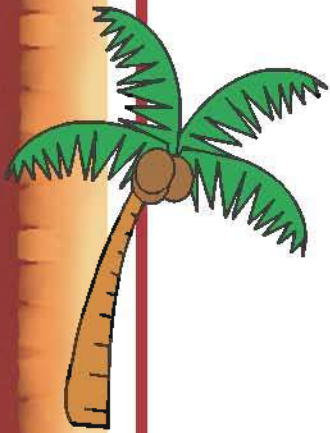
This is the home of Sumathi and Saran. They say,
 "In our home we have the freedom to speak about what we think,
 and we always share our work at home... there is a lot of love."
 Look at these pictures - they show you how Sumathi and Saran
 help at home...



Do you help at home? How?

How do you spend your holidays with your family?

Draw a picture of your home.
Sketch it with trees and flowering plants that you like.






2. MY NEIGHBOURHOOD

A **neighbourhood** is a place where people live, work and play. There are different types of neighbourhoods. In a neighbourhood we find shops, markets, places of worship, offices, hospitals, parks, schools and other facilities like a bus stop or a post office. People, trees, plants, birds and animals inhabit a neighbourhood.

Let us meet Latha, Jamal, John and Mary. Here, they tell you about their neighbourhood.

Latha





I live in a separate house in a village called Kilapakkam. There are around 500 houses in my village. There are many streets connecting the houses and I live in Anna Street. There are 25 houses in my street. We have to collect water from the common tap on the street. We buy our provisions from the ration shop nearby. There are other small shops too where we can buy sweets or vegetables. There is a bus stop on the main road from where we can catch a bus to other towns and cities. My father, Nallathambi, works in a hotel in Chennai and comes home during week ends. I play 'paandi' with my friends Kala and Vanathi in the evenings. Their parents are farmers. We celebrate different festivals and share sweets. We go to school together.

How do the people in the neighbourhood go to other towns and cities?

From where does Latha's family buy provisions?

How does Latha go to school?





I live with my grandparents, parents, brother, aunt, uncle and two cousins in Nagore. My house is near the seashore. My grandfather is a fisherman. There are many houses next to ours, may be 30 houses in the same row. Most of the men here are fishermen. My father and my uncle also go to fish in the sea. I have lots of fun in the evenings, playing with my brother and cousins.

Jamal



Where is Jamal's house?
With whom does Jamal live?
Draw Jamal's neighbourhood.

We live with our aunt and uncle in Annanagar, Which is a part of Chennai. We live in a flat. There are forty families living in our apartment complex. Our parents are working for a Non-Governmental Organization [NGO] near Tirunelveli and they visit us often. All the children in the flats play together in the evenings. But we all go to different schools. Mary loves to visit Vandalur Zoo, because there are lush green plants and animals.

Mary



Where do John and Mary live?
Why do they live with their aunt and uncle?
Why does Mary like to visit Vandalur Zoo?

Write about your neighbourhood with the help of your teacher.

John



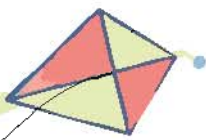
Meena and her neighbourhood

Look at this picture and write down what Meena shares with her neighbours.





Whom do you like the most in your neighbourhood? Why?



Me, My Neighbourhood

Some of us have lived in one place all our lives.
Some others have moved to other places.
What about you?



Find out from the elders at home and from your neighbour and fill in.

Questions	At home	From your neighbour
For how many years has your family been staying here?		
Where did your family live before coming here?		
Two places which you like the most near your house.		




My school.....

School is like a very big family, because it teaches you about life. It is a place where you spend a lot of time, building relationships with your classmates and teachers and learning many things.






Colour the picture that describes the neighbourhood you live in.



Make sentences with the help of your teacher from the given substitution table.

<p>There is a</p> <p>There is no</p>	<p>Zoo</p> <p>Supermarket</p> <p>School</p> <p>Police station</p> <p>Park</p> <p>Medical shop</p> <p>Hospital</p> <p>Church</p> <p>Mosque</p> <p>Temple</p>	<p>in my neighbourhood</p>
--------------------------------------	---	----------------------------



Keep your surroundings clean and tidy

Read the instructions on the boards at the Zoological Park.
Why are they kept there? How are they helpful?

What will happen if you do not follow these instructions? Complete:

If we spit on the road, we spread disease.

If we waste water, _____

If we don't stand in a queue, _____

If we tease animals, _____

If we don't use the dust bin, _____

If we don't keep our surroundings clean and tidy, _____









3.ON MY WAY TO SCHOOL...



Every day on our way to school we experience different sights and sounds and learn many things. We see different kinds of trees, many types of vehicles, shops and lots of people some known and some unknown. We hear the chirping of birds, barking of dogs, honking of vehicles and variety of other sounds. Every day, we learn many new things on our way to school.



In the following pictures are the things that Meena usually observes on her way to school. Circle what you see on **your** way to school.



In the space given, draw an interesting scene that **you** have observed on your way to school.

Routes we travel by....

We choose a definite direction to reach a place.

This is how other creatures too do!



Here is a bird.

How does it find its way to its nest?

Are there any landmarks that help it

find its way?




Here are two monkeys.

How do they move in the forest

in search of food?

Do the trees in the forest

look like pathways for the monkeys?



Fish move in groups - in the seas, rivers, lakes and ponds.

Are there paths in the water that they see and swim through?

It is amazing how birds and animals move from one place to another.

Discuss with your teacher to know about their movements.

How can **you** find the way from your home to school ?

You can recall the route you have to take by remembering the places like shops, petrol bunk, buildings, parks, temple etc that you pass on your way to school.

you can also remember the routes by learning the name of the roads that you take.

Can you name a few places that you cross on your way to school?

For instance, you might say, 'I live near a level-crossing'. Is there a bakery or a park next to your house? Is there a place of worship?

On my way to school, I cross_____

Every house or a building in a village, town or city has an address, or a way by which they tell everyone exactly where they live. This address is also called a postal address by which each house or a building can be exactly located. The postal address helps the postman to deliver the letters to the correct person. It is important to remember your postal address because it helps you find your way back if you are lost.

Do you know your postal address?

Name : _____
Door Number : _____
and Street or Road : _____
Area : _____
Town / City : _____
State : _____
Pincode : _____



A Warning

It is important that we stay safe at all times. On your way to school, do not speak to strangers or take gifts, sweets or chocolates from them. Walk on the foot path and follow the rules of the road.




It is fun to think in what other ways we can write our address. You could say, for instance, that you live in a green coloured house close to a huge neem tree. Or you might say that your neighbour's balcony has many fragrant rose plants or a bird's nest. Remember, your home is a place that you can touch, hear, see, and smell!



Do you think this is a good way to write your address ? Discuss in class.

There is another way of giving directions to your friend to reach your home - by using your hands.



If you turn towards your right hand side, then you say, 'I am turning to my **right**.'



If you turn towards your left hand side, then you say, 'I am turning to my **left**.'

To make sure that you are giving the right directions to your home, here is an interesting game that you can play with your friend. It is called a Mirror Game. **Stand facing each other**. If you are A, then your friend is B. Imagine that your friend is a mirror image. Lift your right hand up. Which hand will your friend lift up? _____. Touch your left ear.



Which ear will your friend touch? _____. You can now direct your friend by saying, "Turn to your **right**, then turn **left** after the level crossing, and walk straight-my flat is in the third building on the **right**".



Do you know your school address?

Name of the School :

Door Number :

Street or Road :

Area :

Town/City: State : Pincode :

Like you, Kalai also studies in Class III and she walks to school everyday with her friends, Mekala and Ayesha. Today it



is raining. Kalai is carrying an umbrella.




As she and

her friends walk along the



pond, they hear the frogs

croaking-



k..r...r..k k..r...r..k.



They see an



egret. Kalai jumps like a frog. Mekala tries to fly like an egret.

"I have seen this bird sitting on the cow's back", says Kalai.

"Now it is not raining", says Ayesha. As



the sun comes

out, they see their shadows in front of them. They all run. As


they run, they try to step on their shadows. But they cannot!

Ayesha says, "I can step on your shadow, but I can't step on

mine!" Can you say why? As I move, my shadow moves along with me.

On your way to school have you seen your shadow?
Was it behind you or in front of you?





After crossing the pond, there is a beautiful field and an Ayyanar statue on the way to school.

They now pass by an orchard. It is full of mango trees. 'I like to eat mangoes,' says Kalai. A small dog joins them for a while. They now come on to the tar road. They see a bus. Sameer is in it. Along the road, they see a



small shop. Near the shop,




there is a zebra crossing. They

carefully wait till the road is clear and then cross the road. After that, they turn right into a small lane and they are in front of their school gate. As they enter, they hear their school bell ring.







See and answer:



List what Kalai, Mekala and Ayesha saw on their way to school.



See Kani's map and answer using different colour pencils.

-  Sketch the path that Kani takes to school.
-  Sketch two different routes that Ravi can take to go to school.
-  Tick the things that Kalai sees on her way to school.
-  Circle the shops that are in the map.
-  What do you find on the way to school from Kabir's house?
-  How many turnings does Kani have to take on her way to school?
Count and write. _____

Children may form groups and play a memory game with what they saw on their way to school.


Is your best friend's house far away or nearer to your house?

FAR ☐ NEAR ☐



What do you see on your way to school?

On the right side, I see _____

 On the left side, I see _____

Who comes with you to school every day?



- ◆ _____
- ◆ _____
- ◆ _____

Are there schoolmates who live close to you? Write their names.







Tick ✓ the water bodies you have seen in your area.

River	<input type="checkbox"/>	Tank	<input type="checkbox"/>	Sea	<input type="checkbox"/>
Lake	<input type="checkbox"/>	Stream	<input type="checkbox"/>	Puddle	<input type="checkbox"/>
Pond	<input type="checkbox"/>	Well	<input type="checkbox"/>	None	<input type="checkbox"/>

KEEP A WEATHER CHART

Do you notice the weather, when you go out of your home?

Note the dates/time when it is

Date	hot 	mildly warm 	cool breeze 	cloudy 	rainy 	Cold 
Yesterday						
Today						

On your way to school, you would have seen different people doing different jobs. List them.

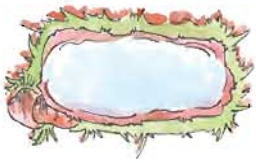


To sum up...

List what you have observed on your way to school in the table given below - an example has been given to help you.

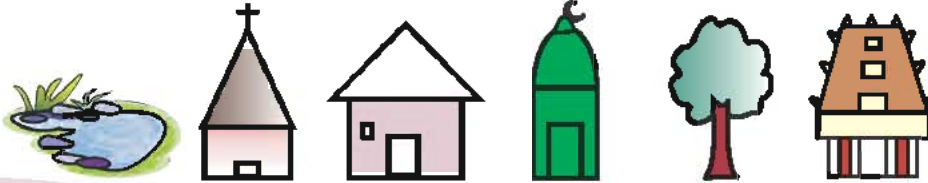


BUILDINGS	TREES	THINGS	ANIMALS
Post Office	Neem	Waste Bin	Dog



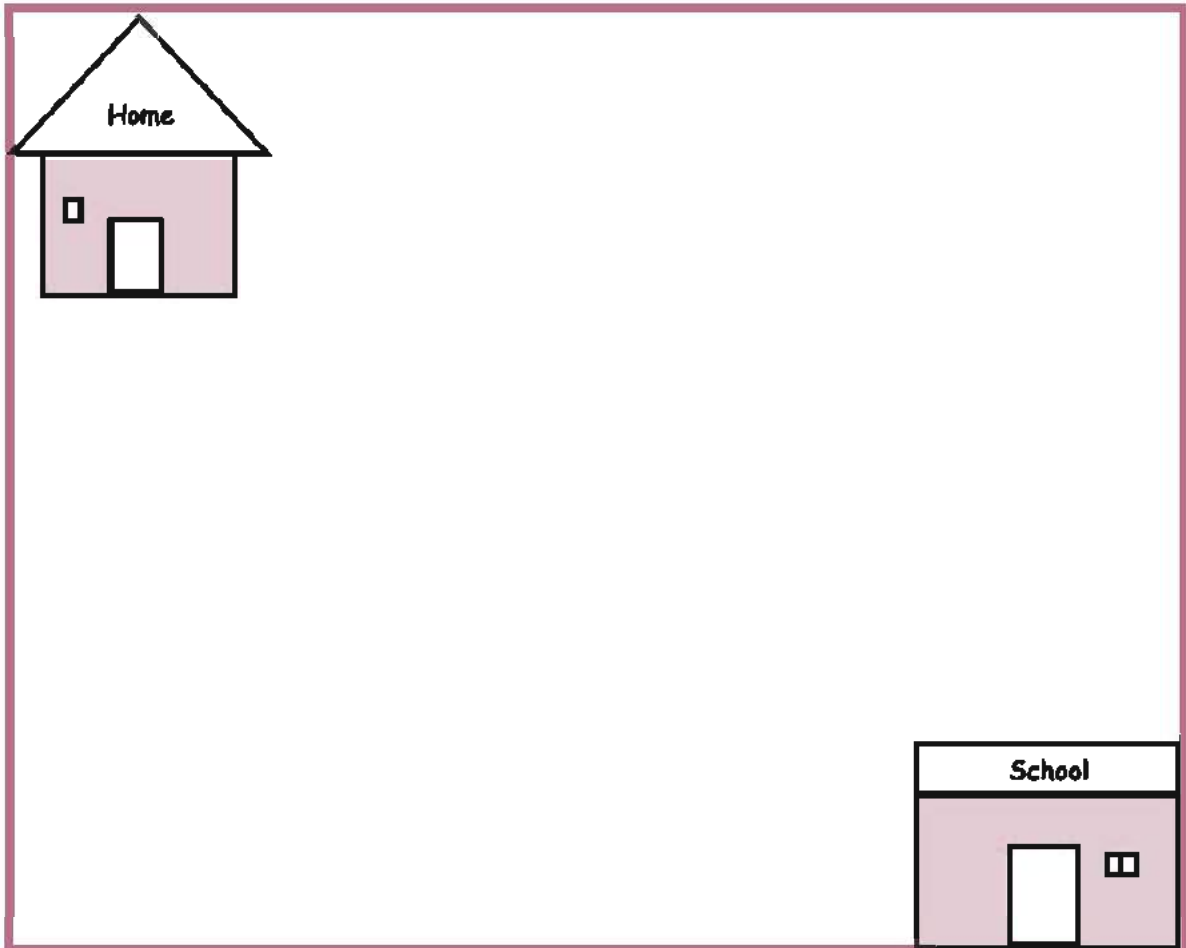
Let us have fun!

Observe your way to school closely for two days.
Here are symbols for places or buildings you may see.
Create your own symbols for other places you see.



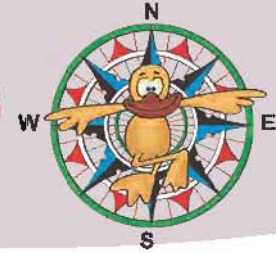
You can draw your symbols here.

Draw the path you take from home to school.





4. KNOW YOUR DIRECTIONS



Kavita and her friend Malar live in opposite houses on the same road. They are studying in the same school in Class III. Both of them walk to school together every day and are good friends. They are learning about directions in their Social Science class. On the way to school that day, Kavitha and Malar had a heated argument about whether they had to turn to the left or right to go to their school. "We have to turn left. I know it", said Kavita. "No", said Malar. "We have to turn right".



They kept arguing all the way to school. In school, they waited eagerly for their teacher. The moment she entered the class, they ran to her and told her of their confusion. "You both are correct", said the teacher, smiling. Can you guess why?

Can you locate which is Kavita's house and which is Malar's house?





In class, the teacher said,
"Let us play a small game".
You play it, too!



The teacher asked the children
to stand up. She asked, "What do you see in front of
you?" I see _____.

"Now, turn to your left.

What do you see?" I see _____.



"Turn to your left. What do you see?"

I see _____.


"Turn to your left again.

Now, what do you see?"

I see _____

"Turn to your left again".

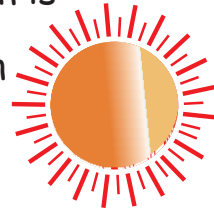
"You have made a full
circle around yourself".



"Now let us play the same game by
turning to the right", said the teacher.



When you get up in the morning, see from which direction you are getting the sunlight ? That direction is the East. In the evening, look at where the sunlight comes from. That direction is the West. This helps us to find out in which direction we are moving.



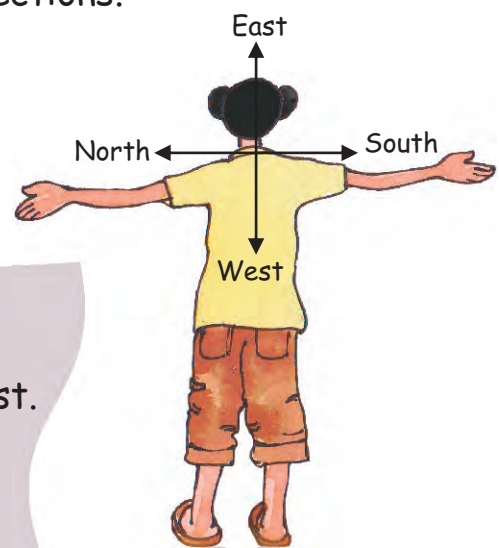
There are four main directions. They are North, East, West, and South. The sun helps us to find the directions.

Do this Exercise:
Learn the Cardinal Directions

Stand facing the sun in the morning.

We face the East and behind us is the West.

Our right hand points towards the South and our left hand, towards the North.



"These directions do not change wherever we are on the earth.

Remember this and you will never be lost," said the teacher smiling.

"Always check the time of day to be correct while telling the direction."

The teacher then showed them two pictures.

"The first picture shows Appu standing in front of his school at 8.30 in the morning.

The second picture shows Appu facing his home at 4.30 in the evening. Can you teach him the cardinal directions?" asked the teacher.

Show the Cardinal directions to Appu.



Morning





East








West



Evening

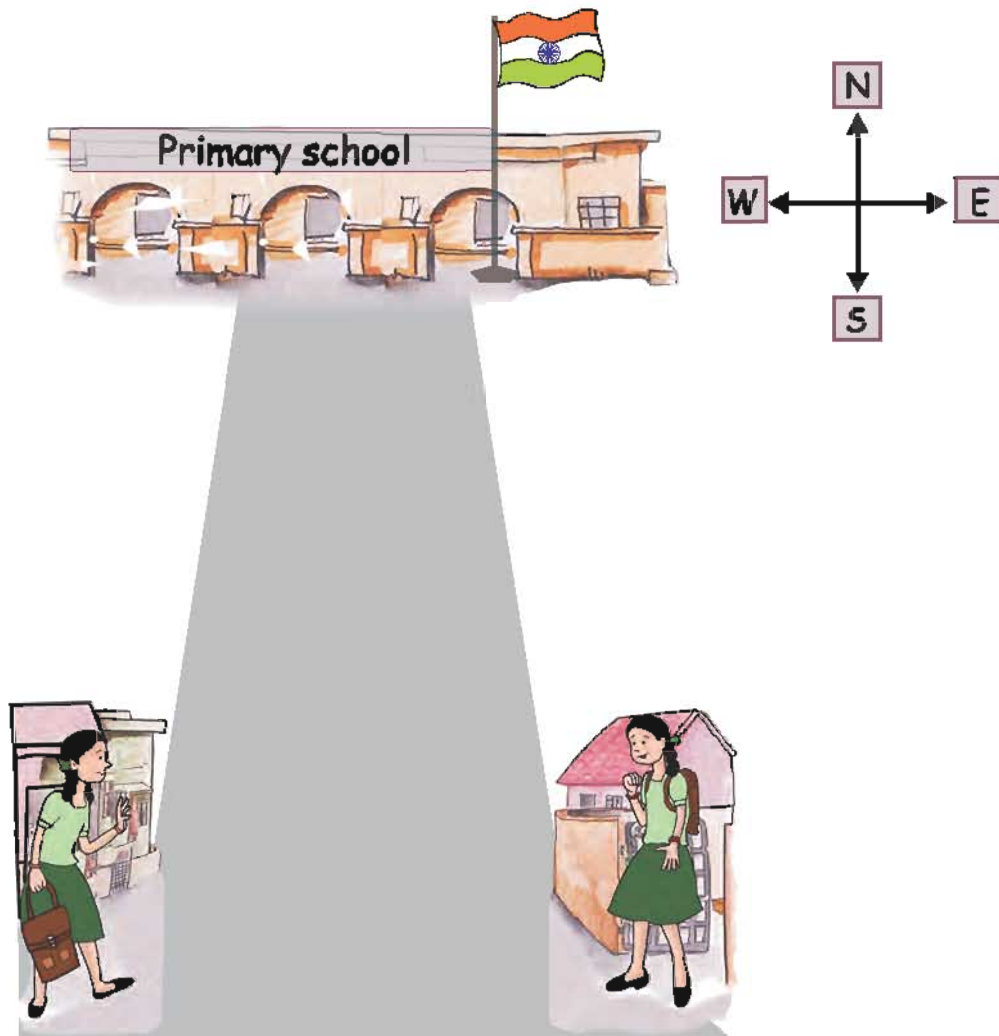


Kavita now understood the four cardinal directions. "We both turn North to come to school", said Kavita.

If both Kavita and Malar are to turn to the North to come to school
Kavita has to turn left and Malar has to turn right. Can you say
which direction their houses face?'

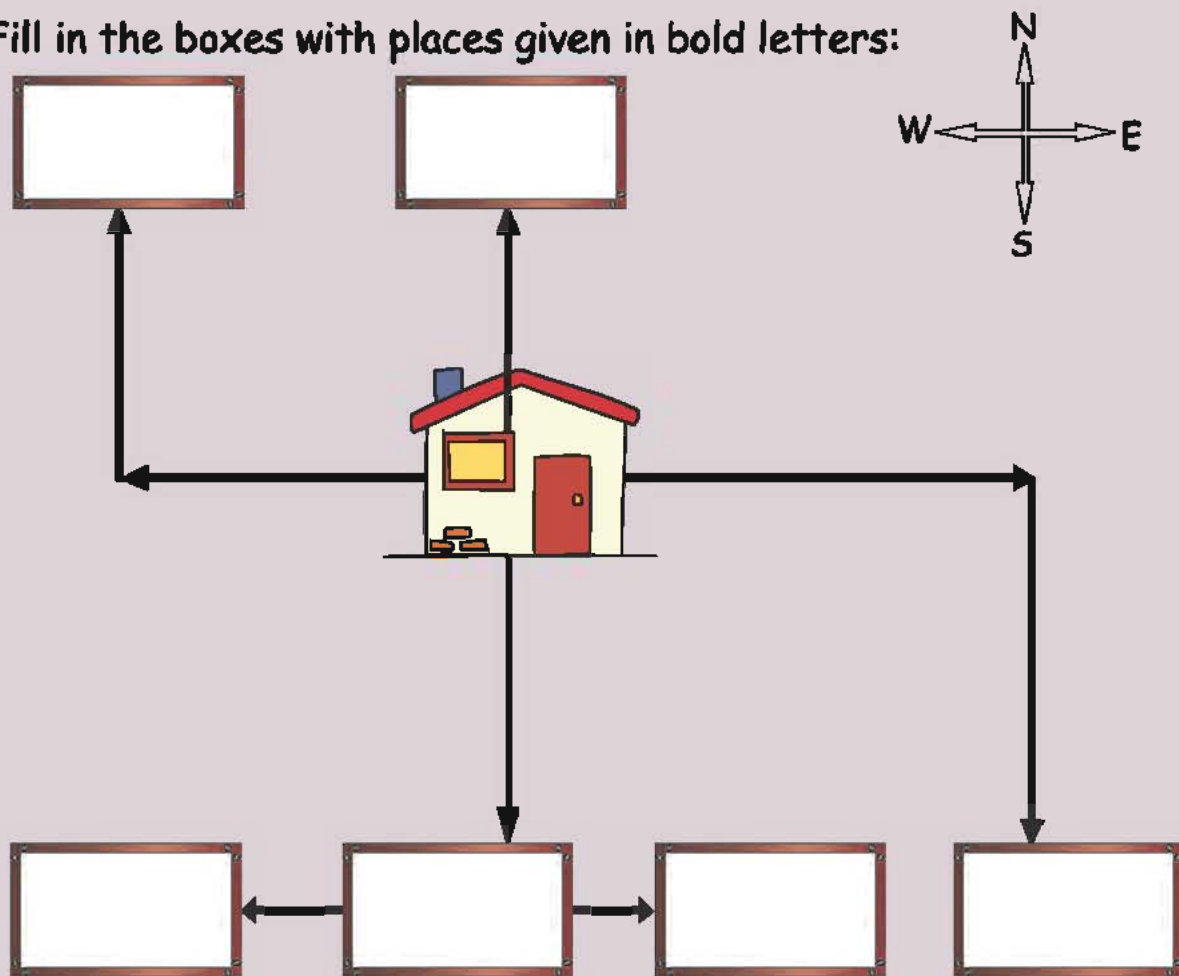
Kavita's house faces _____.

Malar's house faces _____.



Directions tell us where specific places are located.


Fill in the boxes with places given in bold letters:



- ❖ From your home, walk towards the **West** and then turn **North**. You will find the **park**.
- ❖ From your home, walk towards the **North**. You will reach the **market**.
- ❖ From your home if you walk towards the **East** and then turn **South** you will find the **nursery**.
- ❖ If you go towards the **South** from your home, you will find a **fancy store**.
- ❖ To the **West** of the **fancy store** you will find the **school**, and the **police station** to the **East** of the **fancy store**.

Mariner's Compass

Directions are very important for sailors. Sailors use an instrument called a magnetic compass to find directions while sailing.



The needle of the compass always points towards the North. The compass helps the sailors to find their destination even in fog or rain.



Read and enjoy! Here is a story for you

Mayanur is a small village. Fields are located in the north of the village. There was a small pond to the east of the fields. Different kinds of birds lived near the pond with their young ones. There were crows, cranes, kingfishers, pelicans and many more.

During summer, the pond dried up gradually.

All the birds gathered together and had a discussion about what they could do.



An old kingfisher said, "There is a tank to the South of Mayanur. That tank never dries up. We can all go there".



A crane said, "Do not go there. It is crowded already".

A crane said, "I remember there is a beautiful river. I will find out where it is from my friends and we can all go there".

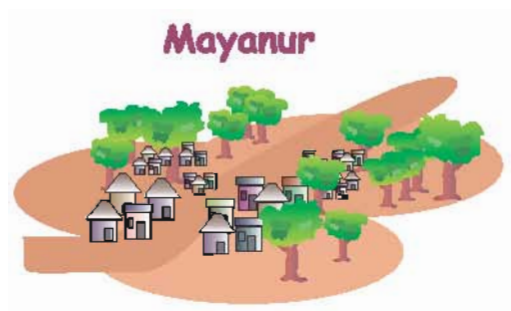
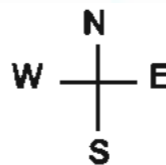
The crane and his friends flew to the West and saw the river from a distance. There were green fields and many trees.

The birds came back and gave the happy news to all the other birds. They all flew to the riverside and spent the summer peacefully.





Can you draw a map that shows in which directions the birds flew?



Look at the picture of Kani's route map on Page 155. Find out and answer.

- ✦ What directions does Kani take, to go to school?
- ✦ What is to the West of the school?
- ✦ Kabir's house is located to the _____ of the temple.
- ✦ The railway track is located to the _____ of the church.

5. ARE YOU SAFE ON THE ROAD?



It had rained in the morning. Many children came early to school. They were playing outside and drawing lines on the wet sand. Some children were playing 'paandi' (hop and skip) on the sand.



Karthik was having fun. When he saw his teacher, he ran to her and said, "Please look at these lines. Do they look like roads?"

"Yes," said the teacher. The teacher asked them all to clean up and come inside the class. "It must have been fun to make so many roads in the wet sand," said the teacher. "Shall we talk about it? What kind of roads did you make?" asked the teacher.

"All kinds of roads - mud roads, tar roads, big roads, curved roads, straight roads, junctions, main roads and crossroads.....we even ran around the paandi track."

"Name the vehicles that ply on your roads," asked the teacher.

"Car, bus, and auto - there was a traffic jam," said Viji.



"Isaac and Raju banged into each other and fell down," said Seetha.

"I was trying to cross," said Raju. "I did not expect that Isaac would stretch his hand suddenly."

"What happened to the people who were walking?" asked the teacher.



"Well, they did not have any place at all to walk," said Kannan.

"Shall we speak about why all these things happened?" asked the teacher.

"Nobody listens," said Reshma.

"Everyone follows their own rules," said Arul.

"This is happening everyday on the roads, too. Shall we create a few rules that will make sense to everybody? To be safe, you need to **STOP, LISTEN** and only then **START**," said the teacher.

"Let us form some simple rules for pedestrians," said Mumtaz.

"Here is mine - walk on the footpaths. They are meant for us."

"But there are no pavements near my house," said Meena.

"Walk on the extreme side of the road if there are no pavements or platforms. It will be safe for you," replied Mumtaz.

"We should not rush, run or play on the road," said Raju.

"Do not read books or look at hoardings while walking on the road," said the teacher with a smile.



"When I ride a bicycle to school with my brother, he waves his hands to greet his friends on the road," said Natasha.

"It is distracting and unsafe for both of you," said the teacher.

"Never walk along railway tracks and bridges. Be careful when you cross a railway track. We can also get the help of older people while crossing the railway track. You can use the overbridge or subway if they are available," said the teacher.



"So many rules!" said Kevin. "How will we remember?"



"Let us imagine that we are walking on the road. You must tell me whether what I say is **right or wrong**. Are you ready to do this?" asked the teacher.

If it is **right** colour it **blue**.



If it is **wrong** colour it **orange**.



Walk on the footpath.



When there are no pavements, walk in the middle of the road.



Do not rush or run on the road.



Always play near or on the road.



Skip and play with a ball when you walk. It is fun!



Do not read books as you walk.



Don't look at hoardings or wall posters while walking on the road.



When you are riding a bicycle with your brother to school on the road, greet friends by waving your hands.



Never walk along a railway track.



When you cross a railway track, do not bother about the signal.



"Now, I know what is right, but sometimes I forget!" said Kevin.

The next day, the teacher decided to invite Mr. Arun from the Traffic Department to tell the children about traffic rules. He was very happy to talk to the children. He showed them a picture on road safety rules and explained these rules to the children.



TRAFFIC SIGNS AND OTHER MARKINGS ON THE ROAD

The most common sign is the traffic signal. Everywhere, there are signs to help us to be safe. You just have to look and follow.

Traffic signals regulate traffic.



- | | | | |
|---|--------|---|-----------|
| → | Red | — | STOP |
| → | Yellow | — | GET READY |
| → | Green | — | GO |



Traffic signs guide the pedestrians.

- | | | |
|--------|-------|---|
| STOP — | Red | ← |
| GO — | Green | ← |



Road markings are painted on the road and they are also useful to guide and regulate traffic. Follow the traffic signs and signals for your safety.

Always try to cross the road at zebra crossings. Subways and footbridges are provided on wide roads. We must use subways and footbridges wherever they are provided. When you are at a pedestrian crossing, you must wait for the green signal and also wait until the vehicles come to a complete halt, before crossing.



Wherever there is no zebra crossing, you should wait, look right, left and again right and then cross the road carefully. Before you cross the middle of the road, look again to your left to make sure that there is no vehicle coming. We should not run while crossing a road.

Here are a few signs to follow.



Guarded Rail Crossing



Unguarded Rail Crossing



School Zone



Speed Breaker



Dangerous dip



Left Turn



Right Turn



Bus Stop



No Horn

Why is the driver shouting? _____



Look at the given pictures , Use (✓) for do's , (X) for don'ts in the boxes provided.



Match the numbers given in the picture with the words:

Street Lamp



Name Board

Traffic Signal



Footpath

Zebra Crossing



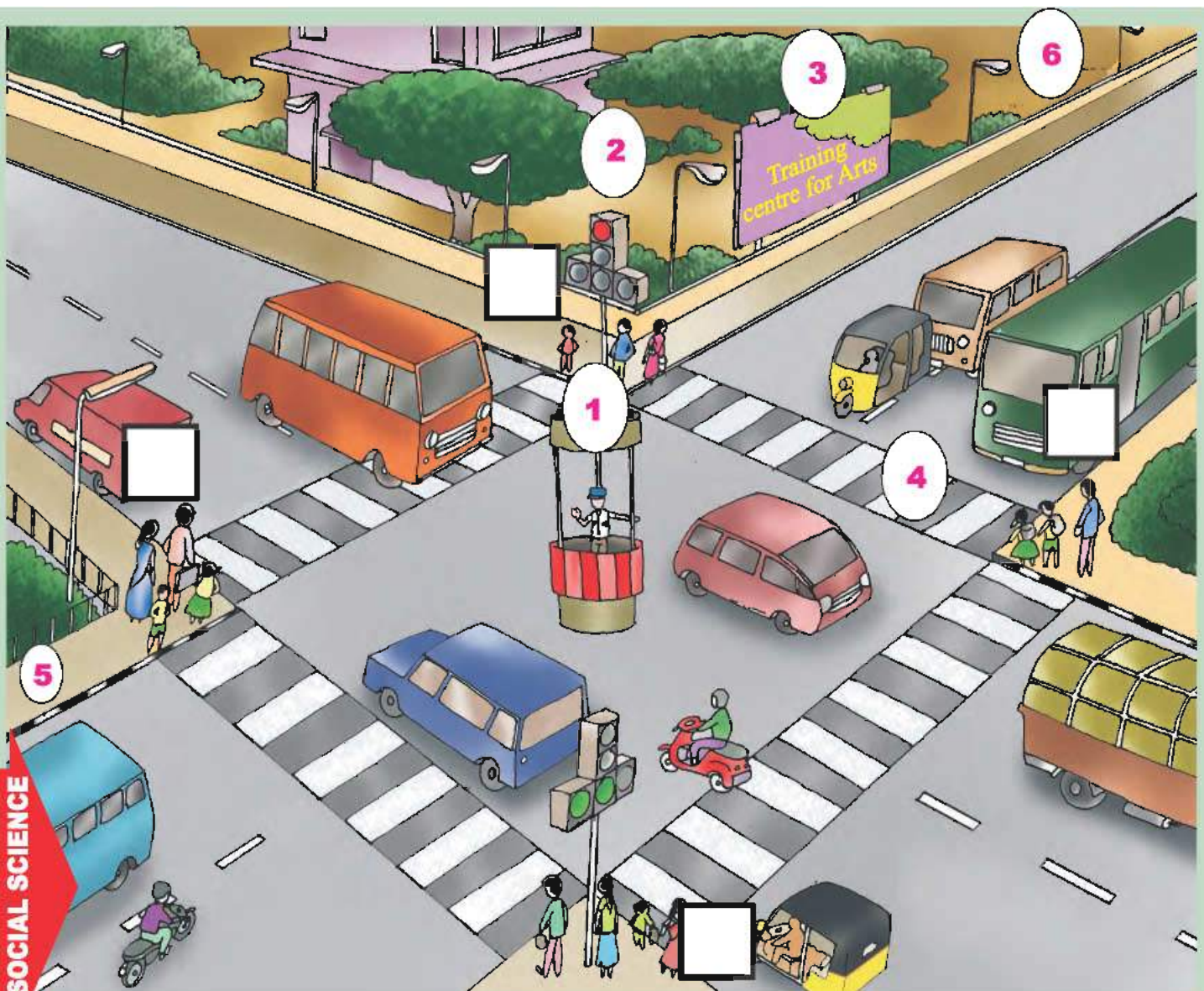
Traffic Police

Colour the pedestrian boxes.

should not cross . red colour




can cross . green colour





Place the traffic signs
in the right places.





SUMMATIVE ASSESSMENT

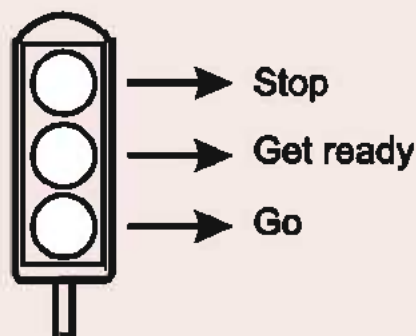
I. What should you do and what you should not.

Mark (✓) for do's and (✕) for do not.

- | | |
|--|-------|
| 1. Waking up early in the morning | () |
| 2. Spitting in the public places | () |
| 3. Eating road side snacks | () |
| 4. Loving animals | () |
| 5. Using other's things without their permission | () |
| 6. Washing hands and legs after playing | () |
| 7. Keeping objects in the right places | () |
| 8. Playing on the classroom desks | () |
| 9. Scribbling on the school walls | () |
| 10. Helping elders | () |

II. Colouring activity .

Colour the Traffic signal with given cues.



III. Answer the following.

1. What are the rules and regulations we follow in the public places?
2. Write the use of zebra crossing ?
3. How do you help your neighbours?
4. What are the four main directions?
5. What should be the rules you follow while crossing the road?

IV. Where is your school located?

Draw the sketch of your school.



'I can, I did'
Student's Activity Record

Subject :

Sl. No.	Date	Lesson No.	Topic of the Lesson	Activities	Remarks

