Exercise 8.1 Page: 146

1. The angles of quadrilateral are in the ratio 3 : 5 : 9 : 13. Find all the angles of the quadrilateral.

Solution:

Let the common ratio between the angles be = x.

We know that the sum of the interior angles of the quadrilateral = 360°

Now,

$3x+5x+9x+13x = 360°$

$\Rightarrow \quad 30x = 360°$

$\Rightarrow \quad x = 12°$

∴, Angles of the quadrilateral are:

$3x = 3\times12° = 36°$

$5x = 5\times12° = 60°$

$9x = 9\times12° = 108°$

$13x = 13\times12° = 156°$

2. If the diagonals of a parallelogram are equal, then show that it is a rectangle.

Solution:

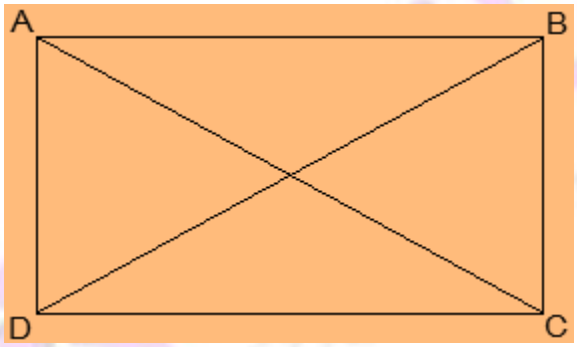

Given that,

AC = BD

To show that, ABCD is a rectangle if the diagonals of a parallelogram are equal

To show ABCD is a rectangle we have to prove that one of its interior angles is right angled.

Proof,

In ΔABC and ΔBAD,

BC = BA (Common)

AC = AD (Opposite sides of a parallelogram are equal)

AC = BD (Given)

Therefore, ΔABC ≅ ΔBAD [SSS congruency]

∠A = ∠B [Corresponding parts of Congruent Triangles]

also,

∠A+∠B = 180° (Sum of the angles on the same side of the transversal)

⇒ 2∠A = 180°

⇒ ∠A = 90° = ∠B

∴ , ABCD is a rectangle.

Hence Proved.

3. Show that if the diagonals of a quadrilateral bisect each other at right angles, then it is a rhombus.
Solution:

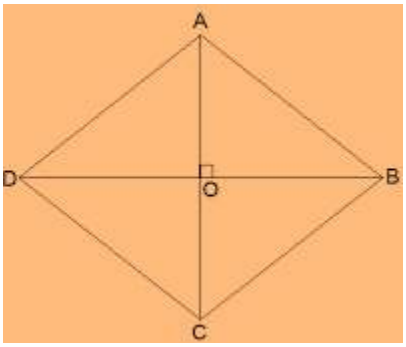

Let ABCD be a quadrilateral whose diagonals bisect each other at right angles.
Given that,
OA = OC
OB = OD
and ∠AOB = ∠BOC = ∠OCD = ∠ODA = 90°

To show that,
if the diagonals of a quadrilateral bisect each other at right angles, then it is a rhombus.
i.e., we have to prove that ABCD is parallelogram and AB = BC = CD = AD

Proof,
In ΔAOB and ΔCOB,
OA = OC (Given)
∠AOB = ∠COB (Opposite sides of a parallelogram are equal)
OB = OB (Common)
Therefore, ΔAOB ≅ ΔCOB [SAS congruency]
Thus, AB = BC [CPCT]
Similarly we can prove,
BC = CD
CD = AD
AD = AB
∴, AB = BC = CD = AD

Opposites sides of a quadrilateral are equal hence ABCD is a parallelogram.
∴, ABCD is rhombus as it is a parallelogram whose diagonals intersect at right angle.
Hence Proved.

4. Show that the diagonals of a square are equal and bisect each other at right angles.
Solution:

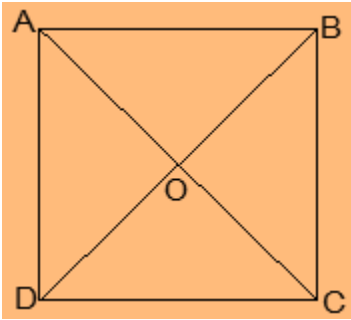

Let ABCD be a square and its diagonals AC and BD intersect each other at O.

To show that,

AC = BD

AO = OC

and ∠AOB = 90°

Proof,

In ΔABC and ΔBAD,

BC = BA (Common)

∠ABC = ∠BAD = 90°

AC = AD (Given)

∴ ΔABC ≅ ΔBAD [SAS congruency]

Thus,

AC = BD [CPCT]

diagonals are equal.

Now,

In ΔAOB and ΔCOD,

∠BAO = ∠DCO (Alternate interior angles)

∠AOB = ∠COD (Vertically opposite)

AB = CD (Given)

∴, ΔAOB ≅ ΔCOD [AAS congruency]

Thus,

AO = CO [CPCT].

∴, Diagonal bisect each other.

Now,

In ΔAOB and ΔCOB,

OB = OB (Given)

AO = CO (diagonals are bisected)

AB = CB (Sides of the square)

∴, ΔAOB ≅ ΔCOB [SSS congruency]

also, ∠AOB = ∠COB

∠AOB+∠COB = 180° (Linear pair)

Thus, ∠AOB = ∠COB = 90°

∴ , Diagonals bisect each other at right angles

5. Show that if the diagonals of a quadrilateral are equal and bisect each other at right angles, then it is a square.

Solution:

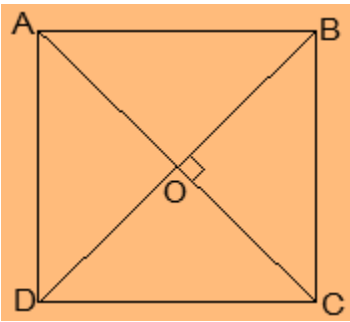

Given that,
Let ABCD be a quadrilateral and its diagonals AC and BD bisect each other at right angle at O.

To prove that,
The Quadrilateral ABCD is a square.

Proof,

In ΔAOB and ΔCOD,

AO = CO (Diagonals bisect each other)
∠AOB = ∠COD (Vertically opposite)
OB = OD (Diagonals bisect each other)

∴, ΔAOB ≅ ΔCOD [SAS congruency]

Thus,

AB = CD [CPCT] --- (i)

also,

∠OAB = ∠OCD (Alternate interior angles)
⇒ AB || CD

Now,
In ΔAOD and ΔCOD,

AO = CO (Diagonals bisect each other)
∠AOD = ∠COD (Vertically opposite)
OD = OD (Common)

∴, ΔAOD ≅ ΔCOD [SAS congruency]

Thus,

AD = CD [CPCT] --- (ii)

also,

AD = BC and AD = CD
⇒ AD = BC = CD = AB --- (ii)

also, ∠ADC = ∠BCD [CPCT]
and ∠ADC+∠BCD = 180° (co-interior angles)
⇒ 2∠ADC = 180°
⇒∠ADC = 90° --- (iii)

One of the interior angles is right angle.
Thus, from (i), (ii) and (iii) given quadrilateral ABCD is a square.

Hence Proved.

6. Diagonal AC of a parallelogram ABCD bisects ∠A (see Fig. 8.19). Show that
(i) it bisects ∠C also,
(ii) ABCD is a rhombus.

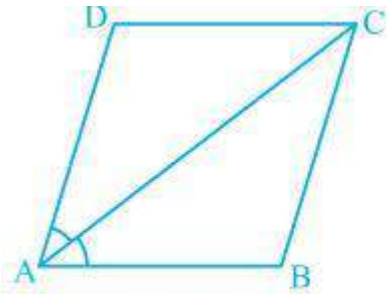

Fig. 8.19

Solution:

(i) In ΔADC and ΔCBA,

AD = CB (Opposite sides of a parallelogram)

DC = BA (Opposite sides of a parallelogram)

AC = CA (Common Side)

∴, ΔADC ≅ ΔCBA [SSS congruency]

Thus,

∠ACD = ∠CAB by CPCT

and ∠CAB = ∠CAD (Given)

⇒ ∠ACD = ∠BCA

Thus,

AC bisects ∠C also.

(ii) ∠ACD = ∠CAD (Proved above)

⇒ AD = CD (Opposite sides of equal angles of a triangle are equal)

Also, AB = BC = CD = DA (Opposite sides of a parallelogram)

Thus,

ABCD is a rhombus.

7. ABCD is a rhombus. Show that diagonal AC bisects ∠A as well as ∠C and diagonal BD bisects ∠B as well as ∠D.

Solution:

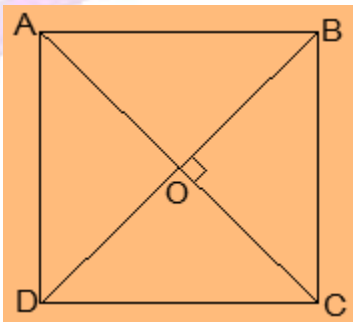

Given that,

ABCD is a rhombus.

AC and BD are its diagonals.

Proof,

AD = CD (Sides of a rhombus)

∠DAC = ∠DCA (Angles opposite of equal sides of a triangle are equal.)

also, AB || CD

⇒∠DAC = ∠BCA (Alternate interior angles)

⇒∠DCA = ∠BCA

∴, AC bisects ∠C.

Similarly,

We can prove that diagonal AC bisects ∠A.

Following the same method,

We can prove that the diagonal BD bisects ∠B and ∠D.

8. ABCD is a rectangle in which diagonal AC bisects ∠A as well as ∠C. Show that:

(i) ABCD is a square

(ii) Diagonal BD bisects ∠B as well as ∠D.

Solution:

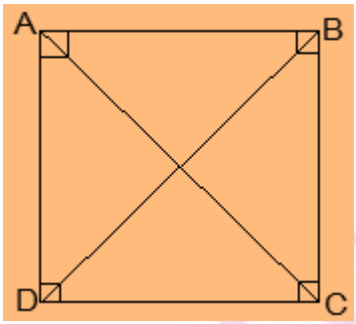

(i) ∠DAC = ∠DCA (AC bisects ∠A as well as ∠C)

⇒ AD = CD (Sides opposite to equal angles of a triangle are equal)

also, CD = AB (Opposite sides of a rectangle)

∴,AB = BC = CD = AD

Thus, ABCD is a square.

(ii) In ΔBCD,

BC = CD

⇒ ∠CDB = ∠CBD (Angles opposite to equal sides are equal)

also, ∠CDB = ∠ABD (Alternate interior angles)

⇒ ∠CBD = ∠ABD

Thus, BD bisects ∠B

Now,

∠CBD = ∠ADB

⇒ ∠CDB = ∠ADB

Thus, BD bisects ∠D

9. In parallelogram ABCD, two points P and Q are taken on diagonal BD such that DP = BQ (see Fig. 8.20). Show that:

(i) ΔAPD ≅ ΔCQB

(ii) AP = CQ

(iii) ΔAQB ≅ ΔCPD

(iv) AQ = CP

(v) APCQ is a parallelogram

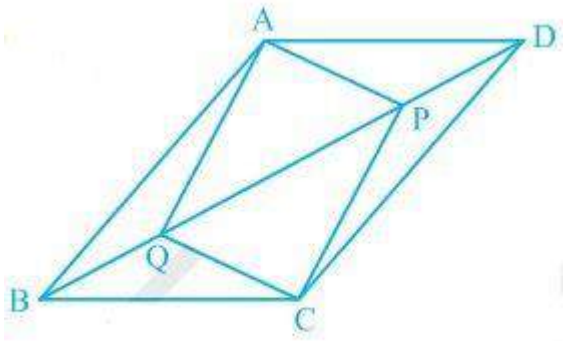

Fig. 8.20

Solution:

(i) In ΔAPD and ΔCQB,
DP = BQ (Given)
∠ADP = ∠CBQ (Alternate interior angles)
AD = BC (Opposite sides of a parallelogram)
Thus, ΔAPD ≅ ΔCQB [SAS congruency]

(ii) AP = CQ by CPCT as ΔAPD ≅ ΔCQB.

(iii) In ΔAQB and ΔCPD,
BQ = DP (Given)
∠ABQ = ∠CDP (Alternate interior angles)
AB = CD (Opposite sides of a parallelogram)
Thus, ΔAQB ≅ ΔCPD [SAS congruency]

(iv) As ΔAQB ≅ ΔCPD
AQ = CP [CPCT]

(v) From the questions (ii) and (iv), it is clear that APCQ has equal opposite sides and also has equal and opposite angles. ∴, APCQ is a parallelogram.

10. ABCD is a parallelogram and AP and CQ are perpendiculars from vertices A and C on diagonal BD (see Fig. 8.21). Show that
(i) ΔAPB ≅ ΔCQD
(ii) AP = CQ

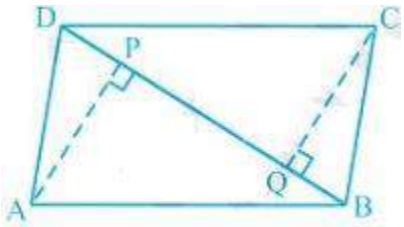

Fig. 8.21

Solution:

(i) In ΔAPB and ΔCQD,

∠ABP = ∠CDQ (Alternate interior angles)

∠APB = ∠CQD (= 90° as AP and CQ are perpendiculars)

AB = CD (ABCD is a parallelogram)

∴, ΔAPB ≅ ΔCQD [AAS congruency]

(ii) As ΔAPB ≅ ΔCQD.

∴, AP = CQ [CPCT]

11. In ΔABC and ΔDEF, AB = DE, AB || DE, BC = EF and BC || EF. Vertices A, B and C are joined to vertices D, E and F respectively (see Fig. 8.22).

Show that

(i) quadrilateral ABED is a parallelogram

(ii) quadrilateral BEFC is a parallelogram

(iii) AD || CF and AD = CF

(iv) quadrilateral ACFD is a parallelogram

(v) AC = DF

(vi) ΔABC ≅ ΔDEF.

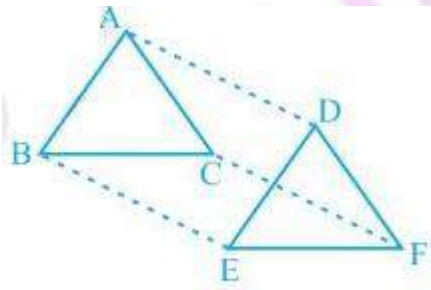

Fig. 8.22

Solution:

(i) AB = DE and AB || DE (Given)

Two opposite sides of a quadrilateral are equal and parallel to each other.

Thus, quadrilateral ABED is a parallelogram

(ii) Again BC = EF and BC || EF.

Thus, quadrilateral BEFC is a parallelogram.

(iii) Since ABED and BEFC are parallelograms.

⇒ AD = BE and BE = CF (Opposite sides of a parallelogram are equal)

∴, AD = CF.

Also, AD || BE and BE || CF (Opposite sides of a parallelogram are parallel)

∴, AD || CF

(iv) AD and CF are opposite sides of quadrilateral ACFD which are equal and parallel to each other. Thus, it is a parallelogram.

(v) Since ACFD is a parallelogram

AC || DF and AC = DF

(vi) In ΔABC and ΔDEF,

AB = DE (Given)
BC = EF (Given)
AC = DF (Opposite sides of a parallelogram)
∴, ΔABC ≅ ΔDEF [SSS congruency]

12. ABCD is a trapezium in which AB || CD and AD = BC (see Fig. 8.23). Show that
(i) ∠A = ∠B
(ii) ∠C = ∠D
(iii) ΔABC ≅ ΔBAD
(iv) diagonal AC = diagonal BD
[Hint : Extend AB and draw a line through C parallel to DA intersecting AB produced at E.]

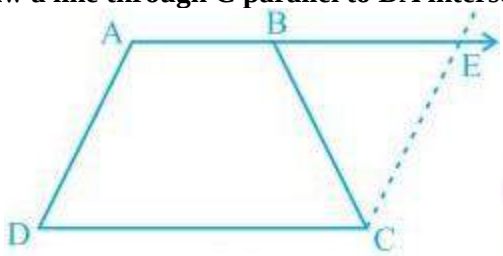

Fig. 8.23

Solution:

To Construct: Draw a line through C parallel to DA intersecting AB produced at E.

(i) CE = AD (Opposite sides of a parallelogram)
AD = BC (Given)
∴, BC = CE
⇒∠CBE = ∠CEB

also,
∠A+∠CBE = 180° (Angles on the same side of transversal and ∠CBE = ∠CEB)
∠B +∠CBE = 180° (As Linear pair)
⇒∠A = ∠B

(ii) ∠A+∠D = ∠B+∠C = 180° (Angles on the same side of transversal)
⇒∠A+∠D = ∠A+∠C (∠A = ∠B)
⇒∠D = ∠C

(iii) In ΔABC and ΔBAD,
AB = AB (Common)

∠DBA = ∠CBA
AD = BC (Given)
∴, ΔABC ≅ ΔBAD [SAS congruency]

(iv) Diagonal AC = diagonal BD by CPCT as ΔABC ≅ ΔBA.