

ICSE Class 8 Maths Syllabus 2020-21

Mathematics

The Core concepts of Mathematics for Class VIII are as follows:

Class VIII

Number System

Ratio and Proportion

Algebra

Geometry

Mensuration

Data Handling

Theme 1: Number System

Rational numbers as extension of integers to make the system closed for division (by non-zero numbers) was introduced in class VII. In this class children will be enabled to explore the properties of rational numbers to find inadequacy in them and to realize the need for new numbers like irrational numbers. Children should also get the feel of another very interesting and important property of rational numbers i.e. between any two rational number there lie many infinite rational numbers. Number line and representation of rational numbers on number line forms the basis for visualizing that for every rational number there is a point on the number line but its converse is not true. Number operations are also extended to exponents. This understanding leads to classify positive integers into various classes like square and cube numbers. Children should also understand and develop the ability to properly apply the division algorithm of finding the square root of numbers.

Learning Outcomes:

Children will be able to:

- ☒ describe properties of rational numbers and express them in general form;
- ☒ consolidate operations on rational numbers;
- ☒ understand that between any two rational numbers there lies another rational number (making children see that if we take two rational numbers then unlike for whole numbers, in this case you can keep finding more and more numbers that lie between them.);
- ☒ generalise and verify properties of rational numbers. (including identities);
- ☒ use general form of expression to describe properties of operations on rational numbers like closer, commutative, associative, existence of identity and existence of inverse;
- ☒ do word problem (higher logic, two operations, including ideas like area);
- ☒ write repeated multiplication and division using integers as exponents;
- ☒ describe and verify laws of exponents with integral powers;
- ☒ find squares, square roots, cubes, cube roots of number;
- ☒ find square and square roots;
- ☒ undertake calculating square roots using the division method for numbers containing;
- ☒ no more than 4 digits and
- ☒ no more than 2 decimal places
- ☒ find cubes and cubes roots;
- ☒ learn the process of moving nearer to the required number;
- ☒ find union and intersection of sets;
- ☒ define disjoint sets;
- ☒ find complement of a set.

Number System		
Key Concepts	Suggested Transactional Processes	Suggested Learning Resources
➤ Rational Numbers ➤ Revision of “What is a rational number?” with examples and only discussion of properties.	➤ Revising previous concepts learnt by children. ➤ Building on children’s previous learning ➤ Encouraging children to use the rules for comparison of integers and	➤ Maths Kit

Number System		
Key Concepts	Suggested Transactional Processes	Suggested Learning Resources
<p>Sums on properties not required)</p> <ul style="list-style-type: none"> ☛ Between any two rational numbers there lies another rational number (Problems related to inserting 1,2,3, n rational numbers between two rational numbers). ☛ Word problems based on real life situations using rational numbers. <p>➤ Exponents Powers</p> <ul style="list-style-type: none"> ☛ Laws of exponents with integral powers ☛ Square and Square roots using division method for numbers containing (a) no more than total 4 digits and (b) no more than 2 decimal places (Factor method only to be discussed, not to be tested) ☛ Cubes and cubes roots (only factor method for numbers containing at most 3 digits) <p>➤ Sets</p> <ul style="list-style-type: none"> ☛ Union and intersection of sets ☛ Disjoint set ☛ Complement of a set (problems on Venn diagrams not required). 	<p>fractions to develop their own rules for comparison of rational numbers.</p> <ul style="list-style-type: none"> ➤ Encouraging children to reach the conclusion that half of the sum of two rational numbers lies between them and thus a rational number can be obtained between any two rational numbers. Providing hints to children while reaching the conclusion that the process of finding a rational number between any two numbers never stops and thus there lies infinite many rational numbers between any two rational numbers ➤ Facilitating children to see and understand that if we take two rational numbers then unlike for whole numbers, in this case you can keep finding more and more numbers that lie between them. ➤ Facilitating children to observe patterns in square numbers and to form their rules for perfect square numbers and square roots. ➤ Facilitating children to observe patterns in perfect cube numbers and form rule for cube root numbers ➤ Encouraging children to play with numbers to find square roots and cube roots using prime factorisation ➤ Encouraging children practice the division method to find square roots of numbers. 	

Theme 2: Ratio and Proportion

This theme, at this stage develops in children the ability to understand and appreciate another way of the application of mathematics in daily life called commercial mathematics. The percentage, unitary method, profit and loss, simple and compound interest etc. are based on ratio and proportion. Understanding of ratio and proportion and the skill of applying them in daily life is further required to be strengthened in this class. Children will be properly exposed to higher level problems on compound interest and direct and inverse variations, time and work. The problems on these topics should be picked up from daily life situations like banking, taxation, loan transaction etc.

Learning Outcomes:

Children will be able to:

- ✓ solve slightly advanced problems involving application on tax;
- ✓ arriving at the formula for compound interest through patterns and using it for simple problems;
- ✓ solve simple and direct word problems related to direct and inverse variation, and time and work problems.

Ratio and Proportion		
Key Concepts	Suggested Transactional Processes	Suggested Learning Resources
<ul style="list-style-type: none">➤ Compound interest (compounded yearly up to 3 years)➤ Problems on tax. (rebate sums included)➤ Direct and inverse variations – Simple and direct word problems➤ Time and work problems– Simple and direct word problems	<ul style="list-style-type: none">➤ Arriving at the formula for compound interest through patterns and using it for simple problems.	<ul style="list-style-type: none">➤ Maths Kit

Life Skills: Solving daily life problems

Theme 3: Algebra

In this theme the focus will be on developing skills in children to use linear equations and systems of linear equations to represent, analyse, and solve a variety of problems. They should recognize equations for proportions ($y/x = m$ or $y = mx$) as special linear equations ($y = mx + b$) and use a linear equation to describe the association between two quantities in bivariate data (such as arm span vs. height for students in a classroom). In this class, fitting the model, and assessing its fit to the data are done informally. Interpreting the model in the context of the data requires children to express a relationship between the two quantities in question and to interpret components of the relationship in terms of the situation. They should be able to strategically choose and efficiently implement procedures to solve linear equations in one variable, understanding that when they use the properties of equality and the concept of logical equivalence, they maintain the solutions of the original equation. Children will be able to solve systems of two linear equations in two variables and relate the systems to pairs of lines in the plane; these intersect, are parallel, or are the same line. They will also understand the construction of algebraic expressions and extend the addition and subtraction to multiplication and division of expressions.

Learning Outcomes:

Children will be able to:

- ☒ multiply and divide algebraic expressions (integral coefficient only);
- ☒ focus on some common errors like $2 + x \neq 2x$, $7x + y \neq 7xy$ etc.;
- ☒ factorize algebraic expressions (simple cases only) as examples the following types $a(x + y)$, $ax(c + d)$;
- ☒ solve linear equations in one variable in contextual problems involving multiplication and division (simple rational coefficient in the equations);
- ☒ multiply two algebraic expressions;
- ☒ find solution to simple inequalities in one variable.

Algebra		
Key Concepts	Suggested Transactional Processes	Suggested Learning Resources
<ul style="list-style-type: none"> ➤ Algebraic Expressions ➤ Multiplication and division of algebraic expression (Coefficient should be integers) ➤ Inequalities and solution of simple inequalities in one variable. ➤ Factorisation (simple cases only) as examples the following types $a(x + y)$, $ax(c + d)$ 	<ul style="list-style-type: none"> ➤ Encouraging children to undertake multiplication of algebraic expressions based upon the distributive property of multiplication over addition and subtraction of numbers. ➤ Continuing the idea of numerical coefficient and factors of a term to evolve methods of writing an expression in terms of product of two or more expressions. This 	<ul style="list-style-type: none"> ➤ Maths Kit.

Algebra		
Key Concepts	Suggested Transactional Processes	Suggested Learning Resources
<p>➤ Solving linear equations in one variable in contextual problems involving multiplication and division (word problems) (avoid complex coefficient in the equations. Use only integer coefficients)</p> <p>Note: Problems on 1. age 2. upstream and downstream 3. Area, not included)</p>	<p>will lead to the factorisation of algebraic expressions.</p> <p>➤ Drawing attention of children to and laying special emphasis on the common errors that children commit while learning algebra like $2 + x = 2x$, $7x + y = 7xy$ etc.</p>	

Skill: establish relationship between known and unknown facts

Theme 4: Geometry

The theme in this class will focus on making the definitions more meaningful and enabling children to perceive relationships between properties and figures. Logical implications and class inclusions should be understood, but the role and significance of deduction may not be understood.

The children will be prepared to enter into the fourth level of geometrical thinking at this stage by learning informal deduction in this class. They learn to construct proofs, understand the role of axioms and definitions, and know the meaning of necessary and sufficient conditions. The children should be able to give reasons for steps in a proof.

The another important way of learning about shapes and figures is through relating it with numbers i.e. using the analytical geometry. Initiation of this process will be done in this class with introduction of representing any point in a plane as ordered pair of real numbers.

Learning Outcomes:

Children will be able to:

- ☒ explore and verify properties of quadrilaterals like sum of angles of a quadrilateral is equal to 360 (by verification);
- ☒ explore and verify properties of parallelogram (by verification) like
 - (i) opposite sides of a parallelogram are equal,
 - (ii) opposite angles of a parallelogram are equal,
 - (iii) diagonals of a parallelogram bisect each other. [also find justification to why (iv), (v) and (vi) follow from (ii)]
 - (iv) diagonals of a rectangle are equal and bisect each other
 - (v) diagonals of a rhombus bisect each other at right angles.
 - (vi) diagonals of a square are equal and bisect each other at right angles.
- ☒ generalize the sum of angles of quadrilateral.
- ☒ explain properties of parallelograms and tries to reason out how one property is related to other.

Geometry		
Key Concepts	Suggested Transactional Processes	Suggested Learning Resources
<p>➤ Understanding shapes:</p> <ul style="list-style-type: none"> ➤ Properties of quadrilaterals – Angle Sum property (only for discussion). ➤ Properties of parallelogram (By verification) (i) Opposite sides of a parallelogram are equal, (ii) Opposite angles of a parallelogram are equal, (iii) Diagonals of a parallelogram bisect each other. (iv) Diagonals of a rectangle are equal and bisect each other. (v) Diagonals of a rhombus bisect each other at right angles. (vi) Diagonals of 	<p>➤ Involving children in activities of measuring angles and sides of shapes like quadrilaterals and parallelograms and to identify patterns in the relationship among them. Let them make their hypothesis on the basis of the generalisation of the patterns and later on to verify their assertions.</p> <p>➤ Constructing various figures by children using compasses and a straight edge. But it is also important to involve children to argue why a particular step is required. For example, on</p>	<p>➤ Maths Kit</p> <p>➤ Geoboard with rubber band</p> <p>➤ Geometry box</p>

Geometry		
Key Concepts	Suggested Transactional Processes	Suggested Learning Resources
a square are equal and bisect each other at right angles.	drawing an arc using compasses we find all those points that are at the given distance from the point where the metal end of the compasses was placed.	

Life Skill: deductive reasoning




Theme 5: Mensuration

Children should be clear about the idea of area as measure of region occupied by a shape on a surface and the formulae to find area of rectangle and square.

Using this understanding the methods of finding the surface area of 3-D figures is to be introduced. For this the nets of simple figures like cuboid will be useful to visualize the shapes of different surfaces of this figure. This visualization will help children in evolving formula for finding area of all surfaces. There are many figures like cuboid in children's vicinity like room with four walls, roof and floor, and cartons used for packing various items. Problems related to finding surface area and volume/capacity of such shapes are in children's daily life. Therefore, in this class children should be able to construct meaningful problems and solve them using this understanding.

Learning Outcomes:

Children will be able to:

-  find surface area of cuboid and cube through their nets and later on by using formulae;
-  form formula to find volume of a cuboid by observing and generalizing patterns of counting units cubes that completely fill the cuboids;
-  find volume and capacity (measurement of capacity) of cuboidal vessels.

Mensuration		
Key Concepts	Suggested Transactional Processes	Suggested Learning Resources
<ul style="list-style-type: none"> ➤ Surface area of a cube and cuboid ➤ Idea of Total surface area of cube and cuboid only. ➤ Concept of volume, measurement of volume using a basic unit, volume of a cube and cuboid ➤ Volume and capacity (measurement of capacity for cubes and cuboids only) 	<ul style="list-style-type: none"> ➤ Revising previous concepts learnt by children. ➤ Building on children's previous learning ➤ Involving children in finding the surface area of a cube and cuboid and in opening such boxes and realizing that all these surfaces are made up of rectangles and squares only. The rest of the activity will be focused on finding the total surface area (TSA) which will only be to add these areas. ➤ Based on children's previous learning and understanding and the vocabulary they have related to measurement of volume and capacity through their daily life experiences involving them in activities to get a feel of filling a given space and to measure it by just counting the unit items that fill it 	<ul style="list-style-type: none"> ➤ Maths Kit ➤ Daily use readymade 2D, 3D shapes

Mensuration		
Key Concepts	Suggested Transactional Processes	Suggested Learning Resources
	completely. This will also help them in deciding why a cube is taken as a unit of measuring volume.	

Life Skills: Solving daily life problems

Theme 6: Data Handling

Based on children's learning about mean, median and mode in earlier classes, in this class, children will be enabled to develop the ability to apply this learning for data with large number of observations which may require to be grouped. Avoid giving irrelevant numbers as data. They will also learn to interpret pie charts being commonly seen in newspapers. Once they are comfortable with interpretation, they will learn to represent data as pie charts.

Learning Outcomes:

Children will be able to:

- ✓ interpret simple pie charts with reasonable data numbers.

Data Handling		
Key Concepts	Suggested Transactional Processes	Suggested Learning Resources
➤ Simple Pie charts with reasonable data numbers	<ul style="list-style-type: none">➤ Conducting activities to collect data and representing the data in pie chart.➤ Collecting Pie Charts from other sources like newspaper and allow the child to interpret it.	➤ Maths Kit

Life Skills: Understanding and interpreting data, drawing inferences