

Exercise 15.2

1. Plot the following points on a graph sheet. Verify if they lie on a line

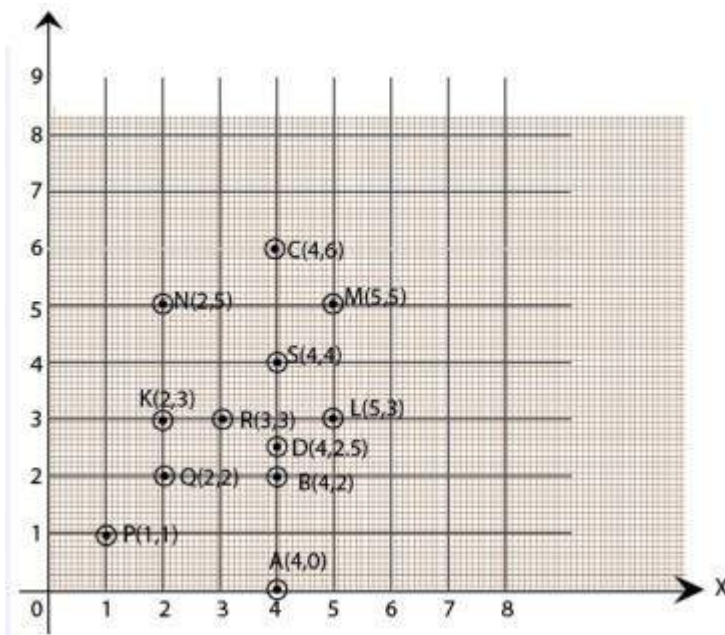
(a) A(4,0), B(4, 2),C(4,6), D(4, 2.5)

(b) P(1, 1), Q(2, 2), R(3,3), S(4, 4)

(c) K(2, 3), L(5, 3), M(5,5), N(2, 5)

Solution:

Plot all the points on the graph.



(a) All points A,B, C and D lie on a vertical line.

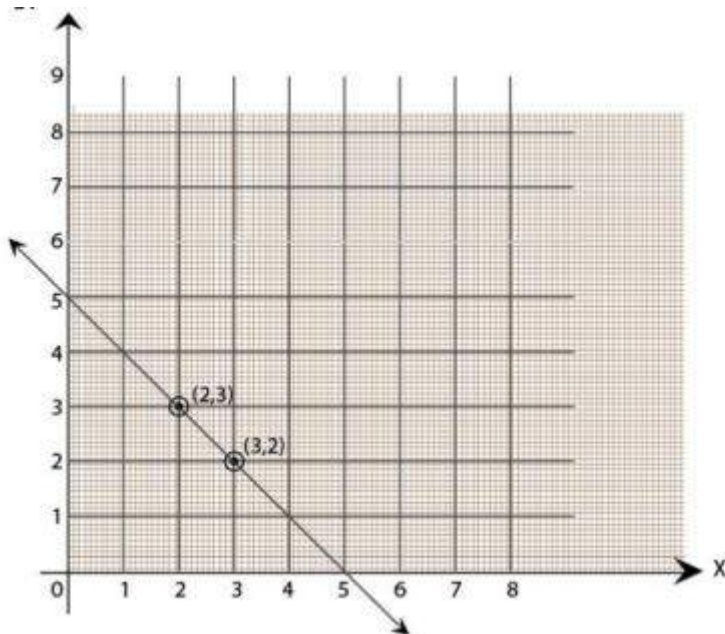
(b) P,Q, R and S points also make a line .It verifies that these points lie on a line.

(c) Points K, L, M and N. These points do not lie in a straight line.

2. Draw the line passing through (2,3)and(3,2).Find the coordinates of the points at which this line meets the x-axis and y-axis.

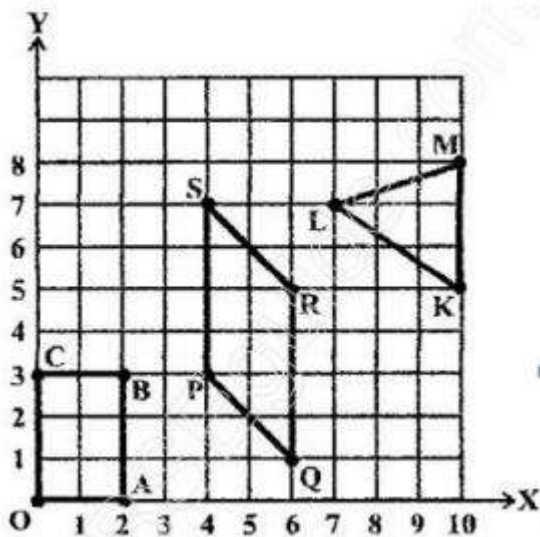
Solution:

Graph for the Line passes through points (2, 3) and (3, 2) is:



The coordinates of the points at which this line meets the x-axis at (5, 0) and Y axis at (0,5).

3. Write the coordinates of the vertices of each of these adjoining figures.



Solution:

We can observe three figures named as, OABC, PQRS and LMK.

Vertices of figure OABC

O (0, 0), A (2, 0), B (2, 3) and C (0, 3)

Vertices of figure PQRS

P (4, 3), Q (6, 1), R (6, 5) and S (4, 7)

Vertices of figure LMK

L (7, 7), M(10, 8) and K(10,5)

4. State whether True or False. Correct that are false.

- (i) A point whose x coordinate is zero and y-coordinate is non-zero will lie on the y-axis.
- (ii) A point whose y coordinate is zero and x-coordinate is 5 will lie on y-axis.
- (iii) The co-ordinates of the origin are (0, 0).

Solution:

- i) True
- ii) False, it will lie on x axis
- (iii) True