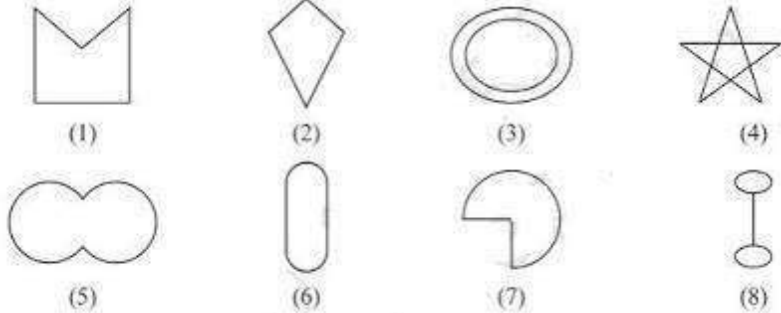


Exercise 3.1

1. Given here are some figures.



Classify each of them on the basis of the following.
 Simple curve (b) Simple closed curve (c) Polygon
 (d) Convex polygon (e) Concave polygon

Solution:

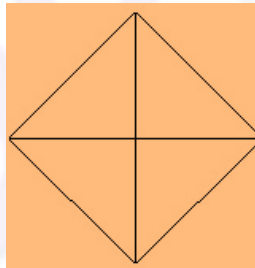
- a) Simple curve: 1, 2, 5, 6 and 7
- b) Simple closed curve: 1, 2, 5, 6 and 7
- c) Polygon: 1 and 2
- d) Convex polygon: 2
- e) Concave polygon: 1

2. How many diagonals does each of the following have?

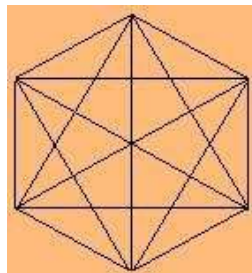
- a) A convex quadrilateral
- (b) A regular hexagon
- (c) A triangle

Solution:

- a) A convex quadrilateral: 2.

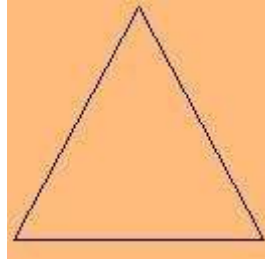


- b) A regular hexagon: 9.



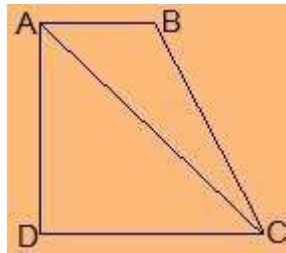
- c) A triangle: 0

NCERT Solution For Class 8 Maths Chapter 3- Understanding Quadrilaterals



3. What is the sum of the measures of the angles of a convex quadrilateral? Will this property hold if the quadrilateral is not convex? (Make a non-convex quadrilateral and try!)

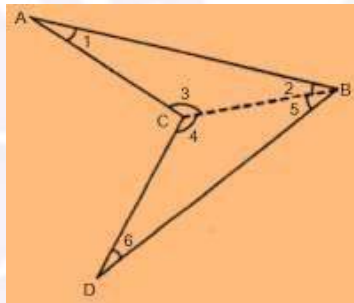
Solution:



Let ABCD be a convex quadrilateral.

From the figure, we infer that the quadrilateral ABCD is formed by two triangles,
i.e. $\triangle ADC$ and $\triangle ABC$.

Since, we know that sum of interior angles of triangle is 180° ,
the sum of the measures of the angles is $180^\circ + 180^\circ = 360^\circ$



Let us take another quadrilateral ABCD which is not convex .
Join BC, Such that it divides ABCD into two triangles $\triangle ABC$ and $\triangle BCD$.

In $\triangle ABC$,

$$\angle 1 + \angle 2 + \angle 3 = 180^\circ \text{ (angle sum property of triangle)}$$

In $\triangle BCD$,

$$\angle 4 + \angle 5 + \angle 6 = 180^\circ \text{ (angle sum property of triangle)}$$

$$\therefore, \angle 1 + \angle 2 + \angle 3 + \angle 4 + \angle 5 + \angle 6 = 180^\circ + 180^\circ$$

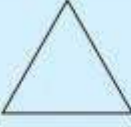
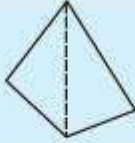


$$\Rightarrow \angle 1 + \angle 2 + \angle 3 + \angle 4 + \angle 5 + \angle 6 = 360^\circ$$

$$\Rightarrow \angle A + \angle B + \angle C + \angle D = 360^\circ$$

Thus, this property hold if the quadrilateral is not convex.

NCERT Solution For Class 8 Maths Chapter 3- Understanding Quadrilaterals

4. Examine the table. (Each figure is divided into triangles and the sum of the angles deduced from that.)

Figure				
Side	3	4	5	6
Angle sum	180°	$2 \times 180^\circ$ $= (4 - 2) \times 180^\circ$	$3 \times 180^\circ$ $= (5 - 2) \times 180^\circ$	$4 \times 180^\circ$ $= (6 - 2) \times 180^\circ$

What can you say about the angle sum of a convex polygon with number of sides?

- (a) 7 (b) 8 (c) 10 (d) n

Solution:

The angle sum of a polygon having side $n = (n-2) \times 180^\circ$

a) 7

Here, $n = 7$

Thus, angle sum $= (7-2) \times 180^\circ = 5 \times 180^\circ = 900^\circ$

b) 8

Here, $n = 8$

Thus, angle sum $= (8-2) \times 180^\circ = 6 \times 180^\circ = 1080^\circ$

c) 10

Here, $n = 10$

Thus, angle sum $= (10-2) \times 180^\circ = 8 \times 180^\circ = 1440^\circ$

d) n

Here, $n = n$

Thus, angle sum $= (n-2) \times 180^\circ$

5. What is a regular polygon?

State the name of a regular polygon of

- (i) 3 sides (ii) 4 sides (iii) 6 sides

Solution:

Regular polygon: A polygon having sides of equal length and angles of equal measures is called regular polygon. i.e., A regular polygon is both equilateral and equiangular.

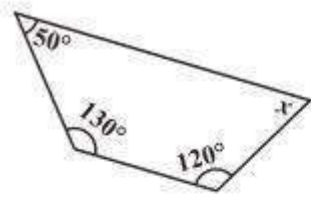
(i) A regular polygon of 3 sides is called equilateral triangle.

(ii) A regular polygon of 4 sides is called square.

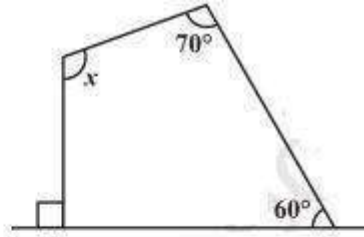
(iii) A regular polygon of 6 sides is called regular hexagon.

6. Find the angle measure x in the following figures.

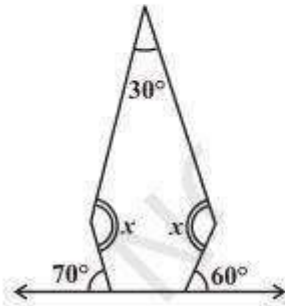
NCERT Solution For Class 8 Maths Chapter 3- Understanding Quadrilaterals



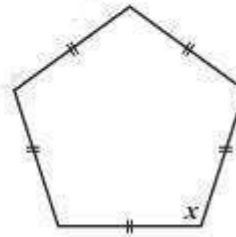
(a)



(b)



(c)



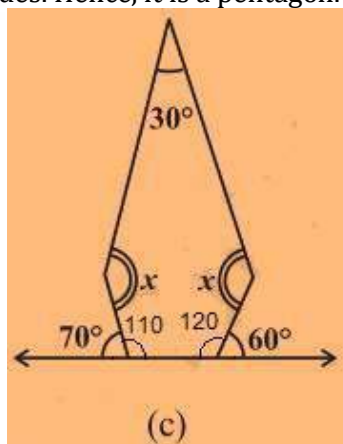
(d)

Solution:

a) The figure is having 4 sides. Hence, it is a quadrilateral. Sum of angles of the quadrilateral = 360°
 $\Rightarrow 50^\circ + 130^\circ + 120^\circ + x = 360^\circ$
 $\Rightarrow 300^\circ + x = 360^\circ$
 $\Rightarrow x = 360^\circ - 300^\circ = 60^\circ$

b) The figure is having 4 sides. Hence, it is a quadrilateral. Also, one side is perpendicular forming right angle.
 Sum of angles of the quadrilateral = 360°
 $\Rightarrow 90^\circ + 70^\circ + 60^\circ + x = 360^\circ$
 $\Rightarrow 220^\circ + x = 360^\circ$
 $\Rightarrow x = 360^\circ - 220^\circ = 140^\circ$

c) The figure is having 5 sides. Hence, it is a pentagon.

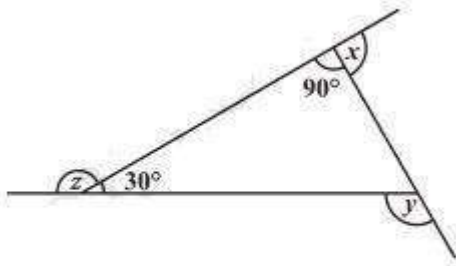


NCERT Solution For Class 8 Maths Chapter 3- Understanding Quadrilaterals

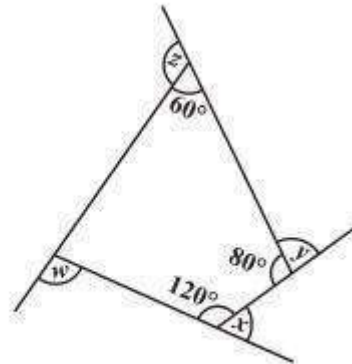
Sum of angles of the pentagon = 540°
 Two angles at the bottom are linear pair.
 $\therefore, 180^\circ - 70^\circ = 110^\circ$
 $180^\circ - 60^\circ = 120^\circ$
 $\Rightarrow 30^\circ + 110^\circ + 120^\circ + x + x = 540^\circ$
 $\Rightarrow 260^\circ + 2x = 540^\circ$
 $\Rightarrow 2x = 540^\circ - 260^\circ = 280^\circ$
 $\Rightarrow 2x = 280^\circ$
 $= 140^\circ$

d) The figure is having 5 equal sides. Hence, it is a regular pentagon. Thus, its all angles are equal.
 $5x = 540^\circ$
 $\Rightarrow x = 540^\circ/5$
 $\Rightarrow x = 108^\circ$

7.



(a) Find $x + y + z$



(b) Find $x + y + z + w$

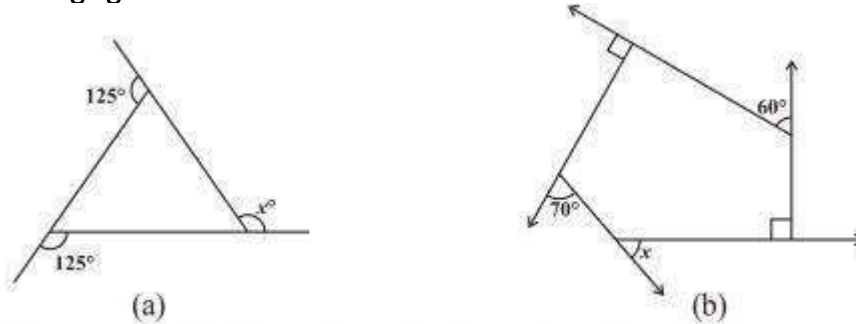
Solution:

a) Sum of all angles of triangle = 180°
 One side of triangle = $180^\circ - (90^\circ + 30^\circ) = 60^\circ$
 $x + 90^\circ = 180^\circ \Rightarrow x = 180^\circ - 90^\circ = 90^\circ$
 $y + 60^\circ = 180^\circ \Rightarrow y = 180^\circ - 60^\circ = 120^\circ$
 $z + 30^\circ = 180^\circ \Rightarrow z = 180^\circ - 30^\circ = 150^\circ$
 $x + y + z = 90^\circ + 120^\circ + 150^\circ = 360^\circ$

b) Sum of all angles of quadrilateral = 360°
 One side of quadrilateral = $360^\circ - (60^\circ + 80^\circ + 120^\circ) = 360^\circ - 260^\circ = 100^\circ$
 $x + 120^\circ = 180^\circ \Rightarrow x = 180^\circ - 120^\circ = 60^\circ$
 $y + 80^\circ = 180^\circ \Rightarrow y = 180^\circ - 80^\circ = 100^\circ$
 $z + 60^\circ = 180^\circ \Rightarrow z = 180^\circ - 60^\circ = 120^\circ$
 $w + 100^\circ = 180^\circ \Rightarrow w = 180^\circ - 100^\circ = 80^\circ$
 $x + y + z + w = 60^\circ + 100^\circ + 120^\circ + 80^\circ = 360^\circ$

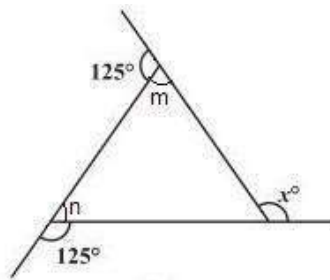
Exercise 3.2

1. Find x in the following figures.



Solution:

a)



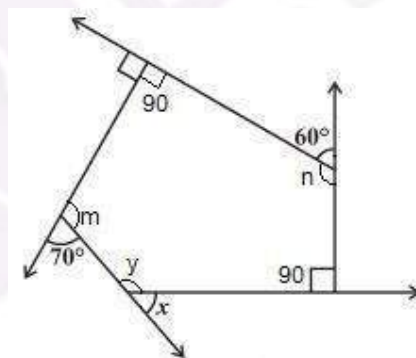
$$125^\circ + m = 180^\circ \Rightarrow m = 180^\circ - 125^\circ = 55^\circ \text{ (Linear pair)}$$

$$125^\circ + n = 180^\circ \Rightarrow n = 180^\circ - 125^\circ = 55^\circ \text{ (Linear pair)}$$

$$x = m + n \text{ (exterior angle of a triangle is equal to the sum of 2 opposite interior 2 angles)}$$

$$\Rightarrow x = 55^\circ + 55^\circ = 110^\circ$$

b)



Two interior angles are right angles = 90°

$$70^\circ + m = 180^\circ \Rightarrow m = 180^\circ - 70^\circ = 110^\circ \text{ (Linear pair)}$$

$$60^\circ + n = 180^\circ \Rightarrow n = 180^\circ - 60^\circ = 120^\circ \text{ (Linear pair)}$$

The figure is having five sides and is a pentagon.

Thus, sum of the angles of pentagon = 540°

$$90^\circ + 90^\circ + 110^\circ + 120^\circ + y = 540^\circ$$

$$\Rightarrow 410^\circ + y = 540^\circ \Rightarrow y = 540^\circ - 410^\circ = 130^\circ$$

$$x + y = 180^\circ \text{ (Linear pair)}$$

$$\Rightarrow x + 130^\circ = 180^\circ$$

$$\Rightarrow x = 180^\circ - 130^\circ = 50^\circ$$

NCERT Solution For Class 8 Maths Chapter 3- Understanding Quadrilaterals

2. Find the measure of each exterior angle of a regular polygon of

- (i) 9 sides (ii) 15 sides

Solution:

Sum of angles a regular polygon having side $n = (n-2) \times 180^\circ$

(i) Sum of angles a regular polygon having side 9 = $(9-2) \times 180^\circ = 7 \times 180^\circ = 1260^\circ$

Each interior angle = $1260/9 = 140^\circ$

Each exterior angle = $180^\circ - 140^\circ = 40^\circ$

Or,

Each exterior angle = sum of exterior angles/Number of angles = $360/9 = 40^\circ$

(ii) Sum of angles a regular polygon having side 15 = $(15-2) \times 180^\circ$

= $13 \times 180^\circ = 2340^\circ$

Each interior angle = $2340/15 = 156^\circ$

Each exterior angle = $180^\circ - 156^\circ = 24^\circ$

Or,

Each exterior angle = sum of exterior angles/Number of angles = $360/15 = 24^\circ$

3. How many sides does a regular polygon have if the measure of an exterior angle is 24° ?

Solution:

Each exterior angle = sum of exterior angles/Number of angles

$24^\circ = 360 / \text{Number of sides}$

$\Rightarrow \text{Number of sides} = 360/24 = 15$

Thus, the regular polygon has 15 sides.

4. How many sides does a regular polygon have if each of its interior angles is 165° ?

Solution:

Interior angle = 165°

Exterior angle = $180^\circ - 165^\circ = 15^\circ$

Number of sides = sum of exterior angles/ exterior angles

$\Rightarrow \text{Number of sides} = 360/15 = 24$

Thus, the regular polygon has 24 sides.

5.

a) Is it possible to have a regular polygon with measure of each exterior angle as 22° ?

b) Can it be an interior angle of a regular polygon? Why?

Solution:

a) Exterior angle = 22°

Number of sides = sum of exterior angles/ exterior angle

$\Rightarrow \text{Number of sides} = 360/22 = 16.36$

No, we can't have a regular polygon with each exterior angle as 22° as it is not divisor of 360.

b) Interior angle = 22°

Exterior angle = $180^\circ - 22^\circ = 158^\circ$

No, we can't have a regular polygon with each exterior angle as 158° as it is not divisor of 360.

6.

a) What is the minimum interior angle possible for a regular polygon? Why?

NCERT Solution For Class 8 Maths Chapter 3- Understanding Quadrilaterals

b) What is the maximum exterior angle possible for a regular polygon?

Solution:

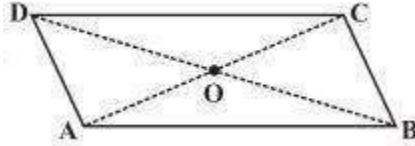
a) Equilateral triangle is regular polygon with 3 sides has the least possible minimum interior angle because the regular with minimum sides can be constructed with 3 sides at least. Since, sum of interior angles of a triangle = 180°
Each interior angle = $180/3 = 60^\circ$

b) Equilateral triangle is regular polygon with 3 sides has the maximum exterior angle because the regular polygon with least number of sides have the maximum exterior angle possible. Maximum exterior possible = $180 - 60^\circ = 120^\circ$



Exercise 3.3

1. Given a parallelogram ABCD. Complete each statement along with the definition or property used.



- (i) $AD = \dots\dots$ (ii) $\angle DCB = \dots\dots$
 (iii) $OC = \dots\dots$ (iv) $m\angle DAB + m\angle CDA = \dots\dots$

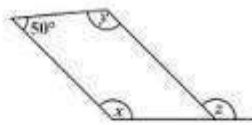
Solution:

- (i) $AD = BC$ (Opposite sides of a parallelogram are equal)
 (ii) $\angle DCB = \angle DAB$ (Opposite angles of a parallelogram are equal)
 (iii) $OC = OA$ (Diagonals of a parallelogram are equal)
 (iv) $m\angle DAB + m\angle CDA = 180^\circ$

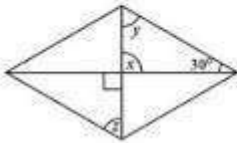
2. Consider the following parallelograms. Find the values of the unknown x, y, z



(i)



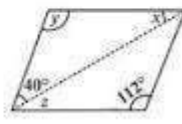
(ii)



(iii)



(iv)



(v)

Solution:

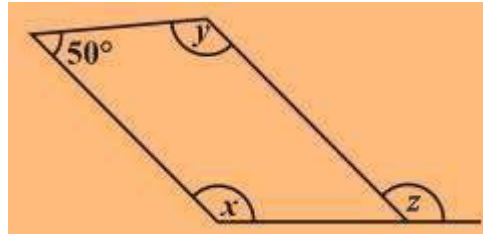
(i)



- $y = 100^\circ$ (opposite angles of a parallelogram)
 $x + 100^\circ = 180^\circ$ (Adjacent angles of a parallelogram)
 $\Rightarrow x = 180^\circ - 100^\circ = 80^\circ$
 $x = z = 80^\circ$ (opposite angles of a parallelogram)
 $\therefore, x = 80^\circ, y = 100^\circ$ and $z = 80^\circ$

NCERT Solution For Class 8 Maths Chapter 3- Understanding Quadrilaterals

(ii)

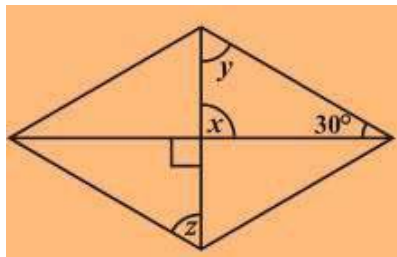


$$50^\circ + x = 180^\circ \Rightarrow x = 180^\circ - 50^\circ = 130^\circ \text{ (Adjacent angles of a parallelogram)}$$

$$x = y = 130^\circ \text{ (opposite angles of a parallelogram)}$$

$$x = z = 130^\circ \text{ (corresponding angle)}$$

(iii)



$$x = 90^\circ \text{ (vertical opposite angles)}$$


$$x + y + 30^\circ = 180^\circ \text{ (angle sum property of a triangle)}$$

$$\Rightarrow 90^\circ + y + 30^\circ = 180^\circ$$

$$\Rightarrow y = 180^\circ - 120^\circ = 60^\circ$$

$$\text{also, } y = z = 60^\circ \text{ (alternate angles)}$$

(iv)



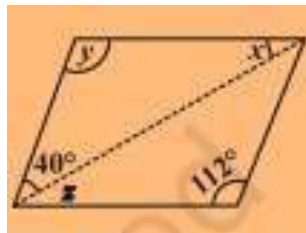
$$z = 80^\circ \text{ (corresponding angle) } z$$

$$= y = 80^\circ \text{ (alternate angles) } x$$

$$+ y = 180^\circ \text{ (adjacent angles)}$$

$$\Rightarrow x + 80^\circ = 180^\circ \Rightarrow x = 180^\circ - 80^\circ = 100^\circ$$

(v)



$$x = 28^\circ$$

NCERT Solution For Class 8 Maths Chapter 3- Understanding Quadrilaterals

$$y = 112^\circ$$

$$z = 28^\circ$$

3. Can a quadrilateral ABCD be a parallelogram if

(i) $\angle D + \angle B = 180^\circ$?

(ii) $AB = DC = 8 \text{ cm}$, $AD = 4 \text{ cm}$ and $BC = 4.4 \text{ cm}$?

(iii) $\angle A = 70^\circ$ and $\angle C = 65^\circ$?

Solution:

(i) Yes, a quadrilateral ABCD be a parallelogram if $\angle D + \angle B = 180^\circ$ but it should also fulfilled some conditions which are:

(a) The sum of the adjacent angles should be 180° .

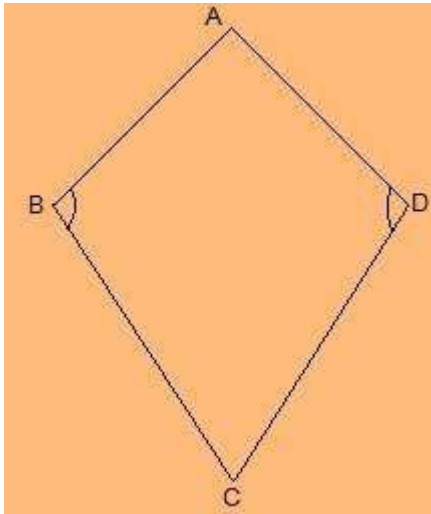
(b) Opposite angles must be equal.

(ii) No, opposite sides should be of same length. Here, $AD \neq BC$

(iii) No, opposite angles should be of same measures. $\angle A \neq \angle C$

4. Draw a rough figure of a quadrilateral that is not a parallelogram but has exactly two opposite angles of equal measure.

Solution:



ABCD is a figure of quadrilateral that is not a parallelogram but has exactly two opposite angles that is $\angle B = \angle D$ of equal measure. It is not a parallelogram because $\angle A \neq \angle C$.

5. The measures of two adjacent angles of a parallelogram are in the ratio 3 : 2. Find the measure of each of the angles of the parallelogram.

Solution:

Let the measures of two adjacent angles $\angle A$ and $\angle B$ be $3x$ and $2x$ respectively in parallelogram ABCD.

$$\angle A + \angle B = 180^\circ$$

$$\Rightarrow 3x + 2x = 180^\circ$$

NCERT Solution For Class 8 Maths Chapter 3- Understanding Quadrilaterals

$$\Rightarrow 5x = 180^\circ$$

$$\Rightarrow x = 36^\circ$$

We know that opposite sides of a parallelogram are equal.

$$\angle A = \angle C = 3x = 3 \times 36^\circ = 108^\circ$$

$$\angle B = \angle D = 2x = 2 \times 36^\circ = 72^\circ$$

6. Two adjacent angles of a parallelogram have equal measure. Find the measure of each of the angles of the parallelogram.

Solution:

Let ABCD be a parallelogram.

Sum of adjacent angles of a parallelogram = 180°

$$\angle A + \angle B = 180^\circ$$

$$\Rightarrow 2\angle A = 180^\circ$$

$$\Rightarrow \angle A = 90^\circ$$

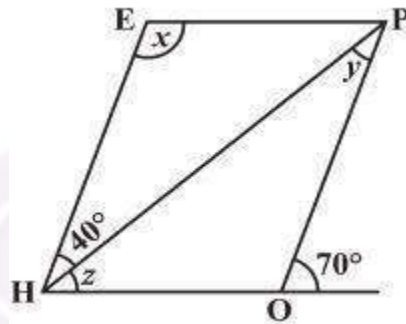
$$\text{also, } 90^\circ + \angle B = 180^\circ$$

$$\Rightarrow \angle B = 180^\circ - 90^\circ = 90^\circ$$

$$\angle A = \angle C = 90^\circ$$

$$\angle B = \angle D = 90^\circ$$

7. The adjacent figure HOPE is a parallelogram. Find the angle measures x, y and z. State the properties you use to find them.



Solution:

$$y = 40^\circ \text{ (alternate interior angle)}$$

$$\angle P = 70^\circ \text{ (alternate interior angle)}$$

$$\angle P = \angle H = 70^\circ \text{ (opposite angles of a parallelogram)}$$

$$z = \angle H - 40^\circ = 70^\circ - 40^\circ = 30^\circ$$

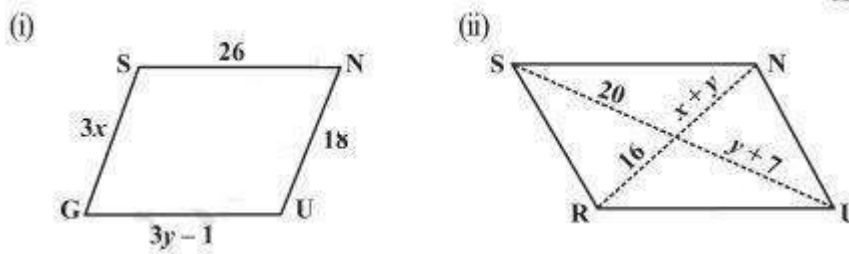
$$\angle H + x = 180^\circ$$

$$\Rightarrow 70^\circ + x = 180^\circ$$

$$\Rightarrow x = 180^\circ - 70^\circ = 110^\circ$$

8. The following figures GUNS and RUNS are parallelograms. Find x and y. (Lengths are in cm)

NCERT Solution For Class 8 Maths Chapter 3- Understanding Quadrilaterals



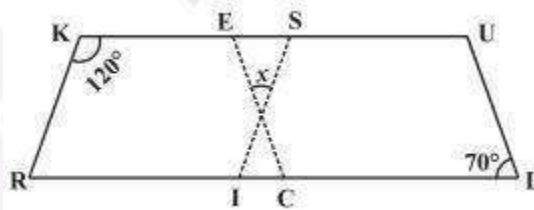
Solution:

(i) $SG = NU$ and $SN = GU$ (opposite sides of a parallelogram are equal)
 $3x = 18$
 $x = 18/3$
 $\Rightarrow x = 6$

$3y - 1 = 26$ and,
 $\Rightarrow 3y = 26 + 1$
 $\Rightarrow y = 27/3 = 9$
 $x = 6$ and $y = 9$

(ii) $20 = y + 7$ and $16 = x + y$ (diagonals of a parallelogram bisect each other)
 $y + 7 = 20$
 $\Rightarrow y = 20 - 7 = 13$ and,
 $x + y = 16$
 $\Rightarrow x + 13 = 16$
 $\Rightarrow x = 16 - 13 = 3$
 $x = 3$ and $y = 13$

9. In the above figure both RISK and CLUE are parallelograms. Find the value of x.



Solution:

$\angle K + \angle R = 180^\circ$ (adjacent angles of a parallelogram are supplementary)
 $\Rightarrow 120^\circ + \angle R = 180^\circ$
 $\Rightarrow \angle R = 180^\circ - 120^\circ = 60^\circ$
 also, $\angle R = \angle SIL$ (corresponding angles)
 $\Rightarrow \angle SIL = 60^\circ$
 also, $\angle ECR = \angle L = 70^\circ$ (corresponding angles)
 $x + 60^\circ + 70^\circ = 180^\circ$ (angle sum of a triangle)
 $\Rightarrow x + 130^\circ = 180^\circ$
 $\Rightarrow x = 180^\circ - 130^\circ = 50^\circ$

10. Explain how this figure is a trapezium. Which of its two sides are parallel? (Fig 3.32)

NCERT Solution For Class 8 Maths Chapter 3- Understanding Quadrilaterals

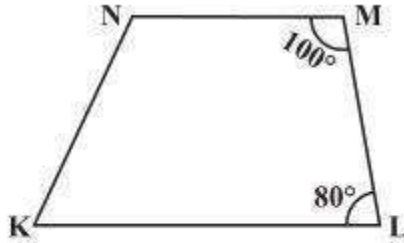


Fig 3.32

Solution:

When a transversal line intersects two lines in such a way that the sum of the adjacent angles on the same side of transversal is 180° then the lines are parallel to each other.
 Here, $\angle M + \angle L = 100^\circ + 80^\circ = 180^\circ$
 Thus, $MN \parallel LK$
 As the quadrilateral KLMN has one pair of parallel line therefore it is a trapezium.
 MN and LK are parallel lines.

11. Find $m\angle C$ in Fig 3.33 if $AB \parallel DC$?

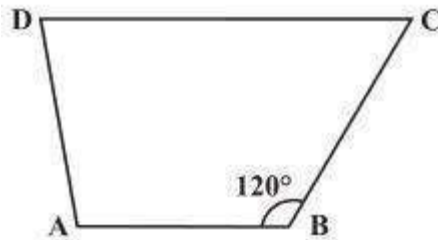


Fig 3.33

Solution:

$$m\angle C + m\angle B = 180^\circ \text{ (angles on the same side of transversal)}$$

$$\Rightarrow m\angle C + 120^\circ = 180^\circ$$

$$\Rightarrow m\angle C = 180^\circ - 120^\circ = 60^\circ$$

12. Find the measure of $\angle P$ and $\angle S$ if $SP \parallel RQ$? in Fig 3.34. (If you find $m\angle R$, is there more than one method to find $m\angle P$?)

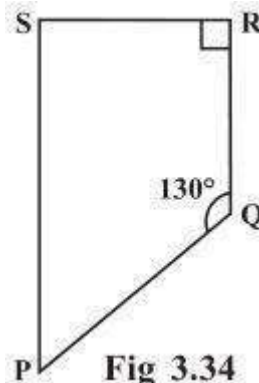


Fig 3.34

Solution:

NCERT Solution For Class 8 Maths Chapter 3- Understanding Quadrilaterals

$\angle P + \angle Q = 180^\circ$ (angles on the same side of transversal)
 $\Rightarrow \angle P + 130^\circ = 180^\circ$
 $\Rightarrow \angle P = 180^\circ - 130^\circ = 50^\circ$
also, $\angle R + \angle S = 180^\circ$ (angles on the same side of transversal)
 $\Rightarrow 90^\circ + \angle S = 180^\circ$
 $\Rightarrow \angle S = 180^\circ - 90^\circ = 90^\circ$
Thus, $\angle P = 50^\circ$ and $\angle S = 90^\circ$

Yes, there are more than one method to find $m\angle P$.
PQRS is a quadrilateral. Sum of measures of all angles is 360° .
Since, we know the measurement of $\angle Q$, $\angle R$ and $\angle S$.
 $\angle Q = 130^\circ$, $\angle R = 90^\circ$ and $\angle S = 90^\circ$
 $\angle P + 130^\circ + 90^\circ + 90^\circ = 360^\circ$
 $\Rightarrow \angle P + 310^\circ = 360^\circ$
 $\Rightarrow \angle P = 360^\circ - 310^\circ = 50^\circ$



Exercise 3.4

1. State whether True or False.

- (a) All rectangles are squares.
- (b) All rhombuses are parallelograms.
- (c) All squares are rhombuses and also rectangles.
- (d) All squares are not parallelograms.
- (e) All kites are rhombuses.
- (f) All rhombuses are kites.
- (g) All parallelograms are trapeziums.
- (h) All squares are

trapeziums.

Solution:

- (a) False.
Because, all square are rectangles but all rectangles are not square.
- (b) True
- (c) True
- (d) False.
Because, all squares are parallelograms as opposite sides are parallel and opposite angles are equal.
- (e) False.
Because, for example, a length of the sides of a kite are not of same length.
- (f) True
- (g) True
- (h) True

2. Identify all the quadrilaterals that have.

- (a) four sides of equal length
- (b) four right angles

Solution:

- (a) Rhombus and square have all four sides of equal length.
- (b) Square and rectangle have four right angles.

3. Explain how a square is.

- (i) a quadrilateral (ii) a parallelogram (iii) a rhombus (iv) a rectangle

Solution

- (i) Square is a quadrilateral because it has four sides.
- (ii) Square is a parallelogram because it's opposite sides are parallel and opposite angles are equal.
- (iii) Square is a rhombus because all the four sides are of equal length and diagonals bisect at right angles.
- (iv) Square is a rectangle because each interior angle, of the square, is 90°

4. Name the quadrilaterals whose diagonals.

- (i) bisect each other (ii) are perpendicular bisectors of each other (iii) are equal

Solution

NCERT Solution For Class 8 Maths Chapter 3- Understanding Quadrilaterals

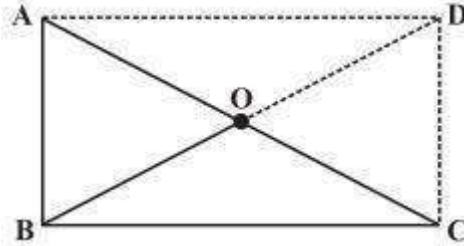
- (i) Parallelogram, Rhombus, Square and Rectangle
- (ii) Rhombus and Square
- (iii) Rectangle and Square

5. Explain why a rectangle is a convex quadrilateral.

Solution

Rectangle is a convex quadrilateral because both of its diagonals lie inside the rectangle.

6. ABC is a right-angled triangle and O is the mid-point of the side opposite to the right angle. Explain why O is equidistant from A, B and C. (The dotted lines are drawn additionally to help you).



Solution

AD and DC are drawn so that $AD \parallel BC$ and $AB \parallel DC$

$AD = BC$ and $AB = DC$

ABCD is a rectangle as opposite sides are equal and parallel to each other and all the interior angles are of 90° .

In a rectangle, diagonals are of equal length and also bisect each other.

Hence, $AO = OC = BO = OD$

Thus, O is equidistant from A, B and C.