

MISCELLANEOUS EXERCISE

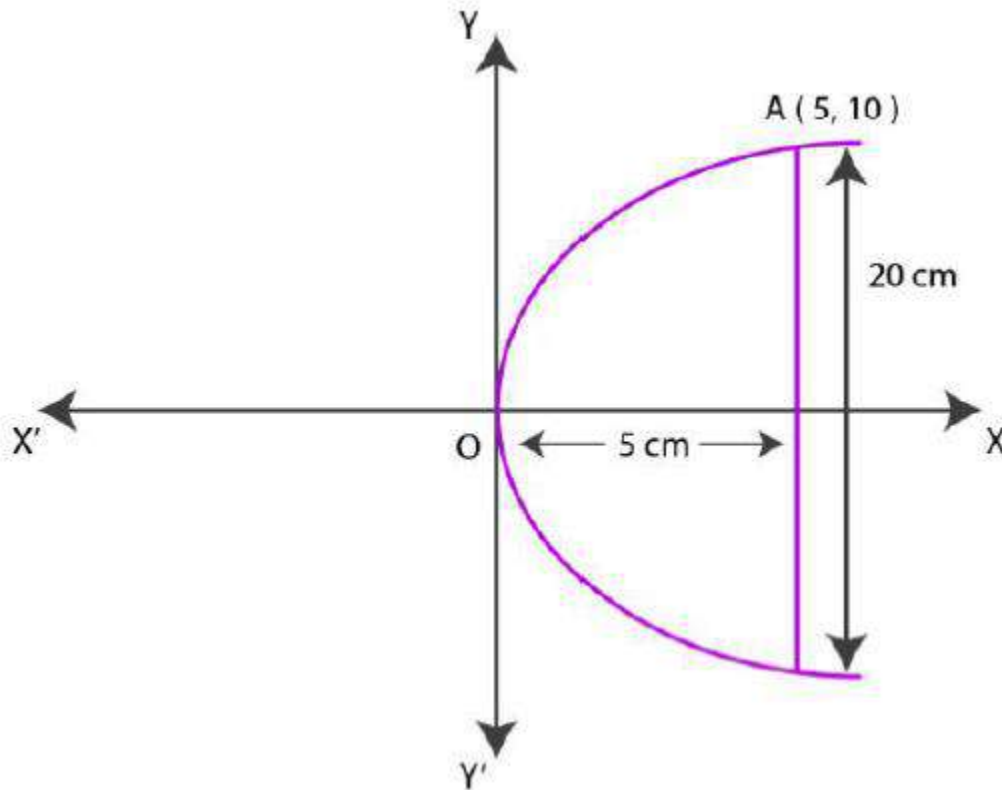
PAGE NO: 264

**1. If a parabolic reflector is 20 cm in diameter and 5 cm deep, find the focus.**

**Solution:**

We know that the origin of the coordinate plane is taken at the vertex of the parabolic reflector, where the axis of the reflector is along the positive x – axis.

Diagrammatic representation is as follows:



We know that the equation of the parabola is of the form  $y^2 = 4ax$  (as it is opening to the right)

Since, the parabola passes through point A(10, 5),

$$y^2 = 4ax$$

$$10^2 = 4a(5)$$

$$100 = 20a$$

$$a = 100/20$$

$$= 5$$

The focus of the parabola is  $(a, 0) = (5, 0)$ , which is the mid – point of the diameter.

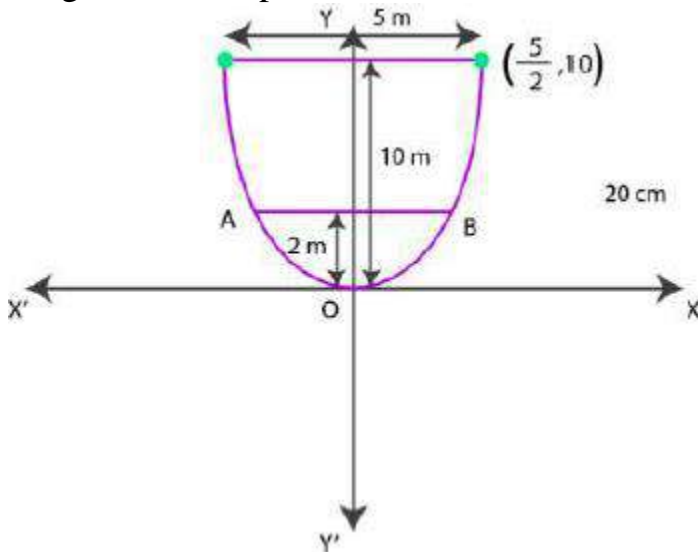
Hence, the focus of the reflector is at the mid-point of the diameter.

**2. An arch is in the form of a parabola with its axis vertical. The arch is 10 m high and 5 m wide at the base. How wide is it 2 m from the vertex of the parabola?**

**Solution:**

We know that the origin of the coordinate plane is taken at the vertex of the arch, where its vertical axis is along the negative y –axis.

Diagrammatic representation is as follows:



The equation of the parabola is of the form  $x^2 = 4ay$  (as it is opening upwards). It is given that at base arch is 10m high and 5m wide.

So,  $y = 10$  and  $x = 5/2$  from the above figure.

It is clear that the parabola passes through point  $(5/2, 10)$

$$\text{So, } x^2 = 4ay$$

$$(5/2)^2 = 4a(10)$$

$$4a = 25/(4 \times 10)$$

$$a = 5/32$$

we know the arch is in the form of a parabola whose equation is  $x^2 = 5/8y$

We need to find width, when height = 2m.

To find x, when  $y = 2$ .

When,  $y = 2$ ,

$$x^2 = 5/8 (2)$$

$$= 5/4$$

$$x = \sqrt{5/4}$$

$$= \sqrt{5}/2$$

$$AB = 2 \times \sqrt{5}/2m$$

$$= \sqrt{5}m$$

$$= 2.23m \text{ (approx.)}$$

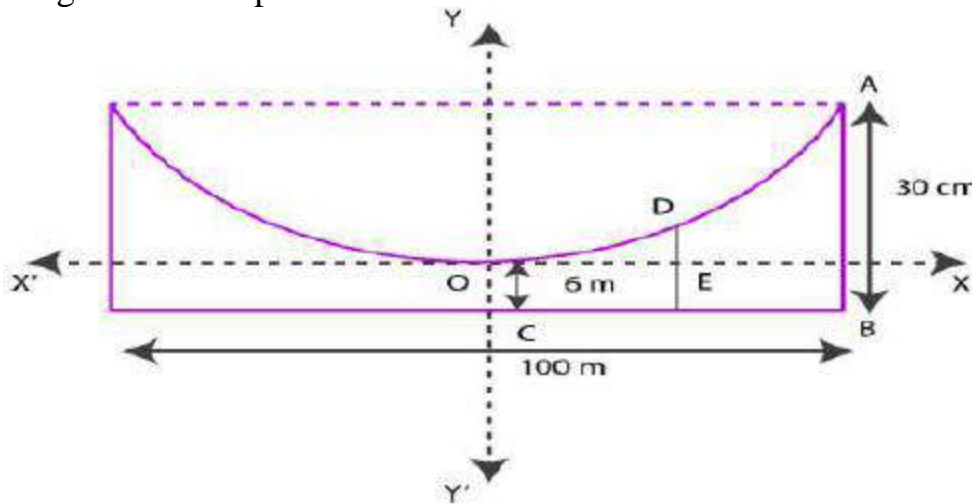
Hence, when the arch is 2m from the vertex of the parabola, its width is approximately 2.23m.

**3. The cable of a uniformly loaded suspension bridge hangs in the form of a parabola. The roadway which is horizontal and 100 m long is supported by vertical wires attached to the cable, the longest wire being 30 m and the shortest being 6 m. Find the length of a supporting wire attached to the roadway 18 m from the middle.**

**Solution:**

We know that the vertex is at the lowest point of the cable. The origin of the coordinate plane is taken as the vertex of the parabola, while its vertical axis is taken along the positive y –axis.

Diagrammatic representation is as follows:



Here, AB and OC are the longest and the shortest wires, respectively, attached to the cable.

DF is the supporting wire attached to the roadways, 18m from the middle.

So, AB = 30m, OC = 6m, and BC = 50m.

The equation of the parabola is of the form  $x^2 = 4ay$  (as it is opening upwards).

The coordinates of point A are  $(50, 30 - 6) = (50, 24)$

Since, A(50, 24) is a point on the parabola.

$$y^2 = 4ax$$

$$(50)^2 = 4a(24)$$

$$a = \frac{50 \times 50}{4 \times 24}$$

$$= \frac{625}{24}$$

Equation of the parabola,  $x^2 = 4ay = 4 \times \left(\frac{625}{24}\right)y$  or  $6x^2 = 625y$

The x – coordinate of point D is 18.

Hence, at  $x = 18$ ,

$$6(18)^2 = 625y$$

$$y = \frac{6 \times 18 \times 18}{625}$$

$$= 3.11(\text{approx.})$$

Thus, DE = 3.11 m

$$DF = DE + EF = 3.11\text{m} + 6\text{m} = 9.11\text{m}$$

Hence, the length of the supporting wire attached to the roadway 18m from the middle is approximately 9.11m.

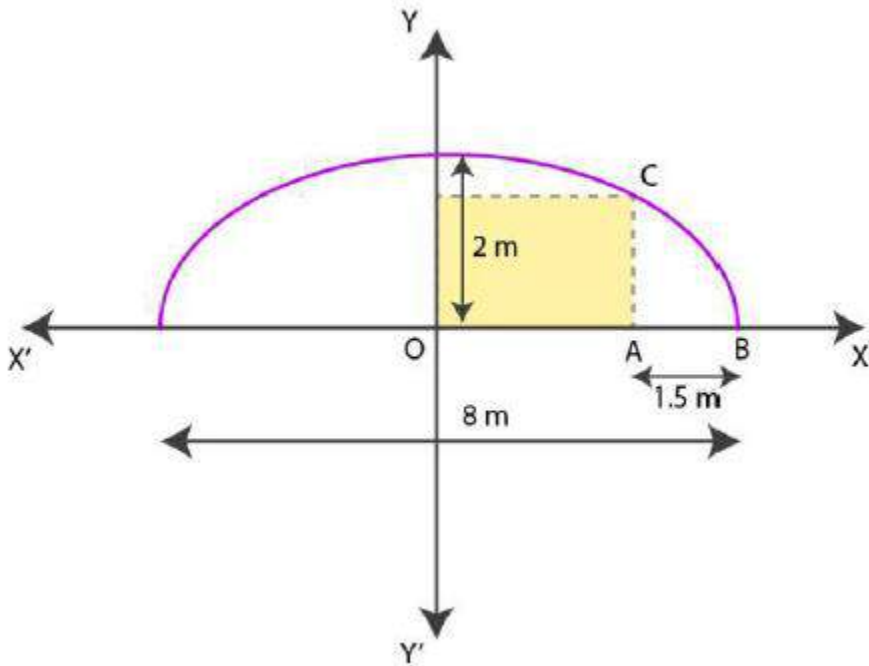
**4. An arch is in the form of a semi-ellipse. It is 8 m wide and 2 m high at the centre. Find the height of the arch at a point 1.5 m from one end.**

**Solution:**

Since, the height and width of the arc from the centre is 2m and 8m respectively, it is clear that the length of the major axis is 8m, while the length of the semi-minor axis is 2m.

The origin of the coordinate plane is taken as the centre of the ellipse, while the major axis is taken along the x-axis.

Hence, Diagrammatic representation of semi-ellipse is as follows:



The equation of the semi-ellipse will be of the form  $\frac{x^2}{16} + \frac{y^2}{4} = 1, y \geq 0$  ... (1)

Let A be a point on the major axis such that  $AB = 1.5\text{m}$ .

Now draw  $AC \perp OB$ .

$$OA = (4 - 1.5)\text{m} = 2.5\text{m}$$

The x-coordinate of point C is 2.5

On substituting the value of x with 2.5 in equation (1), we get,

$$\frac{(2.5)^2}{16} + \frac{y^2}{4} = 1$$

$$\frac{6.25}{16} + \frac{y^2}{4} = 1$$

$$y^2 = 4(1 - \frac{6.25}{16})$$

$$= 4(\frac{9.75}{16})$$

$$= 2.4375$$

$$y = 1.56 \text{ (approx.)}$$

So, AC = 1.56m

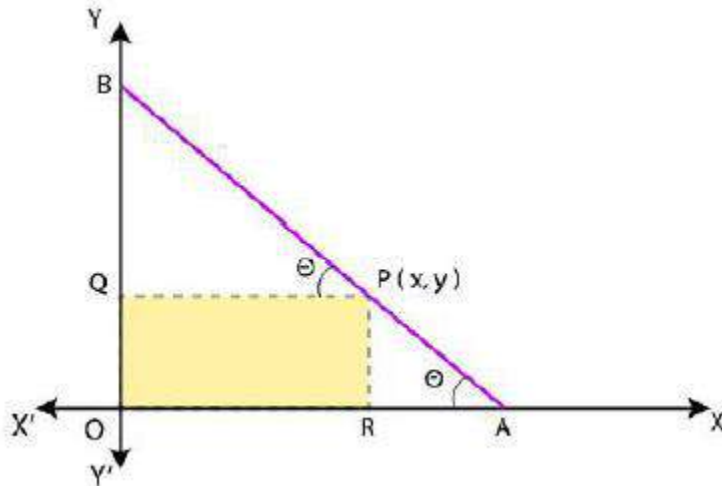
Hence, the height of the arch at a point 1.5m from one end is approximately 1.56m.

**5. A rod of length 12 cm moves with its ends always touching the coordinate axes. Determine the equation of the locus of a point P on the rod, which is 3 cm from the end in contact with the x-axis.**

**Solution:**

Let AB be the rod making an angle  $\theta$  with OX and P(x,y) be the point on it such that AP = 3cm.

Diagrammatic representation is as follows:



Then, PB = AB – AP = (12 – 3) cm = 9cm [AB = 12cm]

From P, draw PQ  $\perp$  OY and PR  $\perp$  OX.

In  $\Delta$ PBQ,  $\cos \theta = PQ/PB = x/9$

$\sin \theta = PR/PA = y/3$

we know that,  $\sin^2 \theta + \cos^2 \theta = 1$ ,

So,

$$(y/3)^2 + (x/9)^2 = 1 \text{ or}$$

$$x^2/81 + y^2/9 = 1$$

Hence, the equation of the locus of point P on the rod is  $x^2/81 + y^2/9 = 1$

**6. Find the area of the triangle formed by the lines joining the vertex of the parabola  $x^2 = 12y$  to the ends of its latus rectum.**

**Solution:**

The given parabola is  $x^2 = 12y$ .

On comparing this equation with  $x^2 = 4ay$ , we get,

$$4a = 12$$

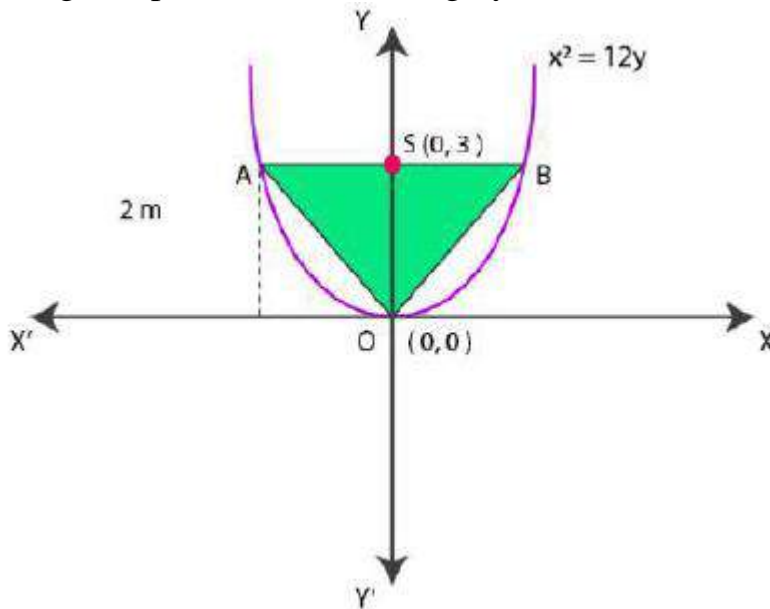
$$a = 12/4$$

$$= 3$$

The coordinates of foci are  $S(0,a) = S(0,3)$ .

Now let AB be the latus rectum of the given parabola.

The given parabola can be roughly drawn as



$$\text{At } y = 3, x^2 = 12(3)$$

$$x^2 = 36$$

$$x = \pm 6$$

So, the coordinates of A are  $(-6, 3)$ , while the coordinates of B are  $(6, 3)$

Then, the vertices of  $\Delta OAB$  are  $O(0,0)$ ,  $A(-6,3)$  and  $B(6,3)$ .

By using the formula,

$$\begin{aligned} \text{Area of } \Delta OAB &= \frac{1}{2} [0(3-3) + (-6)(3-0) + 6(0-3)] \text{ unit}^2 \\ &= \frac{1}{2} [(-6)(3) + 6(-3)] \text{ unit}^2 \\ &= \frac{1}{2} [-18-18] \text{ unit}^2 \\ &= \frac{1}{2} [-36] \text{ unit}^2 \\ &= 18 \text{ unit}^2 \end{aligned}$$

$\therefore$  Area of  $\Delta OAB$  is  $18 \text{ unit}^2$

**7. A man running a racecourse notes that the sum of the distances from the two flag posts from him is always 10 m and the distance between the flag posts is 8 m.**

**Find the equation of the posts traced by the man.**

**Solution:**

Let A and B be the positions of the two flag posts and  $P(x, y)$  be the position of the man.

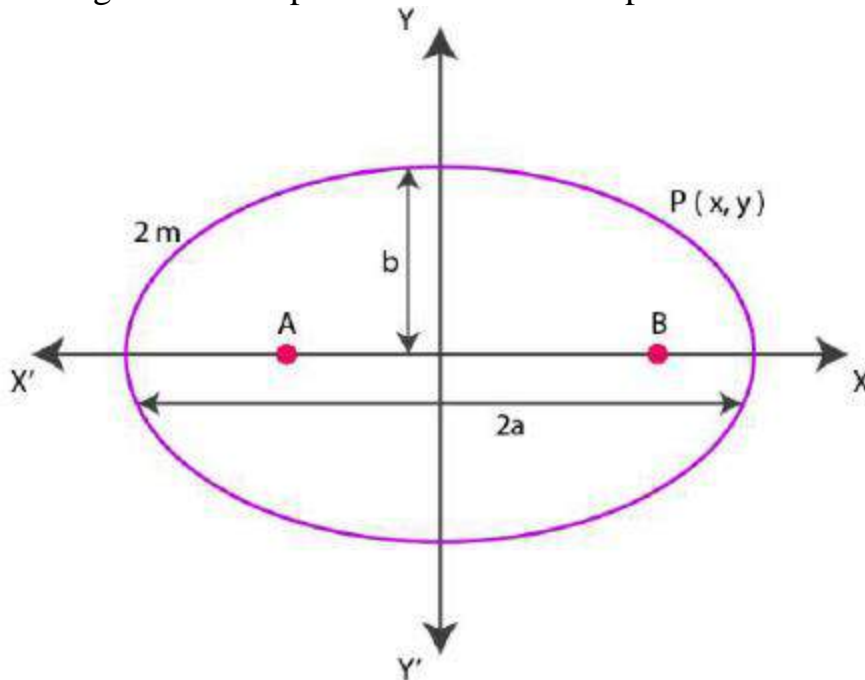
So,  $PA + PB = 10$ .

We know that if a point moves in plane in such a way that the sum of its distance from two fixed point is constant, then the path is an ellipse and this constant value is equal to the length of the major axis of the ellipse.

Then, the path described by the man is an ellipse where the length of the major axis is 10m, while points A and B are the foci.

Now let us take the origin of the coordinate plane as the centre of the ellipse, and taking the major axis along the x- axis,

The diagrammatic representation of the ellipse is as follows:



The equation of the ellipse is in the form of  $x^2/a^2 + y^2/b^2 = 1$ , where 'a' is the semi-major axis.

$$\text{So, } 2a = 10$$

$$a = 10/2$$

$$= 5$$

$$\text{Distance between the foci, } 2c = 8$$

$$c = 8/2$$

$$= 4$$

By using the relation,  $c = \sqrt{a^2 - b^2}$ , we get,

$$4 = \sqrt{25 - b^2}$$

$$16 = 25 - b^2$$

$$b^2 = 25 - 16$$

$$= 9$$

$$b = 3$$

Hence, equation of the path traced by the man is  $x^2/25 + y^2/9 = 1$

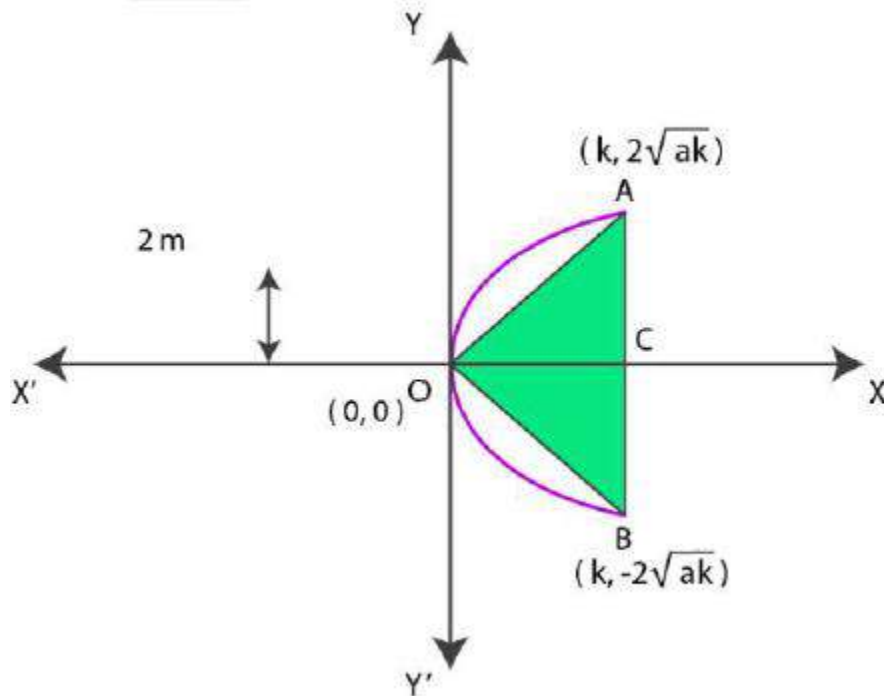
**8. An equilateral triangle is inscribed in the parabola  $y^2 = 4ax$ , where one vertex is at the vertex of the parabola. Find the length of the side of the triangle.**

**Solution:**

Let us consider OAB be the equilateral triangle inscribed in parabola  $y^2 = 4ax$ .

Let AB intersect the x – axis at point C.

Diagrammatic representation of the ellipse is as follows:



Now let  $OC = k$

From the equation of the given parabola, we have,

$$\text{So, } y^2 = 4ak$$

$$y = \pm 2\sqrt{ak}$$

The coordinates of points A and B are  $(k, 2\sqrt{ak})$ , and  $(k, -2\sqrt{ak})$

$$AB = CA + CB$$

$$= 2\sqrt{ak} + 2\sqrt{ak}$$

$$= 4\sqrt{ak}$$

Since, OAB is an equilateral triangle,  $OA^2 = AB^2$ .

Then,

$$k^2 + (2\sqrt{ak})^2 = (4\sqrt{ak})^2$$

$$k^2 + 4ak = 16ak$$

$$k^2 = 12ak$$



$$k = 12a$$

$$\begin{aligned}\text{Thus, } AB &= 4\sqrt{ak} = 4\sqrt{(a \times 12a)} \\ &= 4\sqrt{12a^2} \\ &= 4\sqrt{(4a \times 3a)} \\ &= 4(2)\sqrt{3a} \\ &= 8\sqrt{3a}\end{aligned}$$

Hence, the side of the equilateral triangle inscribed in parabola  $y^2 = 4ax$  is  $8\sqrt{3a}$ .

