

The Little Bully

1. Why did all the children hate Hari?

- (i) Because he would not talk to anyone.
- (ii) Because he always pinched them.
- (iii) Because he loved stealing their food.

Solution:

- (ii) Because he always pinched them.

2. “Nobody took Hari’s hand. Nobody went near him. Nobody played with him.” This shows that Hari had

- (i) many friends.
- (ii) few friends.
- (iii) no friends.

Solution:

- (iii) no friends.

3. Which of the following actions would make a friendly person? Write them down.

- Respecting other people.
- Eating a small child’s tiffin.
- Calling people rude names.
- Pushing a smaller boy and making him cry.
- Being helpful to everyone.
- Helping your classmates in school.
- Mocking at friends and hurting their feelings.
- Protecting a weaker person.

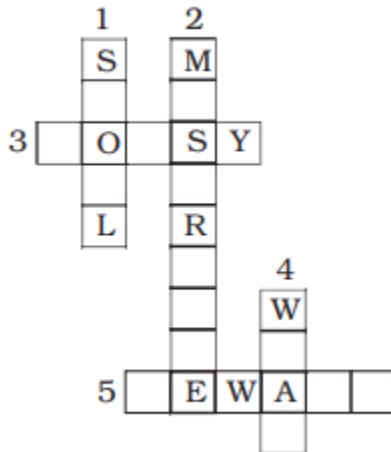
Solution:

The actions which make a friendly person are

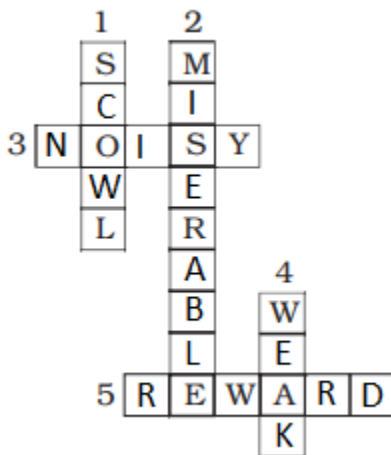
- Respecting other people.
- Being helpful to everyone.
- Helping your classmates in school.
- Protecting a weaker person.

4. Find out words which are opposites or are closest to being the opposites of the words given below. Then write down the opposites in the grid.

Down	Across
1. Smile	3. quiet
2. happy	5. punish
4. strong	



Solution:



5. Hari was pinched till he was black and blue. 'Black and blue' means

- (i) Hari fell down in pain.
- (ii) there were bruises on his body.
- (iii) Hari painted himself in colours.
- (iv) Hari had a black and blue shirt.

Solution:

Black and blue means there were bruises on his body.

6. 'I shan't pinch anyone anymore'. Shan't means.

- (i) shall
- (ii) should
- (iii) shall not
- (iv) will not

Solution:

Shan't means shall not

7. Give the full forms of

won't _____

weren't _____

wouldn't _____

couldn't _____

Solution:

won't will not
weren't were not
wouldn't would not
couldn't could not

A girl was sitting quietly beside him. Hari leapt to his feet, crying loudly. The words quietly and loudly tell us how an action is being done.

8. Find five more words ending in which denote how something is done

- (i) _____ ly
(ii) _____ ly
(iii) _____ ly
(iv) _____ ly
(v) _____ ly

Solution:

- (i) bravely
(ii) neatly
(iii) softly
(iv) quickly
(v) boldly

9. Add -ly to the following words.

clear	merry	weary	double
dreary	bright	bad	fond

Now can you make sentences with these words.

Solution:

- clear - clearly

The new girl in the class cannot speak the language clearly.

- merry - merrily

Rohan celebrated his birthday merrily.

- weary - wearily

He walked up the stairs wearily carrying heavy packs.

- double - doubly

He felt doubly guilty for not clearing his exam.

- dreary - drearily

She stared at herself drearily in the mirror.

- bright - brightly

He smiled brightly as she wished him.

- bad - badly

The car was badly damaged in the accident.

- fond - fondly

Every mother touches her child fondly.

10. Complete the blanks with rhyming words of the following and practice aloud.

bruise	c _____
carriage	m _____
prawn	d _____
creatures	fe _____
teachers	pr _____
vowed	c _____
bruise	choose
carriage	marriage
prawn	dawn
creatures	features
teachers	preachers
vowed	cloud

11. How did the seaside creatures, the crab, the lobster etc. teach Hari a lesson? Write in a few lines.

Solution:

The seaside creatures, the crab, the lobster pinched Hari with their pincer- like claws. They pinched him until he became black and blue and cried in pain. From this incident he realised they did what he had been doing to other children. He came to know the pain of being pinched by others. He took a vow not to pinch or prick other children anymore.


12. Now fill in the blanks with appropriate articles

- (i) Hari was _____ unpopular boy.
 (ii) The boys and girls went to _____ seaside for a picnic.
 (iii) He saw _____ big crab coming towards him.
 (iv) I found _____ empty bottle, floating in the water.
 (v) _____ sea creatures ate his food.

Solution:

- (i) Hari was an unpopular boy.
 (ii) The boys and girls went to the seaside for a picnic.
 (iii) He saw a big crab coming towards him.
 (iv) I found an empty bottle, floating in the water.
 (v) The sea creatures ate his food.

13. Can you tell the difference between a turtle and a tortoise? Write a few lines.



Solution:

1. Turtles have a flat back whereas tortoises have a dome shaped back.
2. Turtles live both on land and in water whereas tortoises live on water.
3. Turtles are omnivores whereas tortoises are herbivores.
4. Turtle shells are lighter whereas tortoise shells are harder.
5. Turtles are found in America and Africa whereas tortoises are found in Asia and Africa.

14. Describe what is happening in the picture. Use **is/are** and **_ing** to make your sentences. Clues are given in the box.

swing	sit	climb
lick	slid	kick



For example Krishna is swinging.

- (i) Mary _____ up the slide.
- (ii) Hari _____ and boxing her.
- (iii) Little Bitoo _____ a lollipop
- (iv) Rita _____ down the slide.

Solution:

- (i) Mary **is climbing** up the slide.
- (ii) Hari **is kicking** and boxing her.

- (iii) Little Bitoo **is licking** a lollipop.
(iv) Rita **is sliding** down the slide.


15. Imagine what the children will do in the playground tomorrow. You can take some hints from the words given in the box. e.g. John will play kabbadi tomorrow.

play	football	jump
race	badminton	run

Solution:

1. Rohanpreet will play tennis.
2. Sunil will play football tomorrow.
3. Sanjay will jump.
4. Vijay and Tarun will take part in the race.
5. Ranjeet will play badminton in this tournament.
6. Anita and Sunita will run.

16. Work in groups of four. See the picture of a shipwreck at the bottom of the ocean. Suppose you went deep-sea diving. What would you find? Think of all the words that come to your mind, then build a paragraph. Share your story with other groups.



Solution:

If I went deep sea diving, I would see all the colourful water animals. I would find colourful fish, lobsters in the sea. I may also find precious jewels which I wish to collect. I may find the pearls in the shells present in the sea. I can observe the starfish, turtles sunk at the bottom.