


# RAINBOW

## (ENGLISH CLASS II)



ਸਿੱਖਿਆ ਅਤੇ ਭਲਾਈ ਵਿਭਾਗ, ਪੰਜਾਬ ਦਾ ਸਾਂਝਾ ਉਪਰਾਲਾ



# Punjab School Education Board

Sahibzada Ajit Singh Nagar

© Punjab Government

**First Edition : 2018-19**

**Revised Edition : 2020-21 ..... 2,16,200 copies**

**Revised Edition : 2021-22 ..... 2,29,800 copies**

All rights, including those of translation, reproduction  
and annotation etc., are reserved by the  
Punjab Government.

**Co-ordinator** : Surabhi Jaikwal  
**Cover design** : Manjit Singh Dhillon

#### WARNING

1. The Agency-holders shall not add any extra binding with a view to charge extra money for the binding. (Ref. Cl. No. 7 of agreement with Agency-holders).
2. Printing, Publishing, Stocking, Holding or Selling etc., of spurious Text-books qua text-books printed and published by the Punjab School Education Board is a cognizable offence under Indian Penal Code.  
(The textbooks of the Punjab School Education Board are printed on paper carrying water mark of the Board.)



ਸਿੱਖਿਆ ਅਤੇ ਭਲਾਈ ਵਿਭਾਗ, ਪੰਜਾਬ ਦਾ ਸਾਂਝਾ ਉਪਰਾਲਾ

**ਇਹ ਪੁਸਤਕ ਵਿਕਰੀ ਲਈ ਨਹੀਂ ਹੈ।**

---

**Published by :** Secretary, Punjab School Education Board, Vidya Bhavan Phase-8 Sahibzada  
Ajit Singh Nagar-160062 & Printed by **Nav Durga Offset Printers**, Moorat



# Foreword

The Punjab School Education Board has always focussed on imparting quality education and information to the students of the state. The English language is of humongous global significance. Therefore, the curriculum is so designed that our students do not lag behind as far as the proficiency in English is concerned. Keeping in view this need, PSEB is all set to improve the teaching and learning of English at Primary school level.

The present book has been prepared under the guidance of Director Academics, Punjab School Education Board. The book has been developed as per recommendations of NCF 2005 , PCF 2013 and learning outcomes issued by NCERT. The goal of writing this book is attainment of basic proficiency and development of language into an instrument of knowledge acquisition. Through this book, efforts have been made to teach English in a meaningful context which is input rich and drawn from the immediate environment.

Hopefully the readers of this book will find it an interesting read. However, the comments and suggestions for improvement are welcome from the teachers and readers of the book.

**Chairman**  
**Punjab School Education Board**

## TEXTBOOK DEVELOPMENT COMMITTEE

### • WRITERS

1. Harjit Kaur, G.P.S. Raipur Kalan, S.A.S. Nagar
2. Neelam kumari, G.P.S. Rurka, S.A.S. Nagar
3. Gurpreet Kaur, G.P.S. Safera, Patiala

### • VETTERS

1. Kuldip Kumar Varma, S.C.E.R.T., Punjab
2. Navneet Kaur, S.C.E.R.T., Punjab
3. Sunita Singh, English Mistress, GHS Mansoorwal Dona , Kapurthala
4. Rosy Mehta, SS Mistress, GSSS Attati , Ferozpur

## Learning Outcomes

### The learner

- sing songs/rhymes with action.
- responds to comprehension questions related to stories and poem, in home language/English/using language. orally and in writing (phrases/short sentences)
- identifies characters, and sequence of events in a story.
- expresses verbally her/his opinion and asks questions about the characters, storyline. etc., in English/home language.
- draws/writes a few words/short sentence in response to poems and stories.
- listens to English words, greetings, polite forms of expression, and responds in English/home language like 'How are you?. 'I'm fine, thank you.' etc.
- uses simple adjectives related to size, shape colour, weight, texture such as big', 'small', 'round', 'pink' 'red' 'heavy' 'light' 'soft' etc.
- listen to short texts from children's section of newspaper, read out by the teacher.
- listens to instructions and draws a picture.
- uses pronouns related to gender like 'his/her, he/she', 'it' and other pronouns like this' that', here/there' these/those' etc.
- uses prepositions like 'before', 'between'.
- composes and writes simple, short sentences with space between words.

Sr no.	Lesson	objective	Listening and speaking skills	Reading and writing skills	Activity
1	English Alphabet	Revision of concepts learnt in previous class	<ul style="list-style-type: none"> <li>To listen and speak phonetic sounds</li> <li>To recite rhymes with actions and gestures</li> <li>Use greetings as and when required</li> </ul>	<ul style="list-style-type: none"> <li>To read and write capital and small letters</li> <li>Able to write letters in sequence</li> <li>Able to read jumbled letters</li> </ul>	<ul style="list-style-type: none"> <li>Use multimedia (audio-visual aids) for reinforcing sounds of letters</li> </ul>
2	Cursive letters	To enable the students to write in cursive	<ul style="list-style-type: none"> <li>To listen and follow instructions</li> <li>Vocabulary related to parts of body.</li> </ul>	<ul style="list-style-type: none"> <li>To read and write letters written in cursive form</li> <li>To write properly in four lines</li> </ul>	Activity related to action words
3	Vowel sound 'a'	To enable the students to construct 3 letter words having 'a' in middle	<ul style="list-style-type: none"> <li>Different sounds of vowel 'a'</li> <li>Recites rhyme about good habits.</li> </ul>	<ul style="list-style-type: none"> <li>To read and write 3-4 letter words, phrases and sentences with vowel 'a'</li> <li>To understand the meaning of these words with help of pictures.</li> </ul>	<ul style="list-style-type: none"> <li>Pair-up</li> <li>Same-Same</li> <li>Run to make a word</li> </ul>
4	Vowel sound 'e'	To enable the students to construct 3 letter words having 'e' in middle	<ul style="list-style-type: none"> <li>Different sounds of vowel 'e'</li> <li>Gives introduction of self</li> <li>Answers to specific questions</li> </ul>	<ul style="list-style-type: none"> <li>To read and write 3-4 letter words, phrases and sentences with vowel 'e'</li> <li>To understand the meaning of these words with help of pictures.</li> </ul>	<ul style="list-style-type: none"> <li>Run and circle</li> </ul>
5	Vowel sound 'i'	To enable the students to construct 3 letter words having 'i' in middle	<ul style="list-style-type: none"> <li>Different sounds of vowel 'i'</li> <li>Able to speak new words related to sky, kitchen, bathroom etc.</li> <li>Names of animals</li> </ul>	<ul style="list-style-type: none"> <li>To read and write 3-4 letter words, phrases and sentences with vowel 'i'</li> <li>To understand the meaning of these words with help of pictures.</li> </ul>	<ul style="list-style-type: none"> <li>Make up a word</li> </ul>
6	Vowel sound 'o'	To enable the students to construct 3 letter words having 'o' in middle	<ul style="list-style-type: none"> <li>Different sounds of vowel 'o'</li> <li>Able to speak new words related to sky, kitchen, bathroom etc.</li> <li>Names of animals</li> </ul>	<ul style="list-style-type: none"> <li>To read and write 3-4 letter words, phrases and sentences with vowel 'o'</li> <li>To understand the meaning of these words with help of pictures.</li> </ul>	<ul style="list-style-type: none"> <li>Passing the parcel</li> </ul>
7	Vowel sound 'u'	To enable the students to	<ul style="list-style-type: none"> <li>Listen and speak different sounds</li> </ul>	<ul style="list-style-type: none"> <li>To read and write 3-4 letter words,</li> </ul>	<ul style="list-style-type: none"> <li>Sort out</li> </ul>

		construct 3 letter words having 'u' in middle	of vowel 'u'	<ul style="list-style-type: none"> <li>Listen and speak comparative sounds like fit-fat, leg-log, hat-hut etc.</li> </ul>	<ul style="list-style-type: none"> <li>phrases and sentences with vowel 'u'</li> <li>To read and write comparative sounds like fit-fat, leg-log, hat-hut etc..</li> <li>Use of 'and'</li> </ul>	
8	In/on/under	To enable students to understand sentence structure.	To listen and speak vocabulary related to counting		<ul style="list-style-type: none"> <li>To use in/on/under in sentences.</li> <li>To read and write these sentences with understanding</li> </ul>	
9	Use of a/an	To differentiate on basis of vowel and consonant sounds	To listen and speak about visual images		<ul style="list-style-type: none"> <li>To use a/an at proper place</li> <li>To develop an extensive sight word vocabulary</li> </ul>	<ul style="list-style-type: none"> <li>Making word album</li> </ul>
10	Use of this/that/these/those	To make them familiar with various concepts	To listen and speak about visual images		To use this/that/these/those appropriately	
11	Let's read and understand	To make the student understand the sentences with the help of pictures.	To listen and speak about traffic lights		To read aloud with accuracy and comprehension	
12	My computer	To identify the hardware component of a computer	To listen and speak about parts of computer		Develop an appreciation of printed language	<ul style="list-style-type: none"> <li>How to operate Computer</li> </ul>
13	Going to a zoo	To make students relish the short stories	<ul style="list-style-type: none"> <li>To listen short stories</li> </ul> To speak about characters of the story		<ul style="list-style-type: none"> <li>To read short prose</li> <li>To comprehend text</li> </ul>	<ul style="list-style-type: none"> <li>Colouring</li> </ul>
14	A pet hen	To make students relish the short stories	To listen and speak about nature through a rhyme		<ul style="list-style-type: none"> <li>To understand naming words and plural</li> <li>develop reading speed</li> <li>To make sentences</li> </ul>	<ul style="list-style-type: none"> <li>Draw and colour</li> </ul>
15	Holi	To make them familiar with the importance of festivals	To listen and speak vocabulary related to colours, days of week and seasons		<ul style="list-style-type: none"> <li>To read short prose</li> <li>To comprehend text</li> <li>To write in good handwriting</li> </ul>	<ul style="list-style-type: none"> <li>Collage making</li> </ul>



## CONTENT

<b>Lesson 1 :</b>	<b>English Alphabet</b>	<b>2-10</b>
<b>Lesson 2 :</b>	<b>Cursive Letters</b>	<b>11-23</b>
<b>Lesson 3 :</b>	<b>Vowel Sound ‘a’</b>	<b>24-36</b>
<b>Lesson 4 :</b>	<b>Vowel Sound ‘e’</b>	<b>37-49</b>
<b>Lesson 5 :</b>	<b>Vowel Sound ‘i’</b>	<b>50-62</b>
<b>Lesson 6 :</b>	<b>Vowel Sound ‘o’</b>	<b>63-73</b>
<b>Lesson 7 :</b>	<b>Vowel Sound ‘u’</b>	<b>74-84</b>
<b>Lesson 8 :</b>	<b>Use of In/On/Under</b>	<b>85-88</b>
<b>Lesson 9 :</b>	<b>Use of A/An</b>	<b>89-93</b>
<b>Lesson 10 :</b>	<b>Use of This/That/These/Those</b>	<b>94-97</b>
<b>Lesson 11 :</b>	<b>Let’s Read and Understand</b>	<b>98-104</b>
<b>Lesson 12 :</b>	<b>My Computer</b>	<b>105</b>
<b>Lesson 13 :</b>	<b>Going to a Zoo</b>	<b>106-110</b>
<b>Lesson 14 :</b>	<b>A Pet Hen</b>	<b>111-119</b>
<b>Lesson 15 :</b>	<b>Holi</b>	<b>120-124</b>

# Prayer



## Thank You God

Thank You God for the  
world so sweet

Thank you God  
for the food we eat

Thank you God for the  
birds that sing

Thank you God for  
everything.





Capital letters





A B C D E F G  
H I J K L M N O  
P Q R S T U V  
W X Y Z

Small letters

a b c d e f g  
h i j k l m n o  
p q r s t u v  
w x y z



## Fill in the blanks



Put a cross on the letter which is not in sequence.

a

b

c

~~e~~

d

e

f

i

g

h

i

m

j

k

l

m

n

q

o

p

q

u

r

s

t

u

v

w

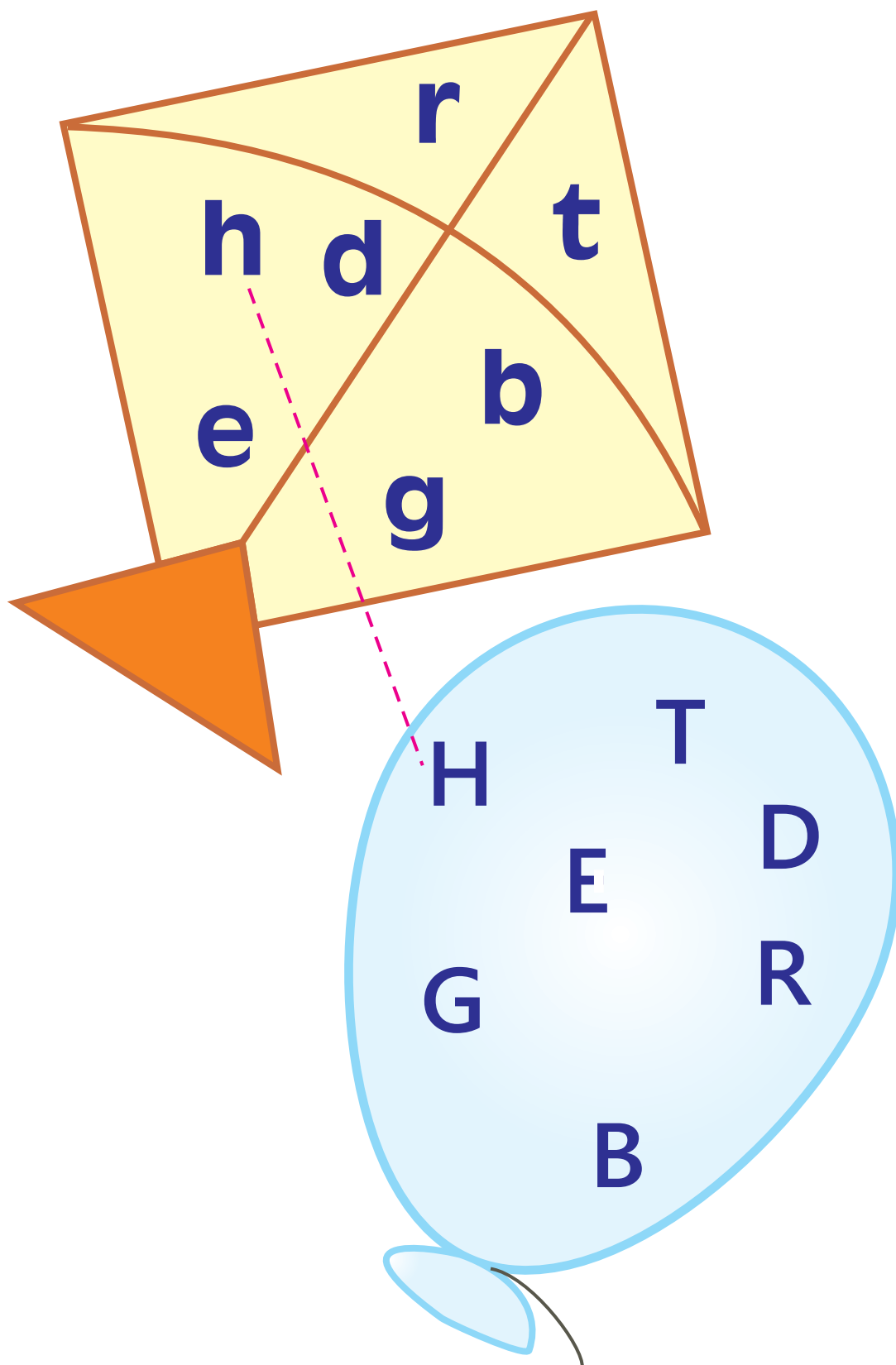
y

x



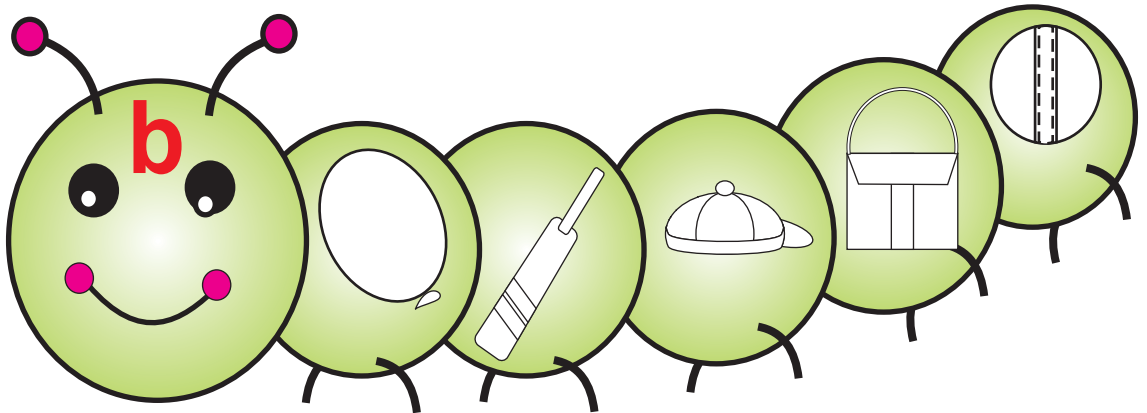
y

z

Join the capital letters with small letters.



Colour the pictures having the beginning sound like the sound of the letter given on head of the caterpillar.



# Rhyme Time....




Clap, Clap Tap Tap

Clap, clap

Clap your hands.

Clap your hands with me.



Tap, tap,

Tap your feet.

Tap your feet with me.

Hop, hop,

Hop and jump.

Hop and jump with me.



Come, come,

Come and dance.

Come and dance with me.




Note for  
Teacher

The teacher is suggested to give practice of more action words like kick, fly, cry, catch, throw etc.

# Greetings



Neelu gets up early in the morning and wishes her mother **Good morning** .



Neelu wishes her teacher **Good afternoon** when she leaves the school .




Neelu wishes her friends **Good evening** when she meets them in evening .



Neelu wishes her mother **Good night** when she goes to bed .



Neelu says 'Please' when she asks for something from anyone.



Neelu says 'Sorry' if she disturbs anyone by mistake.



# Vowels

A a

E e

I i

O o

U u

# Consonants

Bb

Cc

Dd

Ff

Gg

H h

J j

Kk

Ll

Mm

Nn

Pp

Qq

Rr

Ss

Tt

Vv

Ww

Xx

Yy

Zz



Note for  
Teacher

While teaching the concept of vowels, the teacher will focus on the sounds instead of letters. For example while teaching 'Bb' focus on the sound /b/



Lesson  
2

# *Cursive letters*



## Capital Cursive Letters ( Upper Case)

A

B

C

D

E

F

G

H

I

J

K

L

M

N

O

P

Q

R

S

T

U

V

W

X

Y

Z




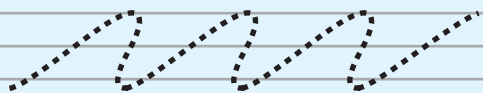
## Basic Strokes of Cursive Handwriting

*Continue the given stroke and practice it :*



# Basic Strokes of Cursive Handwriting

*Continue the given stroke and practice it :*



**Trace and write:**

A A A . .

B B B . .

C C C . .

D D D . .

E E E . .

F F F . .

G G G . .

H H H . .

I I I . .

J J J . .

K K K . .

L L L . .

M M M . .

**Trace and write:**

N

N

N

.

.

O

O

O

.

.

P

P

P

.

.

Q

Q

Q

.

.

R

R

R

.

.

S

S

S

.

.

T

T

T

.

.

U

U

U

.

.

V

V

V

.

.

W

W

W

.

.

X

X

X

.

.

Y

Y

Y

.

.

Z

Z

Z

.

.

*Write the letters*



# Small Cursive letters

(Lower Case)

a

b

c

d

e

f

g

h

i

j

k

l

m

n

o

p

q

r

s

t

u

v

w

x

y

z

## Small Cursive letters

Trace and write

a

a

a

.

.

b

b

b

.

.

c

c

c

.

.

d

d

d

.

.

e

e

e

.

.

f

f

f

.

.

g

g

g

.

.

h

h

h

.

.

i

i

i

.

.

j

j

j

.

.

k

k

k

.

.

l

l

l

.

.

m

m

m

.

.



## Trace and write

n

n

n

.

.

o

o

o

.

.

p

p

p

.

.

q

q

q

.

.

r

r

r

.

.

s

s

s

.

.

t

t

t

.

.

u

u

u

.

.

v

v

v

.

.

w

w

w

.

.

x

x

x

.

.

y

y

y

.

.

z

z

z

.

.

## Write the letters

a

z

## Let's know

Letters to be written in middle two lines

a c e i m n o r s u v w x

Letters to be written in upper three lines

b d h k l t

Letters to be written in lower three lines

g j q y z

Letters to be written in four lines

p f



## Action Words

Clap your hands,

Clap your hands,

Listen to the music

And clap your hands.

Turn around,

Turn around,

Listen to the music

And turn around.

Jump up high,

Jump up high,

Listen to the music

And jump up high.

Wave your hand,

Wave your hand,

Listen to the music



### Activity

Teacher will give practice of commands like

- Come here.
- Go there.
- Turn right.
- Turn left.
- Clap your hands.
- Wave your hands.
- Run fast etc.
- Turn around.



## My Body



Come little baby,  
Come to me.  
Touch your head,  
Touch your knee.  
Close your eyes,  
And show your feet.  
Shake your leg,  
And pull your cheek.

# Rhyme Time....



## *My Sense Organs*



I see with my eyes



I smell with my nose.

I hear with my ears.

I taste with my tongue.



I feel with my skin.



The teacher will tell the learners about the parts of the body and the sense organs.

### Activity

The teacher will ask the give practice of the following commands by one.


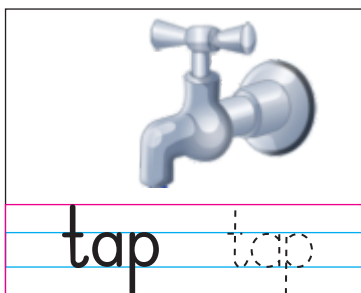

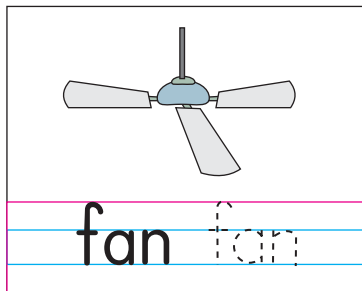
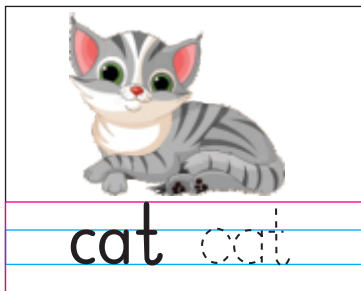

- Touch your head.
- Touch your eyes.
- Touch your hair.
- Touch your arms.
- Raise your hands.
- Open your eyes.
- Shake your leg.
- Close your eyes.
- Shake your head.
- Show me your hands, tongue, nails

# Lesson 3

## Vowel Sound 'a'



Read aloud and trace



Read and Write more words with vowel sound **a**

**at**

bat  
cat  
fat  
hat  
mat  
pat  
rat  
sat

**an**

ban  
can  
fan  
man  
pan  
ran  
van  
tan

**ap**

cap  
gap  
lap  
map  
tap  
nap  
rap  
sap

**ad**

bad  
had  
mad  
lad  
sad  
pad  
dad

**am**

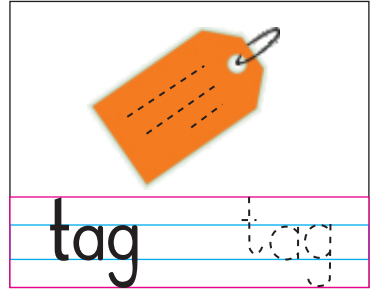



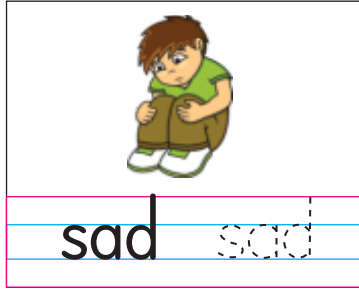

dam  
jam  
ham  
ram  
**ar**  
car  
far  
jar



Note for  
Teacher

The teacher will help the children to make them understand all the words with the help of related pictures or simple drawings. The students should also develop the habit of drawing related picture.

## Read aloud and trace



Read and write more words with vowel sound **a**

ay

day

lay

pay

say

ray

way

may

ag

bag

lag

rag

tag

aw

jaw

raw

paw

saw

law

all

ball

call

hall

tall

mall

wall

ake

bake

cake

make

take

ate

date

hate

gate

late

rate

plate

ame

name

game

came

same

ail

nail

fail

tail

sail

ay

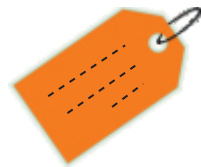

tray

pray

clay

play

Match the words with the given pictures.



jar  
cap  
map  
hat  
tag  
fat  
mat  
pan  
rat



## Activity Pair up

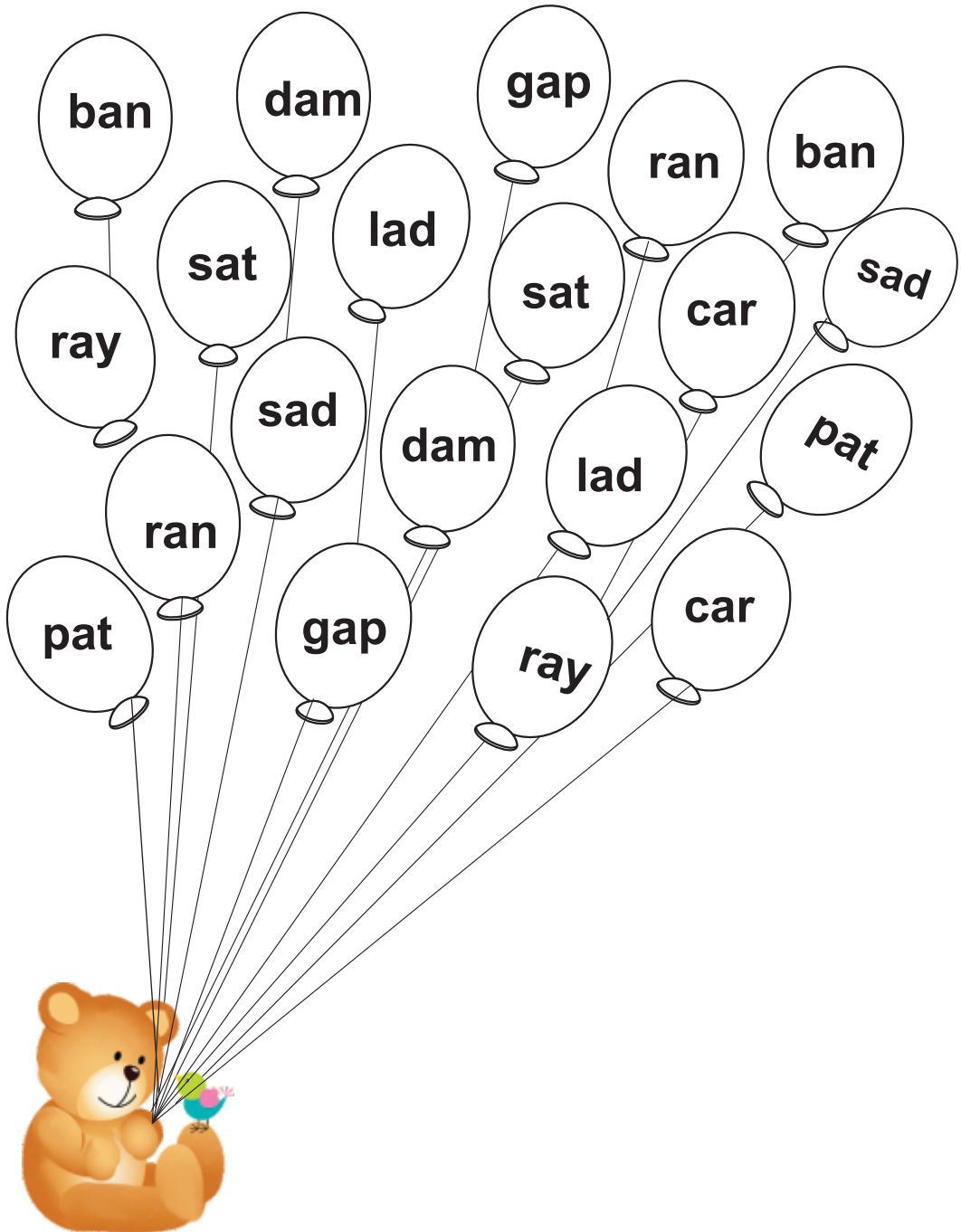


Note for  
Teacher

The teacher will give a flash cards with three letter words to each student of a group and the related pictures to the student of the other group having the same number of students. When the teacher gives the command, 'pair up' the students will run to make pairs.



**Colour the balloons having same with same colour.**



### **Activity** Same Same



The teacher will distribute identical sets of flash cards of words among two groups. The teacher will speak a word from these cards. The student from each group will try to find the card. The group that finds first will be the winner.

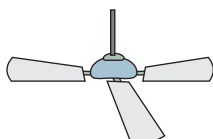
# Complete the words



\_\_\_\_ar\_\_\_\_



c\_\_\_\_p\_\_\_\_



\_\_\_\_an\_\_\_\_



\_\_\_\_r\_\_\_\_t\_\_\_\_




ma\_\_\_\_



h\_\_\_\_t\_\_\_\_



ba\_\_\_\_



p\_\_\_\_w\_\_\_\_



va\_\_\_\_



m\_\_\_\_n\_\_\_\_

Join the given letters to ending pattern and make words:

<div style="border: 2px solid orange; border-radius: 25px; padding: 10px; text-align: center; width: 150px; margin: 0 auto;"> <p>p</p> <p>m</p> <p>c</p> <p>f</p> <p>r</p> </div>	<div style="border: 2px solid green; border-radius: 25px; padding: 10px; text-align: center; width: 150px; margin: 0 auto;"> <p>an</p> <p>ar</p> <p>at</p> <p>ap</p> </div>	

<div style="border: 1px solid pink; padding: 5px; text-align: center;">pan</div>	<div style="border: 1px solid pink; height: 40px; width: 100%;"></div>
<div style="border: 1px solid pink; height: 40px; width: 100%;"></div>	<div style="border: 1px solid pink; height: 40px; width: 100%;"></div>
<div style="border: 1px solid pink; height: 40px; width: 100%;"></div>	<div style="border: 1px solid pink; height: 40px; width: 100%;"></div>
<div style="border: 1px solid pink; height: 40px; width: 100%;"></div>	<div style="border: 1px solid pink; height: 40px; width: 100%;"></div>
<div style="border: 1px solid pink; height: 40px; width: 100%;"></div>	<div style="border: 1px solid pink; height: 40px; width: 100%;"></div>

Rearrange the following letters for the given pictures.




\_\_\_\_\_ amj



\_\_\_\_\_ ath



\_\_\_\_\_ pta



\_\_\_\_\_ bta



\_\_\_\_\_ apc



\_\_\_\_\_ agb

### Activity

**Run to make word:** The teacher will give a flash cards of ending sounds of vowel patten ( at, at , ab, ad, ar.) to a group of 4-5 students and flash cards of consonants ( n,t,f,l,d) to other group. Both the groups will stand at some distance from each other. The teacher will count 1,2,3 and at the count 3, the students having flash cards of the consonants will run towards the other group to make pairs or complete words e.g. 'p' will run towards 'an' to form 'pan'. Thus the students will come to know the structure and formation of the vowel pattern words.

Read aloud



a fat cat



a sad man



a fat man



a man ran



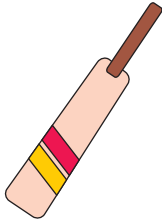
a fat cat ran



a fat man sat

Write words for the given pictures in cursive.

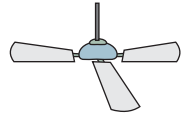
Blank cursive writing lines.



Blank cursive writing lines.



Blank cursive writing lines.



Blank cursive writing lines.



Blank cursive writing lines.



Blank cursive writing lines.



Blank cursive writing lines.



Blank cursive writing lines.



Blank cursive writing lines.



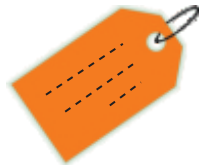
Blank cursive writing lines.



Blank cursive writing lines.



Blank cursive writing lines.



Blank cursive writing lines.



Blank cursive writing lines.



Blank cursive writing lines.



Blank cursive writing lines.



Blank cursive writing lines.



Blank cursive writing lines.



## Read aloud

Sam, a fat man had a fat cat.

The cat had a hat.

The cat sat on a mat.

The cat saw a rat.

The rat ran on the tap.

Pam was back.

He had a bag and a cap.

His bag had a tag.

Sam had jam for Pam .



## Comprehension questions:

Tick the right option:

1 Who had a fat cat ?

(a) Pam

(b) Sam

(c) rat

2 Who saw a rat?

(a) Pam

(b) man

(c) cat

Match the Suitable pair according to the text.

### Column A

man

cat

Pam

rat

### Column B

tap

mat

fat

bag

Match the rhyming words

ham

cat

cap

man

tap

jam

ran

mat

# Use of 'and'



**a car and a van**

**a cap and a hat**



**a rat and a cat**

**a pan and a can**



**a bat and a mat**

**a bag and a map**





# Plural ( One and Many )



**a bag - bags**



**a fan - fans**



**a mat - mats**



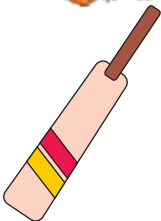
**a car - cars**




**a cap - caps**



**a cat - cats**



**a bat - bats**



**a jar - jars**



# Rhyme Time....



## ***This is the way***

**This is the way we wash our hands,  
Wash our hands, wash our hands.  
This is the way we wash our hands.  
So early in the morning.**



**This is the way we brush our teeth,  
Brush our teeth, brush our teeth.  
This is the way we brush our teeth,  
So early in the morning.**

**This is the way we comb our hair,  
Comb our hair, comb our hair.  
This is the way we comb our hair,  
So early in the morning.**



Extend this poem with different phrases like go to school, pray to God, clip nails, take a bath etc.

# Lesson 4

## Vowel Sound 'e'



Read aloud and trace



bed bed



leg leg



few few



red red



peg peg



dew dew

Read more words with vowel sound e

ed

fed  
wed  
ted  
bed  
led  
red

eg

beg  
keg  
teg  
leg

ew

new  
sew  
mew  
dew  
few  
pew

en

den  
hen  
pen  
men  
ten  
ken

- **ted** - turn over grass straw
- **keg** - small drum

- **teg** - small sheep
- **pew** - long bench with back

Read aloud and trace.



den den



web web

10

ten ten



jet jet



net net



pet pet

Read more words with vowel sound e

et

bet

jet

let

get

met

net

pet

set

wet

ell

bell

fell

tell

sell

well

shell

eep

beep

deep

keep

jeep

peep

weep

sleep

eed

deed

need

seed

weed

ee

bee

see

tree

free

eet

feet

meet

sweet

fleet

een

been

seen

green

queen

Match the words with pictures.



10



leg

pen

jet

ten

web

bed

dew

net

den



Give the correct word for the picture.

hen

wet

peg

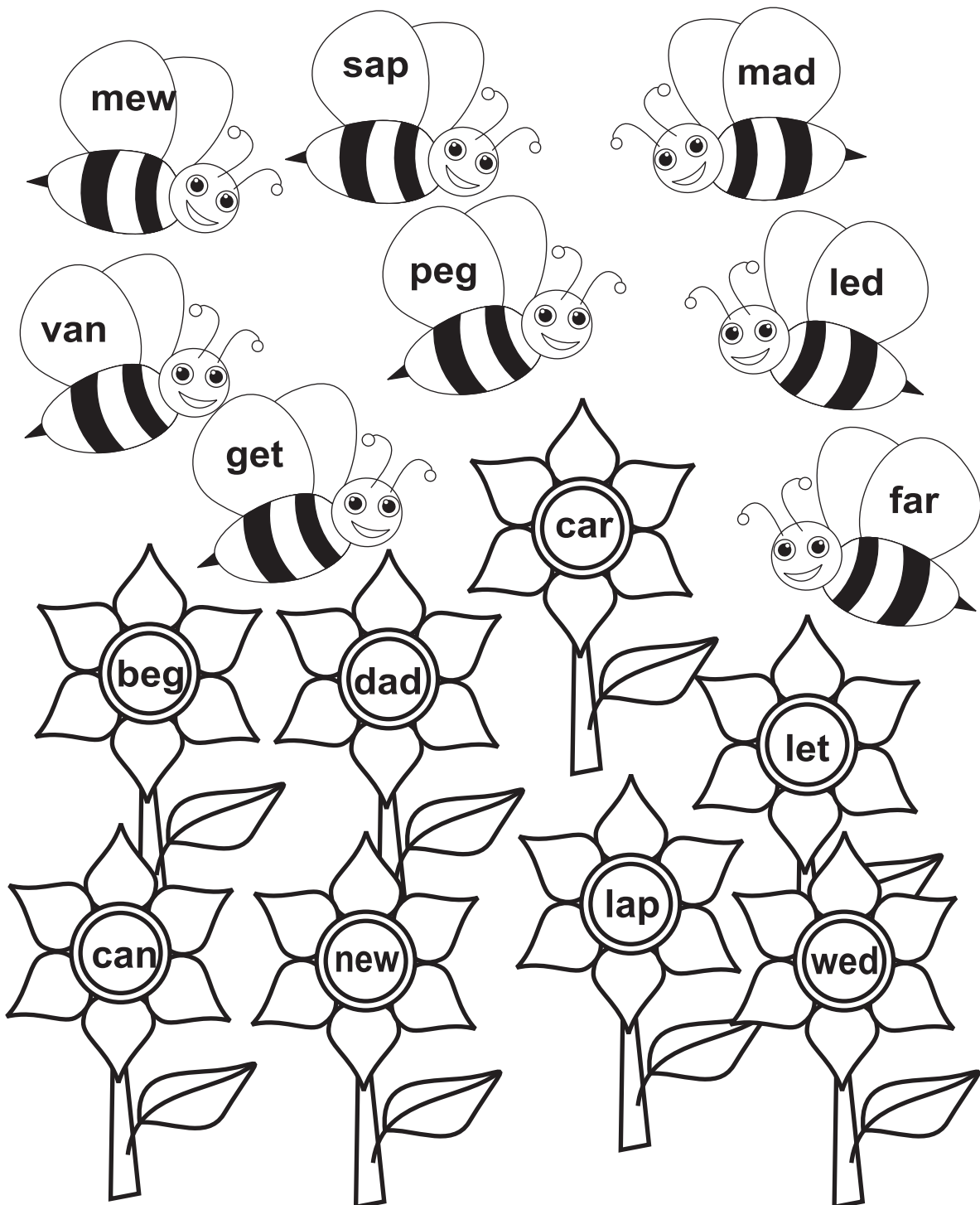
men

leg

red

pet

**Colour the rhyming pair with same colour.**



## Activity

**Run and circle** The teacher will write some three letter words on the blackboard. Divide the class into two teams.

The teacher will call out a word from the black board. One student from each team will run to circle that word and win point.



Write words for given pictures in cursive.


























10
















Encircle the words for the following pictures in the grid and write in the space given below.



b	u	c	p	t	e	n
s	p	e	n	d	g	h
t	v	w	n	e	t	s
h	i	k	f	p	r	j
e	l	d	h	m	v	e
n	c	f	e	g	d	t
p	q	h	v	n	o	j
d	k	l	e	g	x	c



10

## Read aloud

bad bed

bag beg

bat bet

man men

pat pet

pan pen

sat set

tan ten

Tick and write the correct words



bat  
bet


beg  
bag


pan  
pen


leg  
lag

**Read aloud**



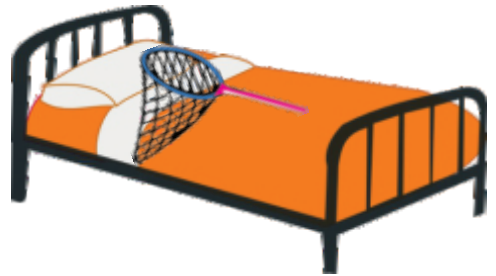
**a red pen**



**a wet hen**



**men in a den**



**a net on a bed**



**a pet in a car**




**a bag on a peg**



## The Little Red Hen

The little red hen  
Took her basket of eggs,  
And went to the ten cent store  
She traded her eggs,  
For a vest and a jet  
And a pet that she just adored.

She put on her vest  
And got in her jet,  
With her pet that she named Ted  
They flew round the bend  
And became good friends,  
And that's how the story ends.





## Fruits



*mango*



*apple*



*orange*



*grapes*



*pear*



*banana*



*watermelon*

Fresh fruits, fresh fruits

I have many

I have many

Apple , orange ,

banana and grapes

mango , cherry,

melon and dates

Do you want any?

Do you want any?



Note for  
Teacher

The teacher will give oral practice of the following conversation-  
Do you want any fruit ?  
Yes, I want ..... ( name of fruit)

# Conversation

1. How are you?  
I am fine, thank you.
2. What is your name?  
My name is .....
3. How old are you?  
I am .....years old.
4. Where do you live?  
I live in .....
5. What is your father's name?  
My father's name is .....
6. What is your mother's name?  
My mother's name is .....
7. In which class do you study?  
I study in class .....
8. What do you like to eat?  
I like to eat .....
9. What do you like to drink?  
I like to drink .....
10. What do you like to play?  
I like to play .....



# MySelf

I am ..... (Name)

I am .....years old.

My mother's name is Mrs .....

My father's name is Mr. ....

I study in class .....

I like to eat .....

I like to drink .....

I like to play .....

I live in .....





Lesson  
5

# Vowel Sound 'i'



Read aloud and trace




bib bib



wig wig



lid lid



pig pig



dig dig



mid mid

Read and write more words with vowel sound i

it

bit  
fit  
hit  
kit  
lit  
pit  
sit  
nit

id

bid  
did  
lid  
kid  
hid  
mid  
rid

ig

big  
dig  
fig  
mig  
pig  
wig

in

bin  
fin  
pin  
sin  
tin  
win

ib

bib nib rib




Read aloud and trace.



dip dip

lip lip

zip zip



6



tip tip

six six

mix mix

ip

dip  
hip  
lip  
nip  
sip  
tip  
zip  
pip

im

dim  
him  
sim  
rim

ill

bill  
fill  
hill  
mill  
till  
pill  
will  
still

ite

five  
nine  
line  
time  
mice  
rice  
like  
pipe  
kite

ix

six  
mix  
fix

Match the words with pictures.

kid



fig

zip



bin



dig



dip

6

six



tin



Encircle the correct word for the picture.



tin      pin      bin



nib      big      bib



six      mix      fix



mid      bid      lid




bin      pin      tin




big      wig      fig

Read the following words and help the butterfly to find flowers with 'a' by colouring them red, with 'e' by colouring them yellow and with 'i' colouring them blue.



Fill in the correct vowel 'e' or 'i'.



l....g

t....p

m....n

w....n

b....b

d....g

z....p

h....t



Write the correct word below each picture.

bit

bin

lip

bib

lid

kit

pin

pit

fin

tin

nib

zip

dip

tip

sit

six

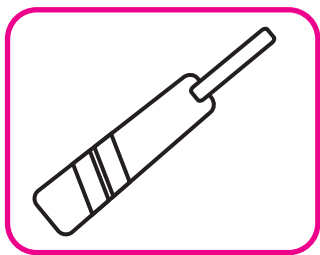
  
  
  
  
  
  
  
  


6


Draw pictures for the given words.

bat



bit



fan



fin




tap



tip



hat



hit



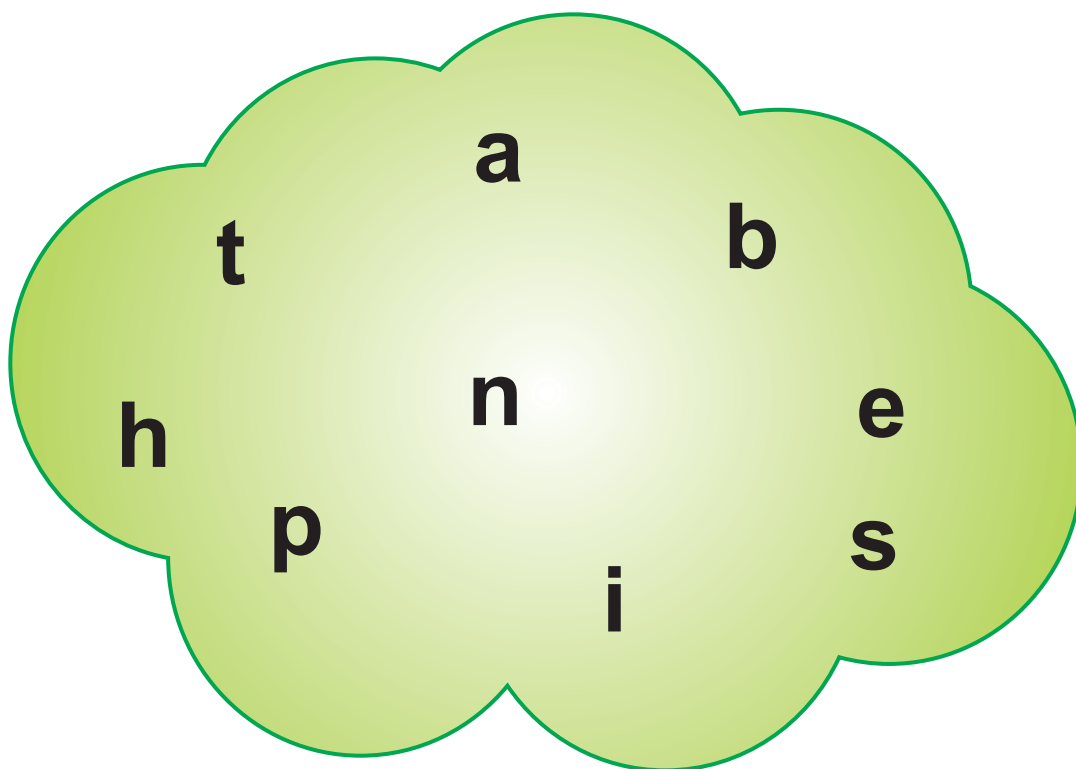
pen



pin



Make as many words as you can using the following letters (you can repeat the letters).



_____	_____	_____	_____
_____	_____	_____	_____
_____	_____	_____	_____
_____	_____	_____	_____

## Activity

**Make up a word:** Divide the class in two groups. Put a complete set of alphabet flash cards in a box/basket. One student from each group will pick any three letters to make a vowel pattern word. The one who will make the word first will get the point. Repeat this activity with all students.



**Read aloud**



a big bin



a big fig



a red wig



a wet bib



fix the peg




dig the pit

dip the nib





## Animals



giraffe

Let's go to the zoo  
Me and you.  
What will you see there?  
Elephant, lion, monkey and deer,  
Tiger, horse, fox and bear.

bear



horse



tiger



lion



fox



elephant



zebra



monkey



deer

# Oral Activity



What do you see in the sky at day time?

What do you see in the sky at night?



What do you see on the road?



Note for  
Teacher

The teacher will help the students to find all the common objects in the picture and name them correctly.



# Oral Activity



What do you see in the kitchen?



What do you see in the bathroom?



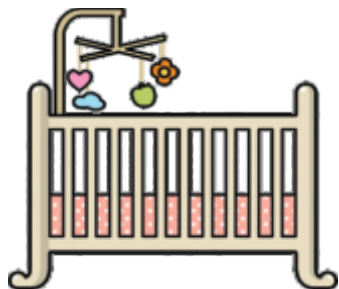
The teacher will help the students to find all the common objects in picture and name them correctly.

Lesson  
6

# Vowel Sound 'o'



Read aloud and trace



cot cot



pot pot



log log



cop cop



top top



mop mop

Read and write more words with vowel sound o

ot

cot  
dot  
got  
hot  
not  
lot  
pot

op

cop  
mop  
top  
hop

og

dog  
fog  
log  
jog

oy

boy  
joy  
toy


ow

low sow grow  
row bow slow

ox

box  
fox

# Read aloud and trace



cow cow




cob cob



rod rod



pod pod



dot dot



dog dog

Read more words with vowel sound o

ow

cow  
now  
how  
wow

od

cod  
rod  
nod  
pod  
God

oo

book  
cook  
hook  
look  
took  
foot  
good  
wood

oo

cool  
pool  
fool  
wool  
moon  
noon  
soon  
spoon  
school

ob

cob  
mob  
job

o + e

bone  
cone  
home


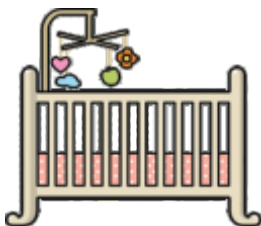
Join the rhyming pair.



## Complete the series.


1. hot, lot, ..... , ..... , .....
2. fog, jog, ..... , ..... , .....
3. nod, rod, ..... , ..... , .....
4. cow, how, ..... , ..... , .....
5. hop, mop, ..... , ..... , .....

## Give word for the picture.


  
  
  
  
  
  
  
  
  
  




## Encircle the odd one



## Tick the correct word and write.



fog

fig



fix

fox



hot

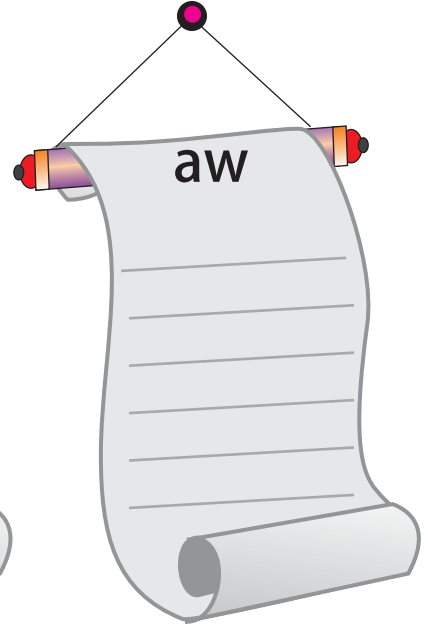

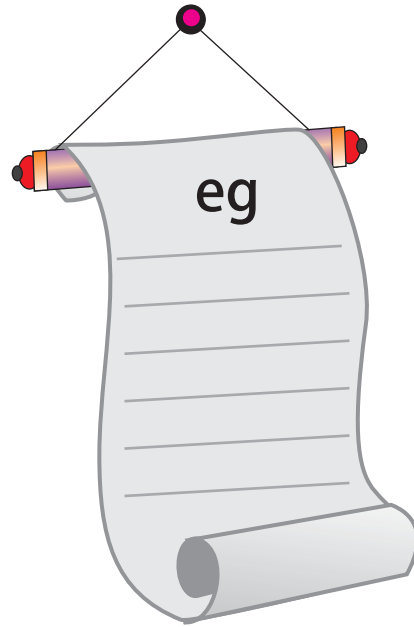

hat



pet

pot

**Write words for given vowel pattern.**



## Activity

**Passing the parcel:** The children will sit in a circle. The teacher will select one vowel pattern for e.g. 'et'. One student will name an 'et' word e.g. net and will pass the ball/box to the next one. The next student will name another 'et' word and pass on the ball/box. Repeat the activity with different vowel patterns.

Read aloud

a hot pot



a wet mop



a red box



a big log



a fat cop




a red cot



a wet dog



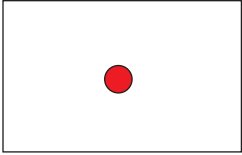
# Write words for given pictures in cursive.



Three horizontal lines for writing in cursive.




Three horizontal lines for writing in cursive.



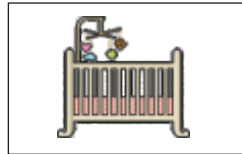
Three horizontal lines for writing in cursive.



Three horizontal lines for writing in cursive.



Three horizontal lines for writing in cursive.



Three horizontal lines for writing in cursive.



Three horizontal lines for writing in cursive.



Three horizontal lines for writing in cursive.



Three horizontal lines for writing in cursive.




Three horizontal lines for writing in cursive.




Three horizontal lines for writing in cursive.



Three horizontal lines for writing in cursive.




Three horizontal lines for writing in cursive.



Three horizontal lines for writing in cursive.



Three horizontal lines for writing in cursive.



Three horizontal lines for writing in cursive.

## Opposites

fat



thin



hot



cold



come



go



sit



stand



happy



sad



## Opposites



throw



catch



day



night



good



bad



up



down



## Vegetables

Tomatoes make your cheek red,  
Carrots make you jump ahead.  
Spinach makes you very strong,  
Peas make you dance along.  
Eat your vegetables everyday,  
You will be happy and gay.




Gourd



Capsicum



Brinjal



Potato



Tomato



Cauliflower



Lady finger



Spinach



Onion



Peas



Lesson  
7

# Vowel Sound 'u'



Read aloud and trace



bug bug



cub cub



hut hut



bus bus



rug rug



pup pup

Read and Write more words with vowel sound **u**

ug

bug  
hug  
mug  
jug  
rug  
dug

un

bun  
gun  
run  
sun

ub

cub  
rub  
hub  
tub

ut

cut  
hut  
but  
nut

us

bus



# Read aloud and trace

$$2 + 2 = 4$$



sum

sum

bun

bun

rub

rub



bud

bud

mud

mud

nut

nut

Read more words with vowel sound **u**

up

cup

pup

um

gum

sum

mum

plum

drum

thumb

uck

duck

buck

luck

suck

u+e

cube

tube

cute

mute

flute

fume

huge

fuse

rude

ull

bull

full

pull

ud

bud

mud

ue

blue

clue

glue

true

Match the rhyming words.

gum

mug

mud

bun

run

bud

sum

rug

Read the words and colour the kite blue with sound 'un' and yellow with sound 'ug'.

pup

bus

jug

fun

gum

gun

cub

bug

hug

bun

mug

sun

Look at the picture and fill in the blanks.



t \_ \_ b



\_\_\_\_\_



g \_ \_ n



\_\_\_\_\_



c \_ \_ p




\_\_\_\_\_



nu \_ \_



\_\_\_\_\_



\_ \_ us



\_\_\_\_\_

Match the picture with correct words.



jug

mug



cub

pup



pin

pen



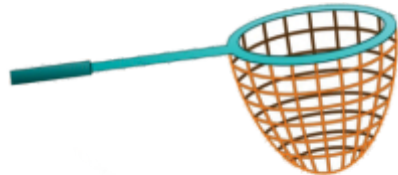
hut

hat



bib

bid



nut

net



beg

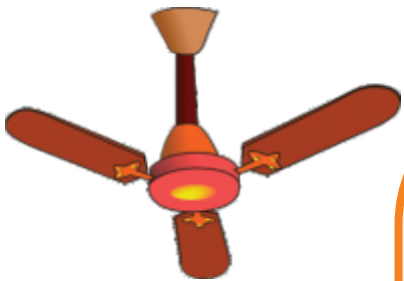
bug



pig

peg

Complete the words using vowel 'a' or 'u'.



c \_\_\_\_ p



h \_\_\_\_ t

b \_\_\_\_ g



b \_\_\_\_ n



c \_\_\_\_ p

b \_\_\_\_ t


b \_\_\_\_ d



f \_\_\_\_ n



Help the boy to pick the words and put in the correct basket.



## Activity

**Sort out :** The teacher will put flash cards of words and pictures of three letter words in a box. The class will be divided into two groups. One student will be called from each group and asked to find a word and its picture. One who makes a pair first will get the point.

Read the words and understand.

bat — but

cat — cut

hat — hut

fan — fun

ran — run

bad — bud

rag — rug

bet — but

beg — bug

bit — but

hit — hut

mid — mud

big — bug

fin — fun

sin — sun

cot — cut

hot — hut

not — nut

# *Use of 'and'*

**a tap and a top**



**a pen and a pan**



**a bag and a bug**




**a cap and a cup**



**a pot and a pit**



**a log and a leg**



**a bun and a bin**





Look at the picture and give the missing word.




a cap and a \_\_\_\_\_




a car and a \_\_\_\_\_



a \_\_\_\_\_ and a \_\_\_\_\_



a \_\_\_\_\_ and a \_\_\_\_\_



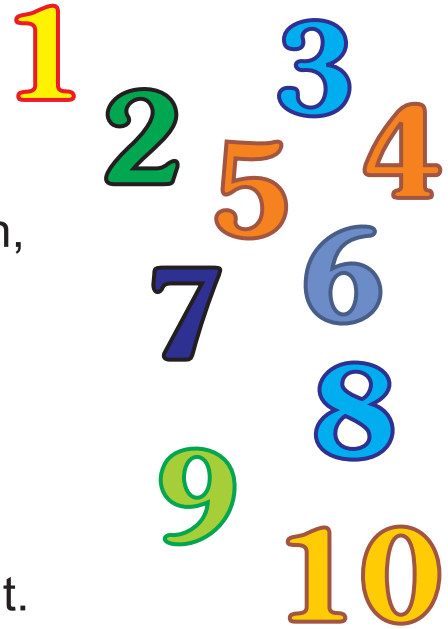
a \_\_\_\_\_ and a \_\_\_\_\_

# Rhyme Time....




## One Two Three Four Five

One, two, three, four, five,  
Once I caught a fish alive,  
Six, seven, eight, nine, ten,  
Then I let it go again,  
Why did you let it go?  
Because it bit my finger so.  
Which finger did it bite?  
The little finger on the right.



Lesson  
8

Use of in/on/under



a cat **in** a bin



a cat **on** a table



a cat **under** a tree



a cat **under** a bed

## Let's Read


A bug is in the net.



A fox is on the log.



A cow is under the tree.



A pen is in the inkpot.



A cap is on the box.



A cat is under the bed.



Note for  
Teacher

Show some real objects and real situation to make the concept of in/on/under clear to the students.

Look at the picture and complete the sentences.

A man is \_\_\_\_\_ the \_\_\_\_\_ .



A dog is \_\_\_\_\_ the \_\_\_\_\_ .



A cup is \_\_\_\_\_ the \_\_\_\_\_ .



A pen is \_\_\_\_\_ the \_\_\_\_\_ .



A lid is \_\_\_\_\_ the \_\_\_\_\_ .



A pig is \_\_\_\_\_ the \_\_\_\_\_ .



A jug is \_\_\_\_\_ the \_\_\_\_\_ .



## Let's Read

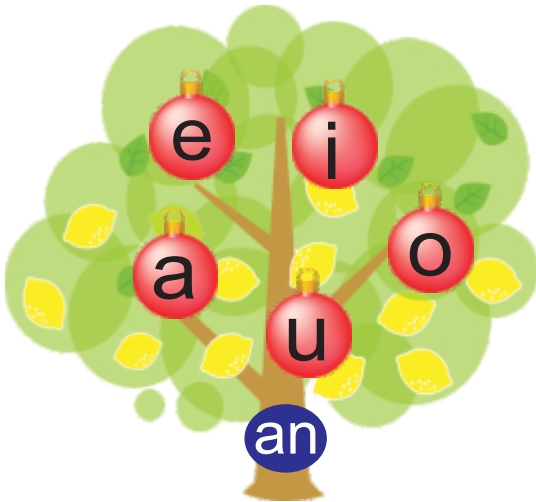
1. a lid and a tin.
2. a pot and a cot.
3. a cup and a plate.
4. a bell and a ball.
5. a kid and a bib.
6. a dog and a bone.
7. a cow and a bull.
8. cut the nut.
9. sow the seed.
10. The cow is wet.
11. dig the pit.
12. see the bee.
13. hit the tin.
14. rub the cub.
15. bake the cake.
16. a pin on a bag.
17. a pup in a tub.
18. a bee on a bud.
19. a cub in a den.
20. a duck in a pond.
21. a gun in a box.
22. a pup on a log.
23. a ball under a cot.
24. a box under a bed.
25. The man has a map.
26. Boy has a fig.
27. Ben has a pen.
28. Bob has a cop.
29. My book is good.
30. See the tree.




Note for  
Teacher

These sentences can be used for dictation.





Vowel Tree



Consonant Tree

Read and write

an ant

a pan

an eye

a den

an in

a pig

an owl

a fox

an urn

a bud

# Use of a/an

Tick the correct one



a pet

☐

an pet

☐

a egg

☐

an egg

☐

a jet

☐

an jet

☐

a axe

☐

an axe

☐

a hat

☐

an hat

☐

an owl

☐

a owl

☐

a eye

☐

an eye

☐

an hen

☐

a hen

☐

a apple

☐

an apple

☐



## Read aloud and trace



ant ant



axe axe



bee bee



egg egg



owl owl



ear ear

## Read aloud

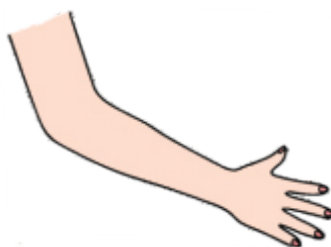
age  
ape  
arm  
ass  
ago  
air  
ask  
buy  
see

ear  
eat  
egg  
fry  
cry  
has  
had  
him  
his

ink  
inn  
oil  
own  
our  
out  
old  
one  
use

for  
fur  
who  
you  
yes  
yet  
was  
two  
zoo

Match the words with the picture.



2



owl

axe

ear

arm

egg

cry

ant

two

Read and write

has

had


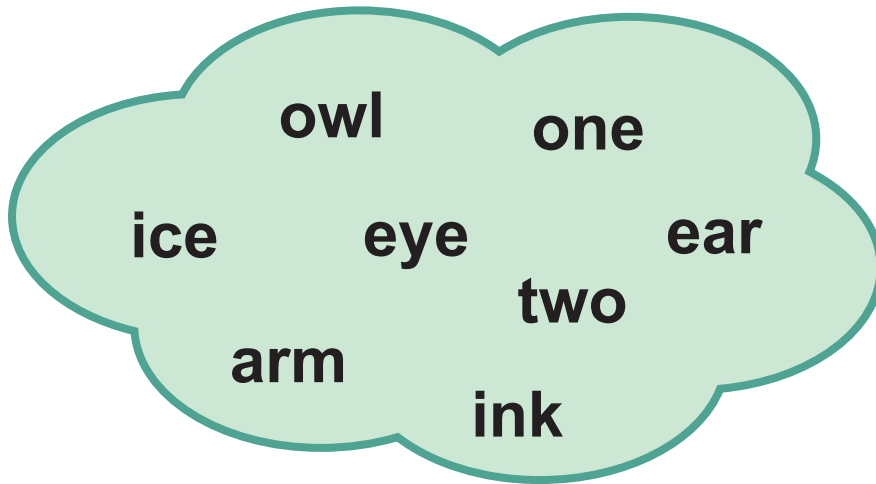
was

one

you

yes

Read the words and write correct word for the given picture.



2

\_\_\_\_\_



1

\_\_\_\_\_

### Activity

**Word Album** Ask the students to prepare a word album by writing the three letter words boldly on one page with related picture. The students will try to write more and more word in alphabetical order.

**Lesson  
10**

**Use of This/That/These/Those**




**A. Use of This/That**

**This - Here  
That - There**

Use 'This' when object is near.

Use 'That' when object is far.

**This is a cap.**



**That is a car.**



**This is a hut.**



**That is a Sun.**



**This is a cat.**



**That is a pig.**



**This is a bag.**




**That is a map.**

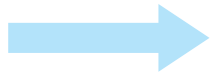


## B. Use of These/Those

**This is a pen.**



**These are pens.**



**That is a web.**



**Those are webs.**



**This is a cap.**



**These are caps.**




**That is a hut.**



**Those are huts.**



**This is a box.**

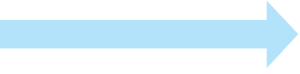


**These are boxes.**




## Use 'This' / That

.....is a car.



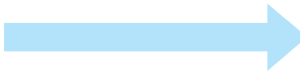
.....is a web.




.....is a pin.




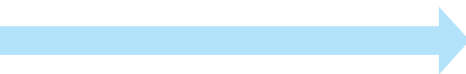
.....is a fan.



.....is a pen.



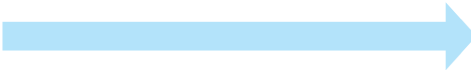
.....is a fig.



.....is a pan.



.....is a jet.



Write the correct sentence for the picture.


1. This is a box.

2. These are bees.

3. This is an owl.

4. This is an ant.

5. These are eggs.



## Lesson 11

## Let's Read and Understand



a pen

a red pen

A boy has a red pen.



a bag

It is a big bag.

A big bag has a tag.

a man

an old man

An old man has a cane.



a cat

It is my cat.

I call it Tim.



Give more practice of such word chains.



# Let's Read and Understand

This is my dog.  
It is a big dog.  
It runs behind me.




This is my pen.  
Its colour is red.  
I like it.

This is my cat.  
It is cute.  
It drinks milk.



This is a dustbin.  
Use it.  
Throw bits of paper in it.

That is a sun.  
It shines in the morning.  
It goes away at night.



# Use of /I am/ He is/She is



She is a teacher.  
She is teaching.



He is a driver.  
He is driving a car.

# Let's Read and Understand



This is Gurjot.  
She is running.  
She is happy.  
She won the race.

He is my father.  
He is a doctor.  
He gives me medicine.  
Many people come to him.



My mother cooks food.  
She cooked rice today.  
It was very tasty.  
I ate it. Yum yum.

My brother is thin.  
He is playing.  
He likes playing football.  
He is a good player.




My sister is cute.  
She is one year old.  
I play with her.  
I love my sister.

# Let's Read and Understand



Wash your hands.  
Before and after meal.  
Also take bath daily.  
you will feel Good.

Trace the hen.  
Join dots.  
Colour it.  
It will be fun.



Today is Monday.  
We will run.  
I will be the first.  
Harman will be the last.

Pray to God.  
Thank Him.  
Do hard work.  
To make Him glad.



This is Sheena.  
She has a cake.  
The cake is on the table.  
Sheena is eating the cake.

# Use of He/His/She/Her

This is Tom.

He is a boy.

He has a pup.

His pup can run.

His pup is in the hut.



This is Tina.

She is a girl.

She has a hat.


Her hat is red.

Her hat has a bow.


Her bow has a dot.



## Traffic Lights



Red light, Red light  
What do you say?  
I say stop! stop! stop!  
Stop right away.



Yellow light, yellow light  
What do you say?  
I say wait ! wait! wait !  
Ready to go.



Green light, Green light  
What do you say?  
I say go! go, go!  
Now you can go.



## Lesson 12

# My Computer



I am the **Monitor**,  
Your work you can see.



I am the **Mouse**,  
I don't eat cheese.



I am a **Keyboard**,  
with letters on the keys.

I am the **Headphone**,  
Be careful, please.



I am a **C.P.U.**  
My brain you will use today.

Put all these parts together.  
Get ready. It's time to **play**.



## Lesson 13

# Going to a Zoo



Tom



Pam

Pam and his dog Tom go to a zoo. They go by bus. Pam has a big bag. He has some nuts and six buns in it.



They see lion, deer, fox, hens, and pigs in the zoo.





Then they take some rest.

They sit in the sun.

They eat nuts and buns.

They have a lot of fun.



## Exercise

A. ***Name the characters:***



---



---

**B. Set the sequence of the pictures according to the lesson**



**A**



**B**



**C**



**D**



**1**



**2**



**3**



**4**

**C. Rearrange the letters to form the correct word.**



upp



ofx



nsu



nilo



rbea

**6**

xsi

**D. Read and choose the correct option.**

I. Pam and Tom go to .....

- (a) home
- (b) zoo
- (c) park

II. Pam has a .....

- (a) bat
- (b) book
- (c) bag

III. They go by.....

- (a) bus
- (b) car
- (c) van


**E. Tick the correct option.**



big ☐ small ☐



fat ☐ thin ☐



hot ☐ cold ☐



come ☐ go ☐






sit ☐ stand ☐



happy ☐ sad ☐

E. Write words for the following pictures.



### Activity

Draw and colour the sun to complete the picture.



Lesson  
14

# A Pet Hen



peas

egg

tea

eat

dry

had

fell

sell

will

pill



Sam had a pet hen. It was all red. It was fat too. It laid one egg in a day. Sam ate eggs and bun. He had a cup of tea. He fed the hen a few dry peas. One day, he fed the hen a bun, in fun. The hen fell ill. It did not eat. It did not lay eggs. It was not able to sit. It fell into a pit .


It got wet. Sam put the hen in the sun . He gave a pill to the hen . It got well. Now, it will eat peas and lay eggs, Sam will sell all the eggs.



## Exercise

**A. Match the name of the pets with their pictures.**

1. dog



2. cat



3. cow



4. goat



5. parrot





**B. Chose the correct option.**

1



fat man

thin man



2



big box

small box



3



red ball

blue ball



4



dry leaf

wet leaf



5



one egg

two eggs



6



round

square



7



pink rose

green rose



8

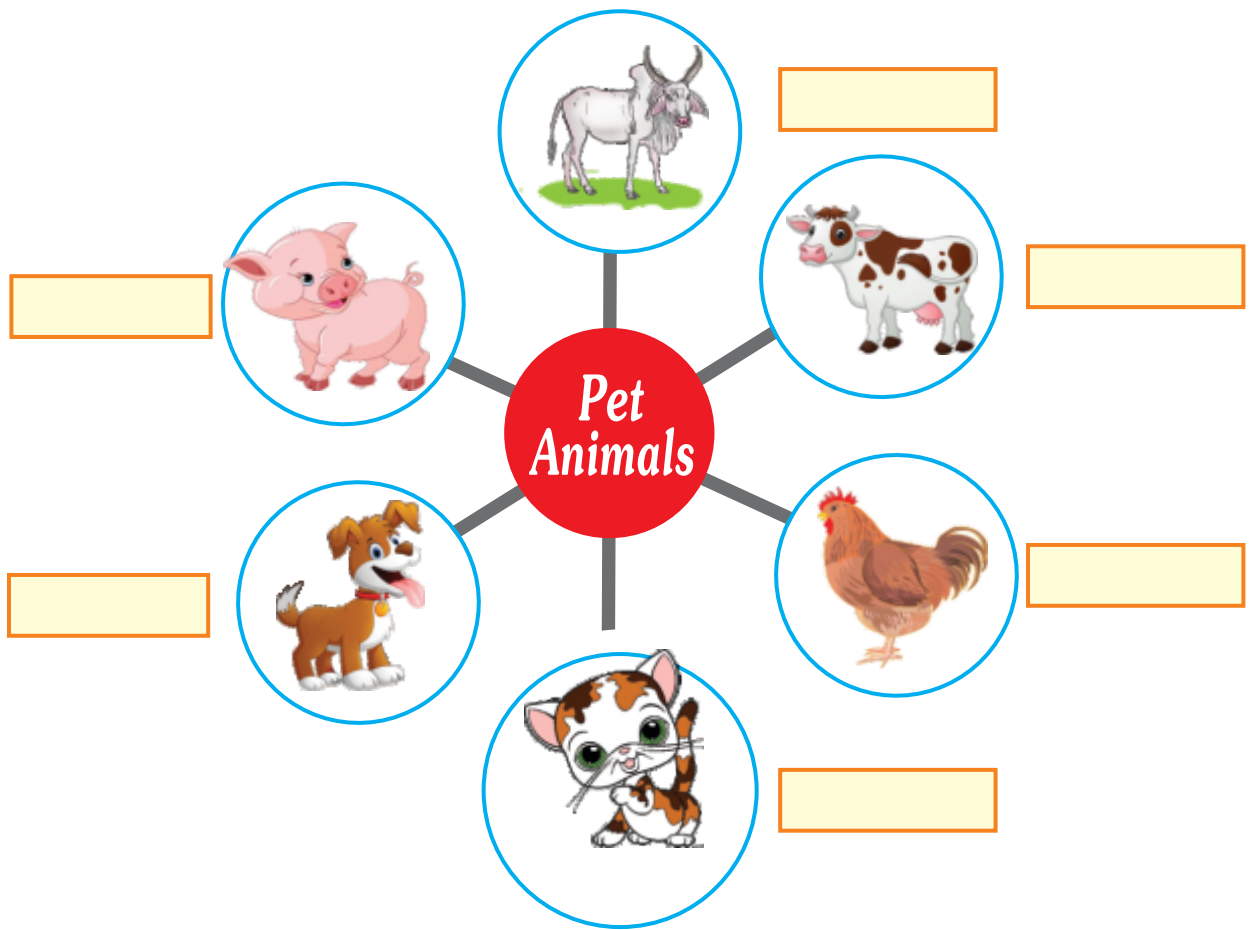


heavy

light



**C. Write the names of the pet animals.**



**D. Rearrange the letters to make the correct word.**

1. umg



\_\_\_\_\_

2. nhe



\_\_\_\_\_

3. nus



\_\_\_\_\_

4. nbi



\_\_\_\_\_

**More Practice**

1. geg \_\_\_\_\_ 2. erd \_\_\_\_\_ 3. eta \_\_\_\_\_



**A. Give the rhyming words from the lesson.**

1. pet \_\_\_\_\_

5. got \_\_\_\_\_

2. red \_\_\_\_\_

6. sit \_\_\_\_\_

3. day \_\_\_\_\_

7. ill \_\_\_\_\_

4. fun \_\_\_\_\_

8. well \_\_\_\_\_

**B. Replace 'a' with 'e' and 'i' and read aloud.**

1. ball bell

bill

2. hall \_\_\_\_\_

\_\_\_\_\_

3. tall \_\_\_\_\_

\_\_\_\_\_

4. fall \_\_\_\_\_

\_\_\_\_\_

5. wall \_\_\_\_\_

\_\_\_\_\_

**C. Fill in the blanks.**

1. Sam had a .....

2. The hen laid ..... in a day.

3. The hen fell into a .....

4. Sam put the ..... in the

## Read aloud

hen

a hen

a red hen

a red fat hen

bun

a bun

Eat a bun.

Sam will eat a bun.

***Complete the word chain as shown above***

pet .....

.....

.....

.....

cup .....

.....

.....

.....

Sam

.....

.....

.....

.....

pit

.....

.....

.....

.....

***Make sentences for the following words.***

1. peas .....

2. eggs .....

3. sun .....

4. dry .....

## Read aloud

Sam had a fat red hen. It laid eggs. Sam ate eggs and bun. He had a cup of tea. He fed the hen dry peas. One day, he fed it a bun. The hen fell ill. He gave it a pill. It got well.

1. **Circle the naming words in above text and write in the given space.**

1. Sam      2. \_\_\_\_\_      3. \_\_\_\_\_

4. \_\_\_\_\_      5. \_\_\_\_\_      6. \_\_\_\_\_

7. \_\_\_\_\_      8. \_\_\_\_\_

2. **Change the number**

hen      **hens**

cup      \_\_\_\_\_

egg      \_\_\_\_\_

bun      \_\_\_\_\_

pea      \_\_\_\_\_

day      \_\_\_\_\_

pill      \_\_\_\_\_





## Nature



Up in the Sky, What do you See?  
Big Stars, small stars looking at me.

Up in the sky, what do you see ?  
The sun in the day and the moon at night.

Up in the sky,  
what do you see?  
Big clouds, small clouds  
looking at me.

Up in the sky,  
what do you see?  
Big birds, small birds  
looking at me.



## Draw and colour



**sun**



**moon**



**star**



**tree**



**big cloud**

**small cloud**



It is Holi today. Come, let's play with colours. I have yellow, blue, pink, red and green colours. Paali put red colour on my face. I will put yellow colour on him. We will have fun.



## Exercise

Write the name of colours :

1. ....

6. ....

2. ....

7. ....

3. ....

8. ....


4. ....

9. ....

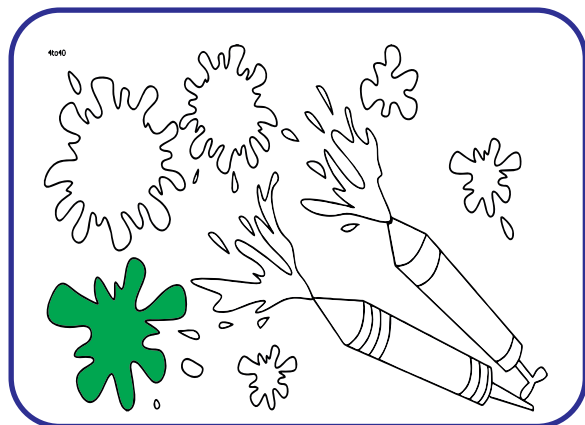
5. ....

10. ....


# Colour as indicated and write the name of colours




\_\_\_\_\_




\_\_\_\_\_



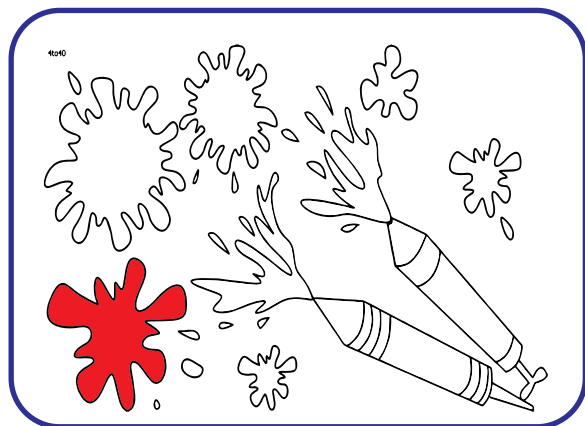
\_\_\_\_\_



\_\_\_\_\_



\_\_\_\_\_



\_\_\_\_\_

# Days of the Week

*Monday*

*Tuesday*

*Wednesday*

*Thursday*


*Friday*

*Saturday*

*Sunday*

one

1



two

2



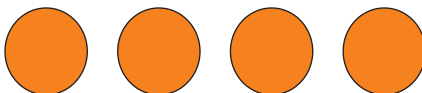
three

3



four

4



five

5





# Seasons



*Winter*



*Spring*



*Summer*



*Rainy*



*Autumn*

## Activity

Discuss some festivals like Rakhi, Diwali, Lohri, Christmas, Vaisakhi etc. with the students and help them to cut pictures from News papers/magazines and prepare a collage.

