

LALU AND PEELU

Let's read

I love **plants**.

The **chicks** ran to their mother.

Reading is fun

Question 1:

Name the chicks in the story.

Answer:

Lalu and Peelu are the names of the chicks in the story.

Question 2:

Who liked yellow things?

Answer:

Peelu liked yellow things.

Question 3:

What did Lalu eat one day?

Answer:

Lalu ate a red chilli from a plant one day.

Let's talk

Question 1:

Peelu brought a yellow laddu for Lalu. What are the other things Peelu could have brought that are both yellow and sweet? Name at least two, e.g. a mango.

Answer:

Peelu could have also brought sweet corn and banana for Lalu.

Let's share

Question 1:

Lalu loves red things. Peelu loves yellow things. The colour red is called 'lal' in Hindi and yellow is called 'peela'. What do you call these colours in your language?

Answer:

Activity to be done by yourself.

Question 2:

Give names to these chicks using the names of some other colours in your language.

 **Lalu** _____


 **Peelu** _____

 _____

 _____

Answer:

 **Lalu** _____

 **Peelu** _____

 **Neelu** _____


 **Kalu** _____

Let's write

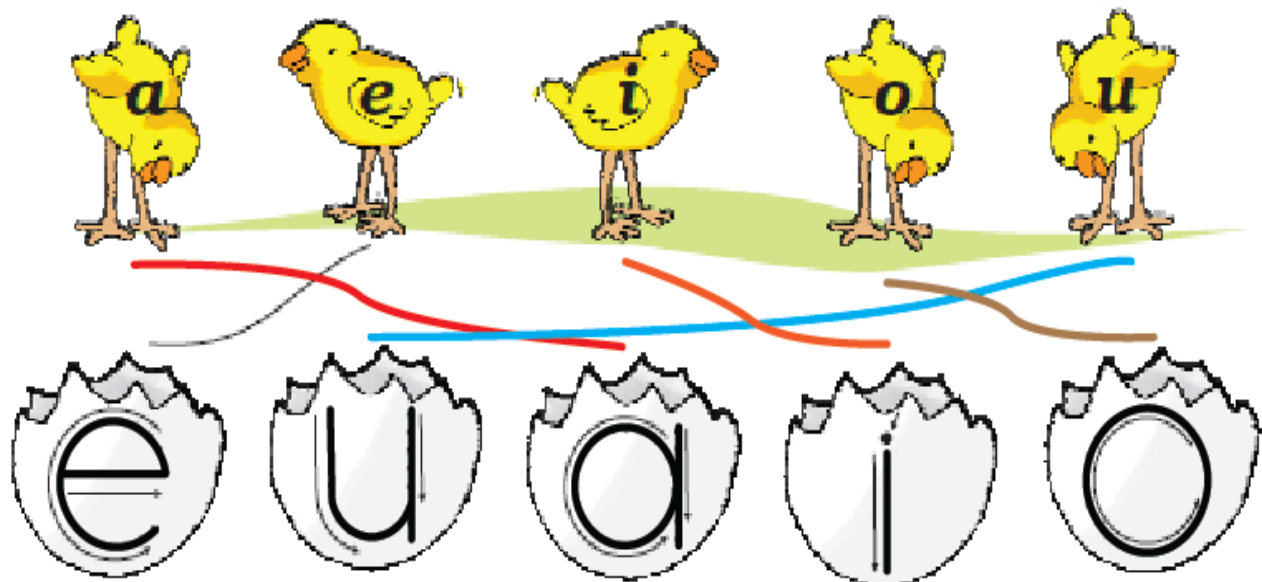
Question 1:

Match the chicks to the eggs they have hatched from. One has been done for you.

Trace the letters on the eggs a e i o u



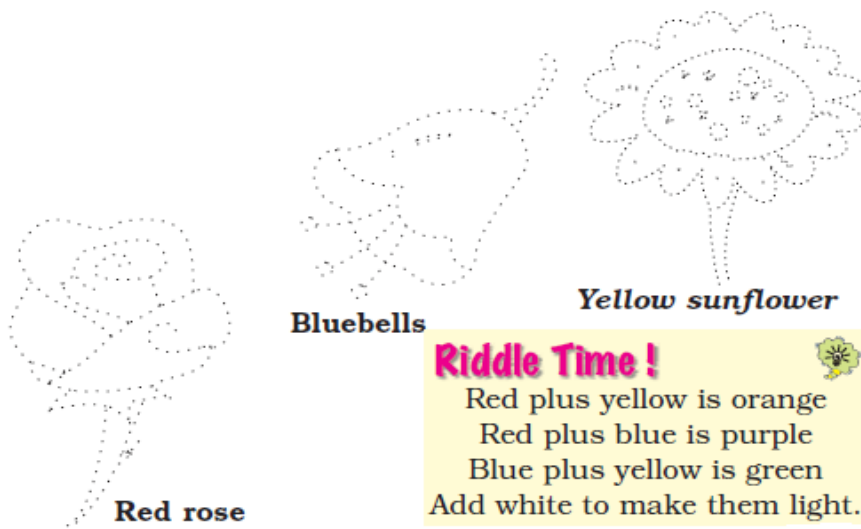
Answer:



Let's draw

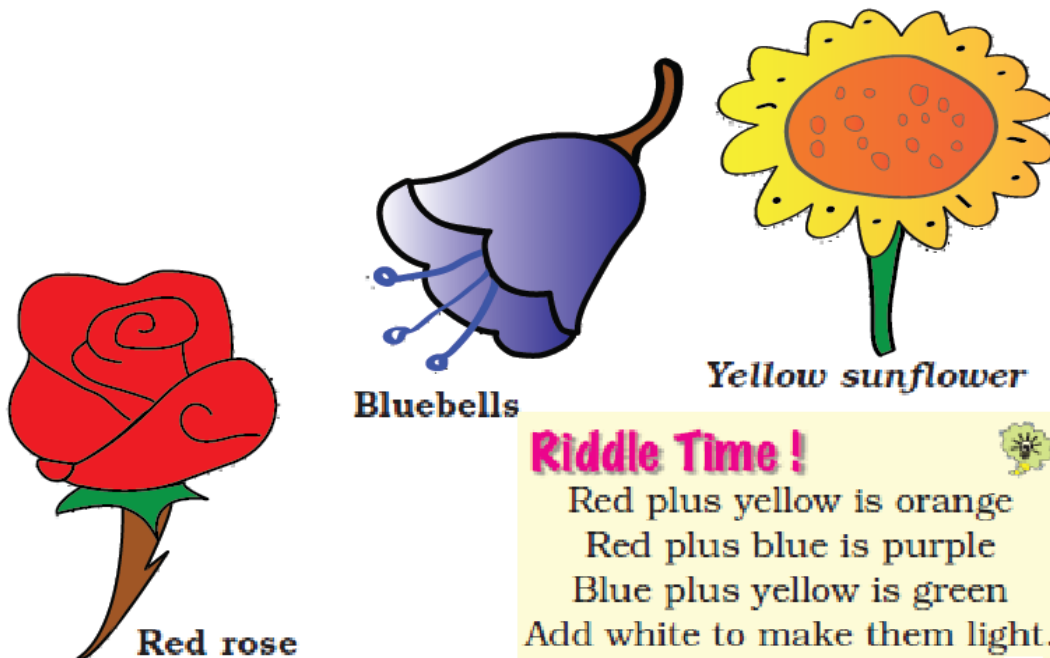
Question 1:

Trace and colour these flowers.



Riddle Time!
Red plus yellow is orange
Red plus blue is purple
Blue plus yellow is green
Add white to make them light.

Answer:




Riddle Time!
Red plus yellow is orange
Red plus blue is purple
Blue plus yellow is green
Add white to make them light.


Mother Hen and the Chicks

Let's act

Question 1:

Act out this story with the class.





Adapted from E.H. Grassam

Answer:

Activity to be done by yourself.