

OUR TREE

READING IS FUN

Question 1:

Where does the little bird see the fruit?

Answer:

The little bird saw the fruit on the tree.

Question 2:

What does she do?

Answer:

She eats berries.

Question 3:

What happens when she eats the berry?

Answer:

When she eats the berry, a berry seed falls.

LET'S TALK

Question 1:

Where do birds live?

Answer:

Birds live in the nest.

Question 2:

Have you seen any birds near your house?

Answer:

Yes, I have seen birds near my house.

Question 3:

Do you know their names in English or in your own language?

Answer:

Yes, I know their names in English and in my own language.

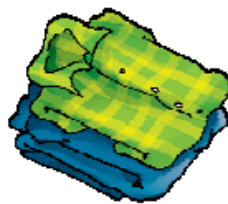
LET'S SHARE

Question 1:

Circle the things you can find on a tree.



beehive



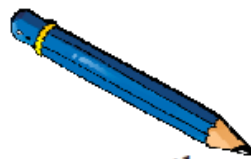
clothes



kite



crows



pencil



leaves



ant



book


Answer:



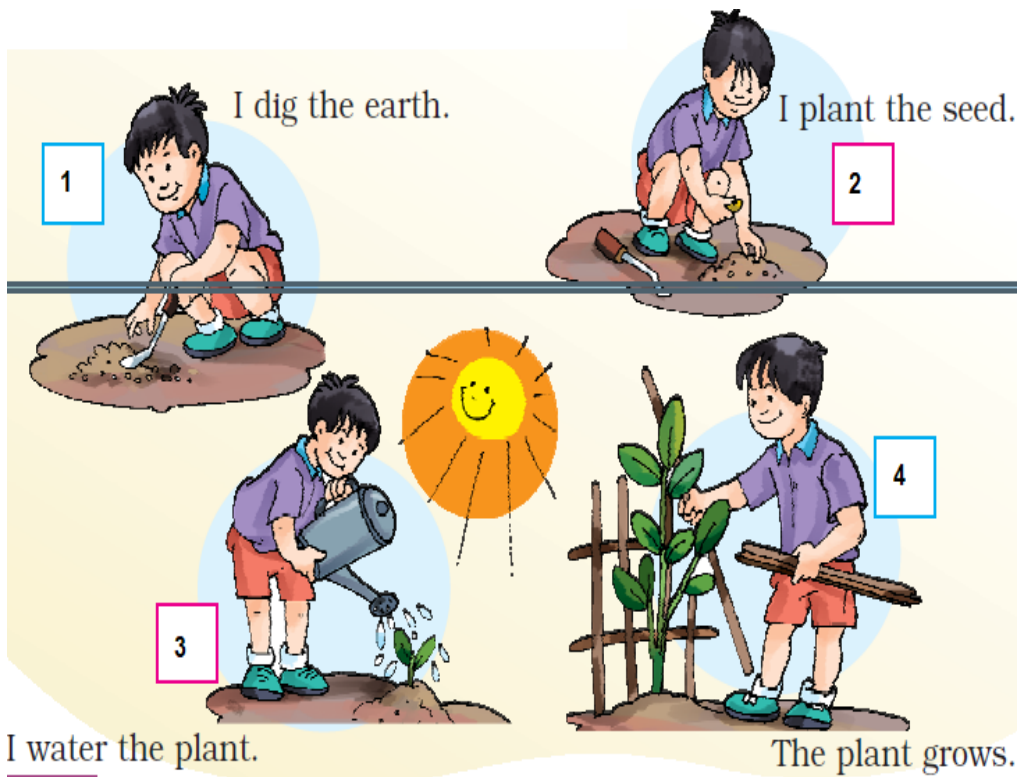
LET'S DO

Question 1:

How does a seed grow? Look at the pictures below and number them in the correct order.



Answer:



LET'S THINK

Question 1:

Put a tick if it is true. Put a cross if it is not true.

	True	Not true
I like fruit.		
I like flowers.		
There is a tree near my house.		
The tree has flowers.		
The tree has fruit.		

Answer:

	True	Not true
I like fruit.	✓	
I like flowers.	✓	
There is a tree near my house.	✓	
The tree has flowers.		✗
The tree has fruit.	✓	

LET'S READ AND WRITE

Question 1:

w x y z

w

x

y

z

w

x

y

z

w

x

y

z

w

x

y

z

Answer:

Handwriting practice lines for the letters w, x, y, and z. The first row shows dotted letters with numbered arrows indicating stroke order. The following three rows show the same letters in solid purple for tracing.

Row 1: w, x, y, z (dotted with stroke guides)


Row 2: w, x, y, z (solid purple)

Row 3: w, x, y, z (solid purple)

Row 4: w, x, y, z (solid purple)

Question 2:

Help the bird reach its nest.



Answer:

