

EXERCISE 9.2**PAGE NO: 196**

1. Total number of animals in five villages are as follows:

Village A : 80

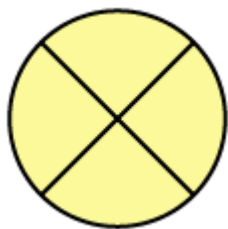
Village B : 120

Village C : 90

Village D : 40

Village E : 60









































Prepare a pictograph of these animals using one symbol to represent 10 animals and answer the following questions:



- (a) How many symbols represent animals of village E?
- (b) Which village has the maximum number of animals?
- (c) Which village has more animals: village A or village C?

Solutions:

We can draw the pictograph for the given data as shown below

Village	Number of animals  - 10 animals
Village A	       
Village B	           
Village C	        
Village D	   
Village E	     

- (a) There are 60 animals in village E. So 6 symbols represent animals of village E
- (b) Village B has 120 animals which is the maximum number among these villages.
- (c) Village A has 80 animals, and village C has 90 animals. Clearly, village C has more animals than village A

2. Total number of students of a school in different years is shown in the following table

Years	Number of Students
1996	400
1998	535
2000	472
2002	600

2004	623
------	-----

A. Prepare a pictograph of students using one symbol to represent 100 students and answer the following questions:
































- (a) How many symbols represent total number of students in the year 2002?
(b) How many symbols represent total number of students for the year 1998?

B. Prepare another pictograph of students using any other symbol each representing 50 students. Which pictograph do you find more informative?

Solutions:













































 - 100 Students	
1996	   
1998	     
2000	    
2002	     
2004	      

A

(a) Total number of students in the year 2002 represents 6 symbols

(b) Total number of students in the year 1998 represents 5 complete symbols and 1 incomplete symbol

B. Second is more informative.

 - 50 Students	
1996	       
1998	          
2000	         
2002	           
2004	