



# Friday Funday

Dear Student!

Welcome to BYJU'S Friday Funday!

Here are seven fun learning activities to  
last you the whole weekend.

Let's get started!

**Activity 1:** The vegetable crossword

**Activity 2:** Spot the differences

**Activity 3:** The veggie connection

**Activity 4:** Odd veggie out

**Activity 5:** The equation

**Activity 6:** Vegetable Sudoku!



**Activity 7:** Colour me!

**Bonus - Stickers included**

# Activity 1

## The vegetable crossword

Instructions: Solve the crossword puzzle below



# Activity 2

Spot the differences

Instruction: Find 10 differences between the two images below



- Instruction: Find 10 differences between the two images below


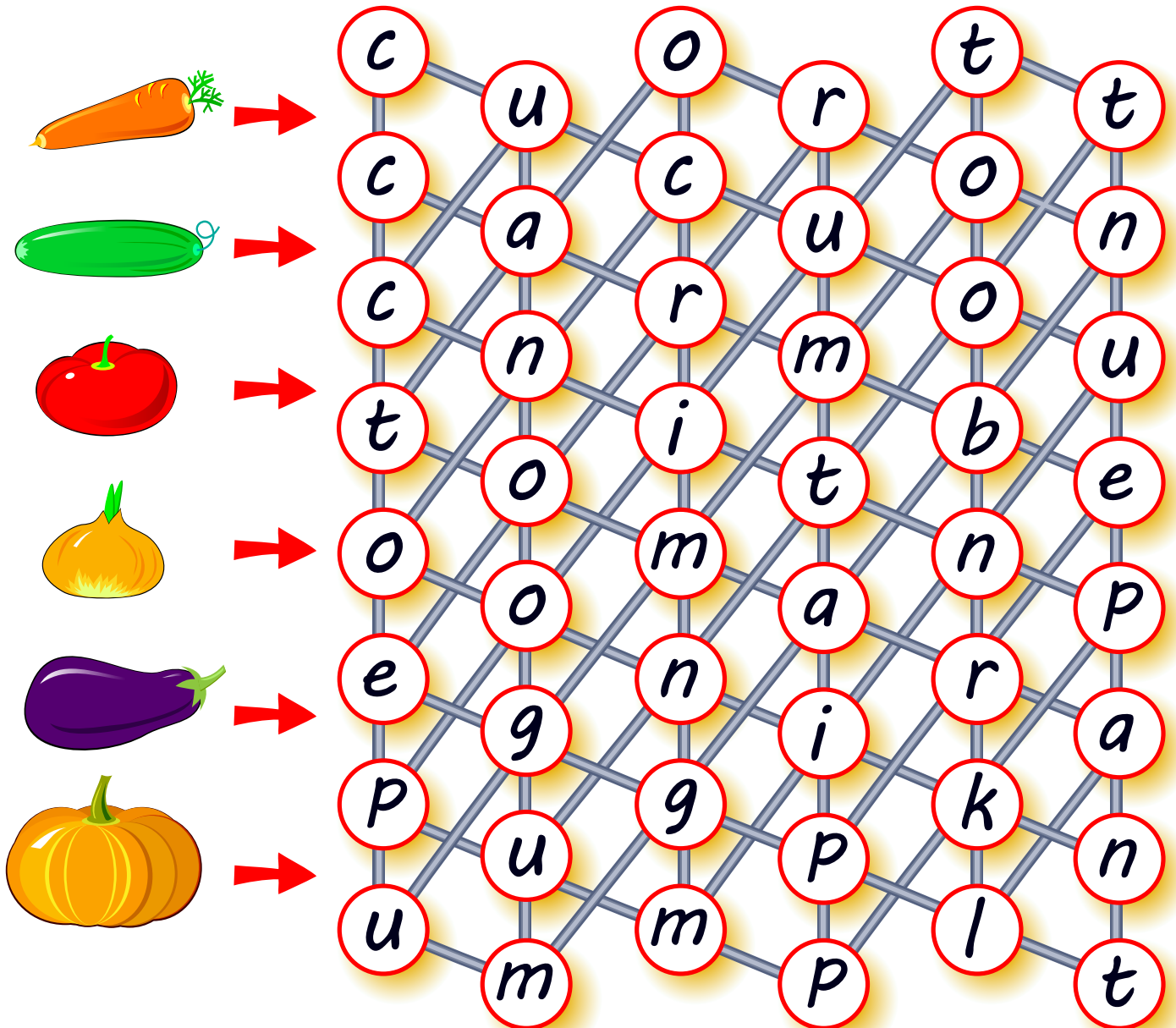




# Activity 3

## The veggie connection

Instruction: Connect the letters to name each vegetable



# Activity 4

## Odd veggie out

Instruction: Find a vegetable that does not have a pair of its own



# Activity 5

The equation

1. Instruction: Replace the vegetable with numbers based on the solutions to the equations

$$\text{eggplant} - 10 = 9$$

$$\text{eggplant} = \square$$

$$8 - \text{bell pepper} = 3$$

$$\text{bell pepper} = \square$$

$$\text{tomato} - 4 = 5$$

$$\text{tomato} = \square$$


$$10 - \text{beet} = 7$$

$$\text{beet} = \square$$


$$\text{carrot} - 1 = 2$$

$$\text{carrot} = \square$$


2. Instruction: Replace the vegetable with numbers and solve the equations




= 42




= 12




= 7




+




-




+




=




+




+




-




=




+



+



+





=





# Activity 6

## Vegetable Sudoku!

1. Instruction: Fill the blanks with the same vegetables as shown in the set. When you are done, there should be only one of each kind in a row and in a column



2. Instruction: Fill the blanks with the same vegetables as shown in the set. When you are done, there should be only one of each kind in a row and in a column



# Activity 7



Colour me!

Instruction: Colour the picture with your favourite colours



# Bonus

## Stickers



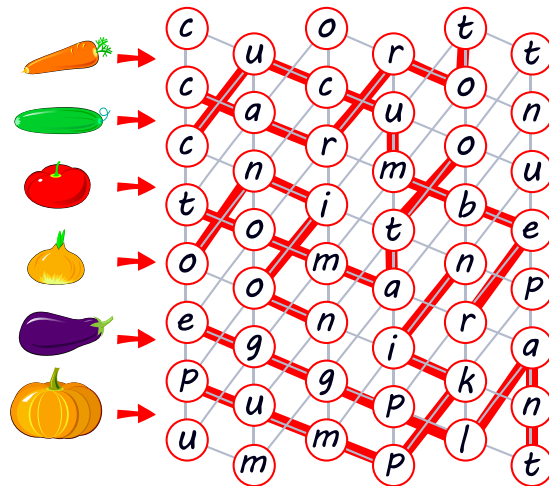


# Solutions

## Activity 1

Down: 1. Sweet Corn, 2. Pumpkin, 3. Broccoli, 4. Carot, 7. Asparagus  
Across: 5. Mushroom, 6. Kale, 8. Capsicum, 9. Cauliflower, 10. Tomato

## Activity 3



## Activity 6

1.



2.

