

Friday Funday

Dear Student!

Welcome to BYJU'S Friday Funday!
It has simple learning activities to last you the whole weekend.

Let's get started!

Activity 1: The toy room

Activity 2: Play time!

Activity 3: The toy box

Activity 4: Complete the picture

Activity 5: The shadow game

Activity 6: Big toys and small toys

Activity 7: The toy shelf

Activity 8: Colour me!

Bonus - Stickers included

Activity 1

The toy room

1. Instruction:

Count the number of toys in this room and write the count of each type in the boxes









<input type="text"/>	<input type="text"/>	<input type="text"/>	<input type="text"/>	<input type="text"/>	<input type="text"/>
					

2. Instruction:

Count the number of toys in this room and write the count of each type in the boxes



<input type="text"/>	<input type="text"/>	<input type="text"/>	<input type="text"/>	<input type="text"/>	<input type="text"/>
					

Activity 2

Play time!

1. Instruction:

Who wants to play with which toy?

A matching activity where three children are connected to their preferred toys. Child A is connected to the paint palette (1), Child B is connected to the bucket and shovel (2), and Child C is connected to the train (3).

A

B

C


1

2

3

2. Instruction:



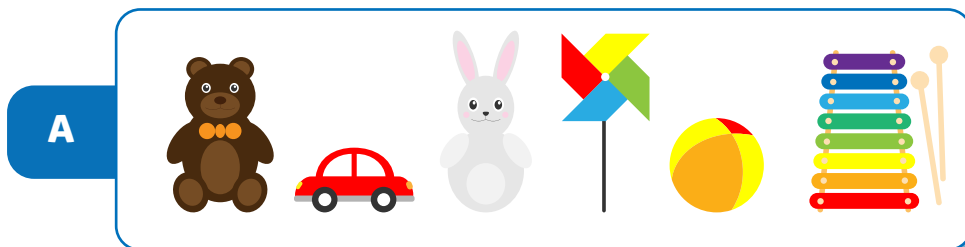
Who wants to play with which toy?



Activity 3

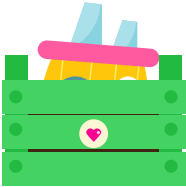
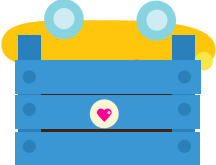







The toy box

1. **Instruction:**
Which toys are in the box?



2. Instruction:

Match the toys with their boxes


			
			
			
			



A



B



C



D



E



F



G



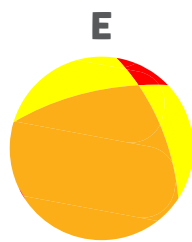
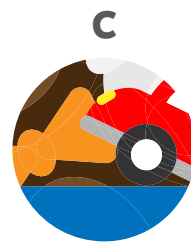
H

Activity 4

Complete the picture

1. Instruction:

Add the missing piece and complete the picture



2. Instruction:


Add the missing piece and complete the picture




A



B



C



D









E







Activity 5

The shadow game

1. **Instruction:**
Match the toys to their shadows



2. Instruction:
Match the toys to their shadows


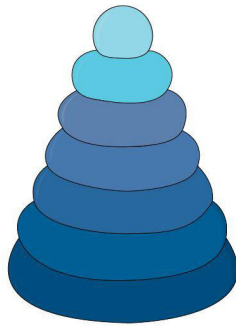


Activity 6

Big toys and small toys

Instruction:

Sort the toys by size



BIG

MEDIUM





SMALL

Activity 7

The toy shelf




1. Instruction:

Arrange the toys on the shelf based on their colour



2. Instruction:

Arrange the toys on the shelf based on their colour




Activity 8

Colour me!


Instruction:

Colour the picture with your favourite colours



Bonus

Stickers



amazing!



Excellent!

Solutions


Activity 2

1. A-2 B-1 C-3

2. A-3 B-1 C-2

Activity 3

1.



2.

