



Friday Funday

Dear Student!

Welcome to BYJU'S Friday Funday!
It has simple learning activities to last you
the whole weekend.

Let's get started!

Activity 1: Home sweet home	2
Activity 2: The bees and the bear	4
Activity 3: Counting it right	5
Activity 4: Spot the differences	7
Activity 5: The different one	9
Activity 6: Be(e) thinking game	10
Activity 7: The beekeeper	11
Activity 8: Scrambled letters	12
Activity 9: Colour me!	13

Bonus - Stickers included

Activity 1

Home Sweet Home


1. Instruction:

Help this bee find her way back home to her honeycomb



2. Instruction:

Help the bee get to the hive and collect all the honey buckets along the way



Activity 2

The Bees And The Bear

1. Instruction:

Find someone to play with. Take turns to roll the dice.
Move your counter forward the number of spaces shown
on the dice. The first one to reach the honeycomb wins.



Activity 3

Counting It Right

1. Instruction:

Do the addition correctly and help the bee get to the flowers































The path starts with a bee at a circle containing the number 3. The path continues through several circles connected by dashed lines, with arithmetic operations between them:

- From 3, an arrow labeled $+3$ points to an empty circle.
- From that circle, an arrow labeled $+2$ points to another empty circle.
- From that circle, an arrow labeled $+2$ points to a third empty circle.
- From that circle, an arrow labeled -5 points to a circle containing the number 9.
- From 9, an arrow labeled $+4$ points to an empty circle.
- From that circle, an arrow labeled -3 points to another empty circle.
- From that circle, an arrow labeled -7 points to an empty circle.
- From that circle, an arrow labeled $+4$ points to a circle containing the number 3.
- From 3, an arrow labeled $+3$ points to an empty circle.
- From that circle, an arrow points to a flower bed at the end of the path.




2. Instruction:

Count the honeybees and write the number in the boxes

Count the honeybees in the grid below:

Count the honeybees in the grid below:

	=	<input type="text"/>		=	<input type="text"/>		=	<input type="text"/>
---	---	----------------------	---	---	----------------------	---	---	----------------------

Activity 4

Spot the differences

1. Instruction:

Find 10 differences between the two images



2. Instruction:

Find 5 differences between the two images




Activity 5

The Different One

1. Instruction:

There is one bee that is different from the rest. Find her.



Activity 6

Be(E) Thinking Game

1. Instruction:

Fill the blanks with numbers from 1 to 8.

When you are done, there should be only one of each kind in a row and in a column.

	2	1	
	4		1
3		4	

	8	6	
	7		6
5		7	



Activity 7

The Beekeeper

1. Instruction:

Can you help the beekeeper find ten bees in the garden?



Activity 8

Scrambled letters

1. Instruction:

Arrange the letters in the correct order to identify the word

E O H
N Y




Activity 9

Colour Me!

1. Instruction:

Colour the picture with your favourite colours



Bonus

Stickers




SOLUTIONS

Activity 4

1.



2.



SOLUTIONS

Activity 6

1.



Activity 8

1.

HONEY