

A fun way to enhance your

GRAMMAR SKILLS

Number of players

Maximum of four players. The game can be played individually too.

Things needed



Paper and pencil



Crayons or colour pencils

Parental involvement

Parents need to keep an eye out to monitor the game and keep track of the child's progress.



PREPOSITIONS IN THE HOUSE

Ground rules

- ▶ The child needs to take a look at the picture below and answer the questions.
- ▶ The answers are jumbled. Take the help of your parents or any adult to match the correct answers.



Questions:

- ▶ Rick is dusting _____ the bookshelf.
- ▶ Paul is vacuuming _____ the carpet.
- ▶ There are books _____ the shelf.
- ▶ The ball is _____ the table.


Jumbled answers:

On, Above, Under, Inside

PRE-POSITION THE RACCOON


Ground rules

- ▶ Take a good look at the picture below.
- ▶ The raccoon is in different positions with respect to the box.
- ▶ Fill in the correct preposition in the boxes given below each picture.
- ▶ The answers are in jumbled order, so choose wisely.
- ▶ Take the help of your parents or an adult and get started on the game!



Jumbled answers:

Under, Near, Between, Beside, Inside, Above, In, On, Behind





PRE-POSITION THE RACCOON











Jumbled answers:
Under, Near, Between, Beside, Inside, Above, In, On, Behind

WHAT YOU LEARN



Grammar



Observation



Visual interpretation skills