



Friday Funday

Dear Student!

Welcome to BYJU'S Friday Funday!

It has simple learning activities to last you the whole weekend.

Let's get started!

XXXX
XXXX

Activity 1:	It's me, rectangle!	3
Activity 2:	The odd ones	4
Activity 3:	The two halves	5
Activity 4:	House of rectangles	6
Activity 5:	The puzzling puzzle	7
Activity 6:	Yummy bananas	8
Activity 7:	Colourful rectangles	9
Activity 8:	The missing part	10
Activity 9:	What comes next?	11
Activity 10:	Goodbye, rectangle!	12
Activity 11:	Colour me!	14




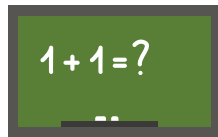


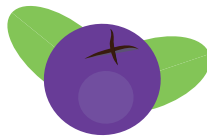


Bonus	: Stickers	15
--------------	-------------------	----

Activity 1

It's me, rectangle!

1. Instruction:

Circle the objects that are rectangular in shape



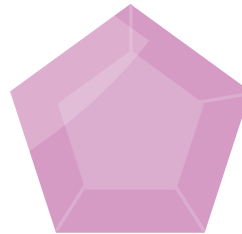


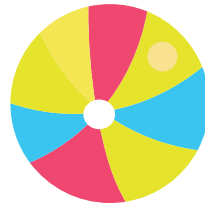




Activity 2

The odd ones

1. Instruction:

Circle the objects that are NOT rectangular in shape









Activity 3

The two halves

1. Instruction:

Match the correct two halves to complete the pictures




Activity 4

House of rectangles

1. Instructions:

How many rectangles can you find?







Activity 5

The puzzling puzzle

1. Instruction:

Match the correct pieces to make a rectangle.

(Note: You can make 4 rectangles using these eight pieces.)




Activity 6

Yummy bananas

1. Instruction:

Which path should the monkey take to reach the bananas?




Activity 7

Colourful rectangles

1. Instruction:

Add the rectangles

Note: Pay extra attention to the colour and size of the rectangles





Activity 8

Spot the differences

1. **Instruction:**

Spot ten differences between the two rectangular toy boxes given below


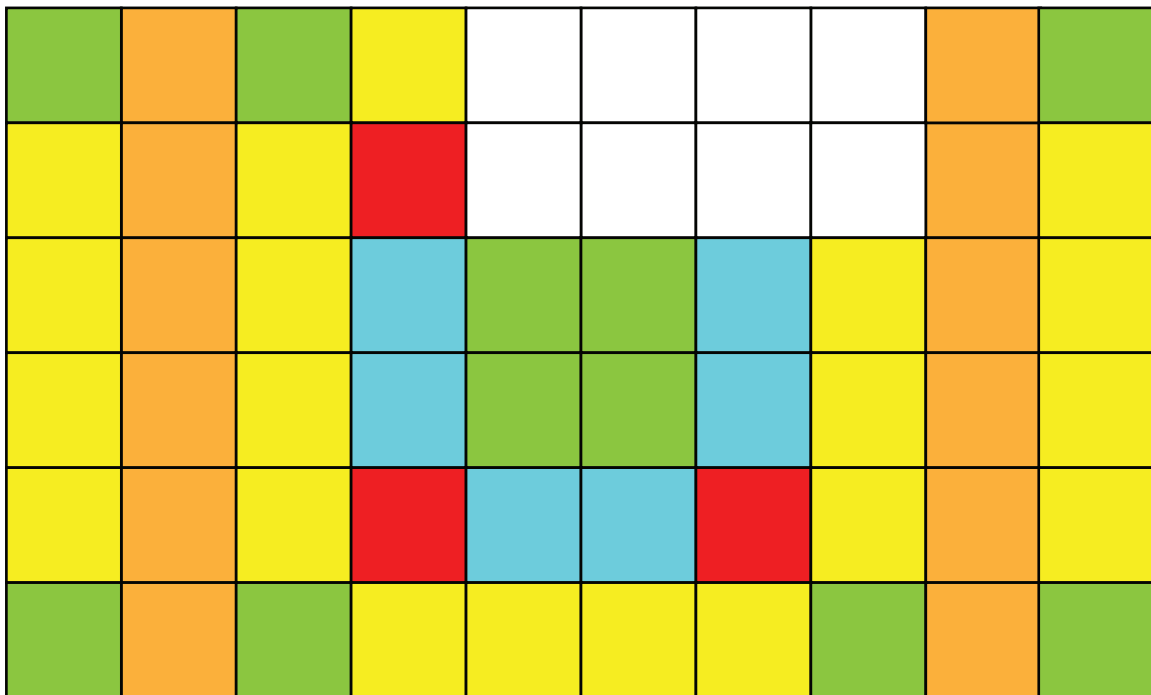


Activity 9

The missing part

1. Instruction:


Find the missing part of this rectangle



(a)



(b)





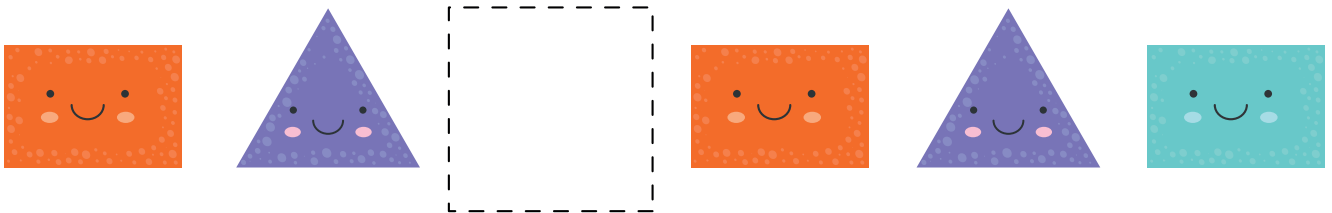
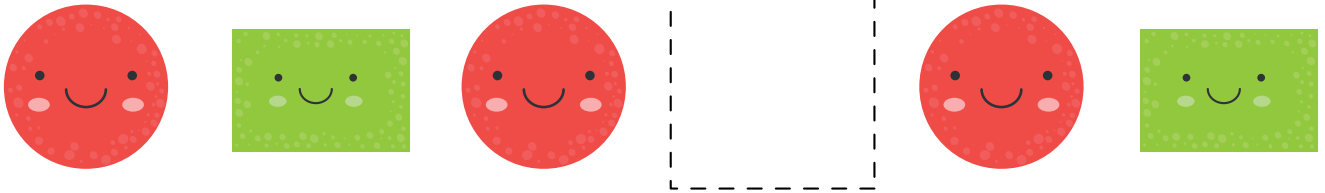
(c)

Activity 10

What comes next?

1. Instruction:

Choose the correct option to complete the pattern




(a)



(b)



(c)








(d)

Activity 11

Goodbye, rectangle!

1. Instruction:

Say goodbye to the rectangle by matching the objects to their black-and-white forms



Activity 12

Colour me!

1. Instruction:

Fill this image with your favourite colours



Bonus Stickers

Excellent!

Awesome!

You are amazing!

Very good!

Super!

You are a star!

Be kind!

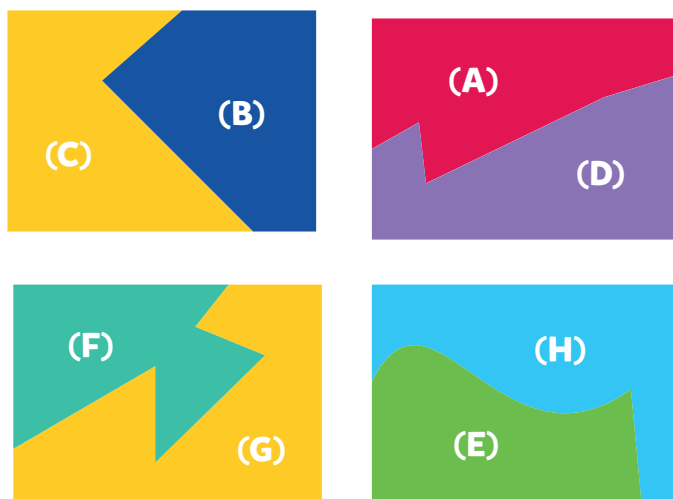
Great effort!

You are doing great!

SOLUTIONS


Activity 5

1.



Activity 6

2.



SOLUTIONS


Activity 7

1.



Activity 8


1.



SOLUTIONS

Activity 9

1.



(a)

Activity 10

1.

