



Friday Funday

Dear Student!

Welcome to BYJU'S Friday Funday!

It has simple learning activities to last you the whole weekend.

Let's get started!

× × ×
× × ×

Activity 1:	Who am I?	3
Activity 2:	Practising rhombuses	4
Activity 3:	The rhombus finder	5
Activity 4:	Unmatched rhombus	7
Activity 5:	Rhombus vs Rectangle	8
Activity 6:	The missing piece	9
Activity 7:	The colourful rhombuses	10
Activity 8:	Rhombus workshop	11
Activity 9:	Diamond maze	12
Activity 10:	Crack the code	13
Activity 11:	The colourful balloons	14
Activity 12:	The two halves	15
Activity 13:	Colour me!	16

Bonus : Stickers 17

Activity 1


Who am I?

1. **Instruction:**

Unscramble the letters to find the name of this shape

B O S M U H R

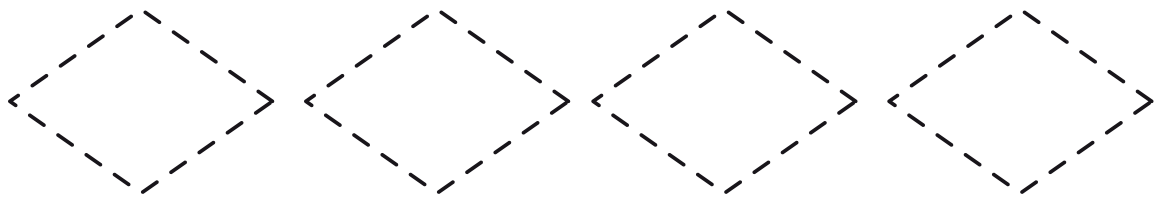
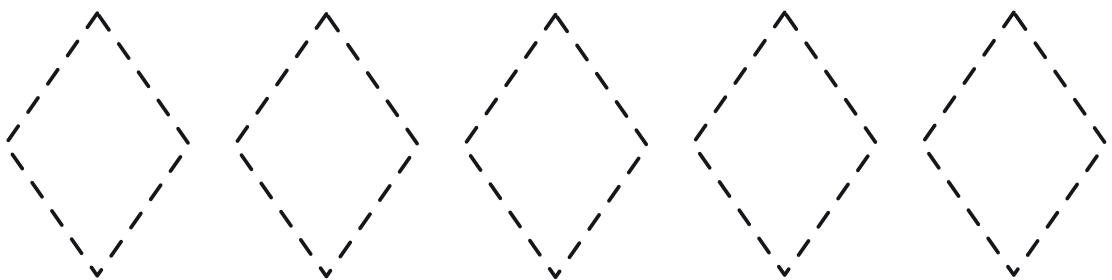

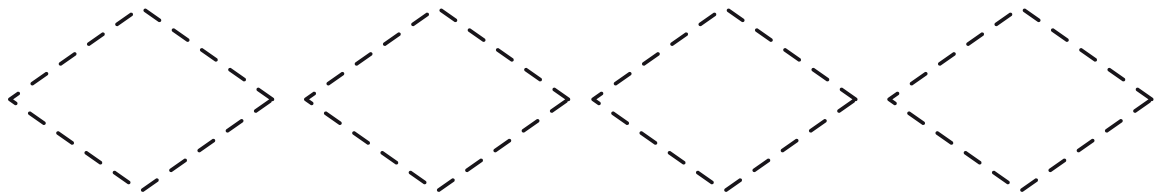

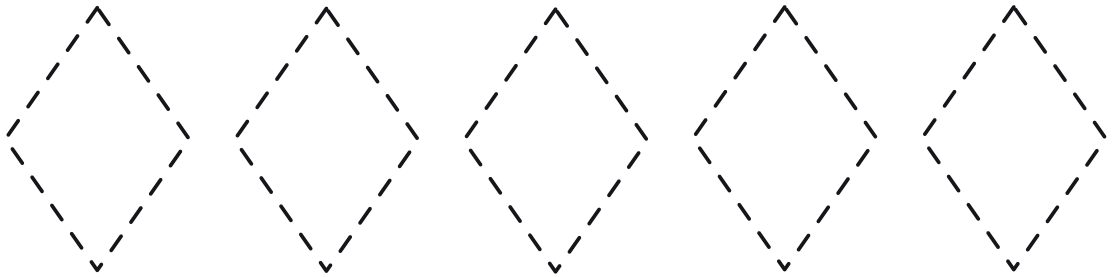
--	--	--	--	--	--	--



Activity 2

Practising rhombuses

- 1. Instruction:**
Trace the rhombuses

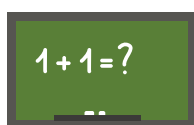



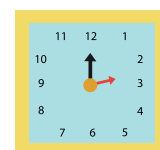





Activity 3

The rhombus finder








1. Instruction:

Circle every object that looks like a rhombus





2. Instruction:
Find and circle every rhombus












Activity 4

Unmatched rhombus

1. Instruction:

Identify the rhombus that does not have a matching pair






Activity 5


Rhombus vs Rectangle

1. Instruction:

Draw lines to match the objects with the correct shape



Rhombus



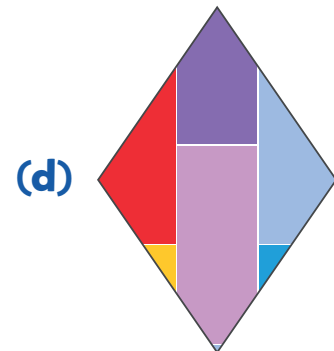
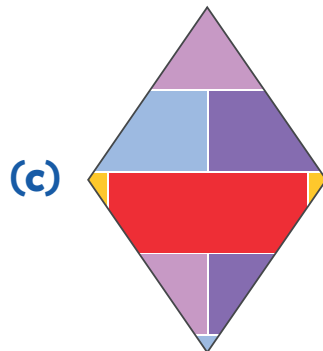
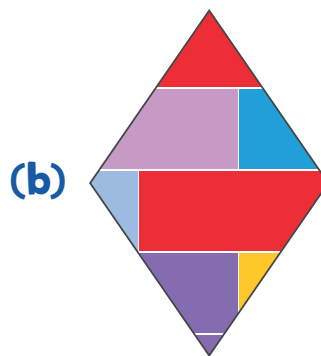
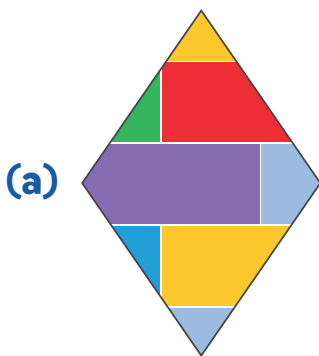

Rectangle

Activity 6

The missing piece

1. Instruction:

Find the missing rhombus to complete the brick wall











Activity 7

The colourful rhombuses

1. Instruction:

Fill in the table by matching the given rhombuses with the corresponding colours as shown



Activity 8

Rhombus workshop

1. Instruction:

Join the dots to make a rhombus



Activity 9

Diamond maze

1. Instruction:

Collect all the diamonds on your way to the treasure



Activity 10

Crack the code

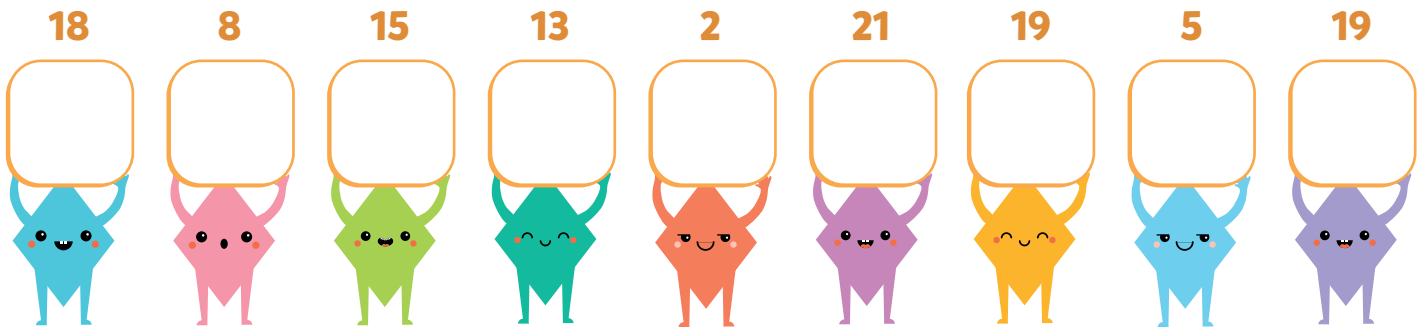
1. Instruction:

Use the legend to crack the code

Eg:

K	I	T	E	S
---	---	---	---	---

11 9 20 5 19



a	b	c	d	e	f	g	h	i	j	k	l	m
---	---	---	---	---	---	---	---	---	---	---	---	---

1 2 3 4 5 6 7 8 9 10 11 12 13

n	o	p	q	r	s	t	u	v	w	x	y	z
---	---	---	---	---	---	---	---	---	---	---	---	---


14 15 16 17 18 19 20 21 22 23 24 25 26

Activity 11

The colourful balloons

1. Instruction:

Connect the balloons and make the word 'diamond'



Activity 12

The two halves

1. Instruction:

Match the two halves to complete each kite




Activity 13


Colour me!

1. Instruction:

Fill these images with your favourite colours




Bonus Stickers



SOLUTIONS

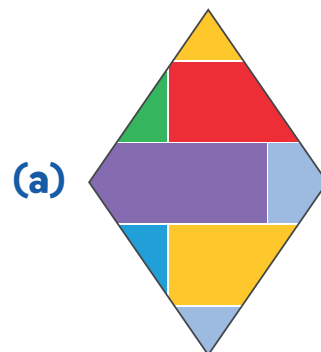
Activity 4

1.



Activity 6


1.



SOLUTIONS

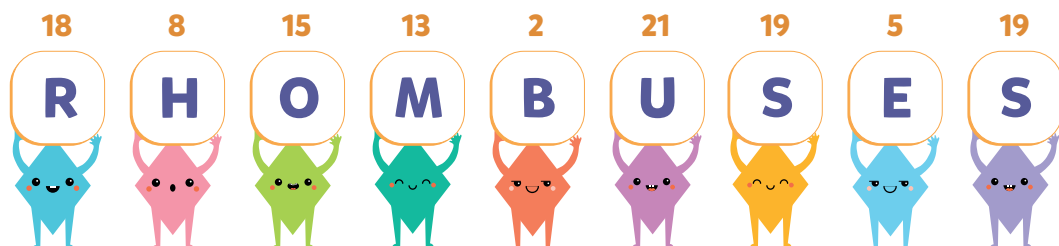
Activity 7

1.



Activity 10


1.



SOLUTIONS

Activity 11

1.



Activity 12

1.

