



# Friday Funday

Dear Student!

**Welcome to BYJU'S Friday Funday!**

It has simple learning activities to last you the whole weekend.

**Let's get started!**

<b>Activity 1:</b>	What's my name?	3
<b>Activity 2:</b>	The pair-up game	4
<b>Activity 3:</b>	The mamma dinosaur	6
<b>Activity 4:</b>	Maths maze	7
<b>Activity 5:</b>	Count me if you can	8
<b>Activity 6:</b>	The missing pieces	9
<b>Activity 7:</b>	The other side	10
<b>Activity 8:</b>	Puzzling pattern	11
<b>Activity 9:</b>	Colour me!	12


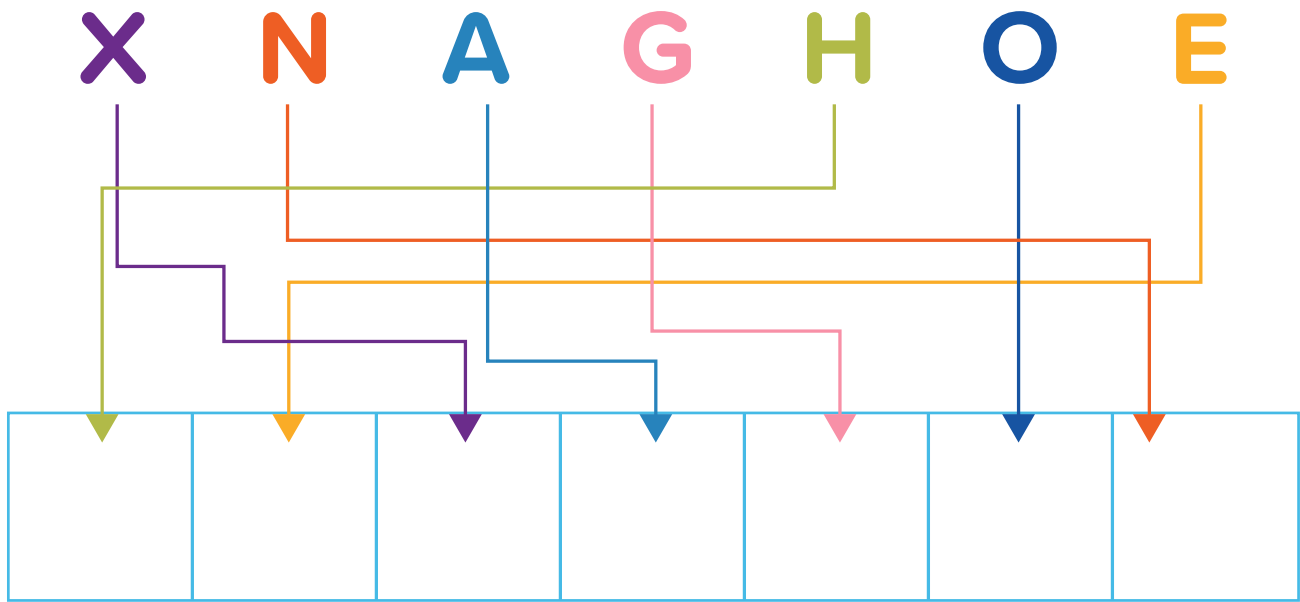
<b>Bonus</b>	<b>:</b> Stickers	<b>13</b>
--------------	-------------------	-----------

# Activity 1

What's my name?

**1. Instruction:**

Unscramble the letters to find the name of this shape



# Activity 2

The pair-up game

## 1. Instruction:

Which flower has the same hexagon petals?



(a)



(b)



(c)



(d)




(e)



(f)

2. **Instruction:**  
Find a pair of identical hexagons




# Activity 3

The momma dinosaur

## 1. Instruction:

Help momma dinosaur find her way to the egg through this hexagon maze



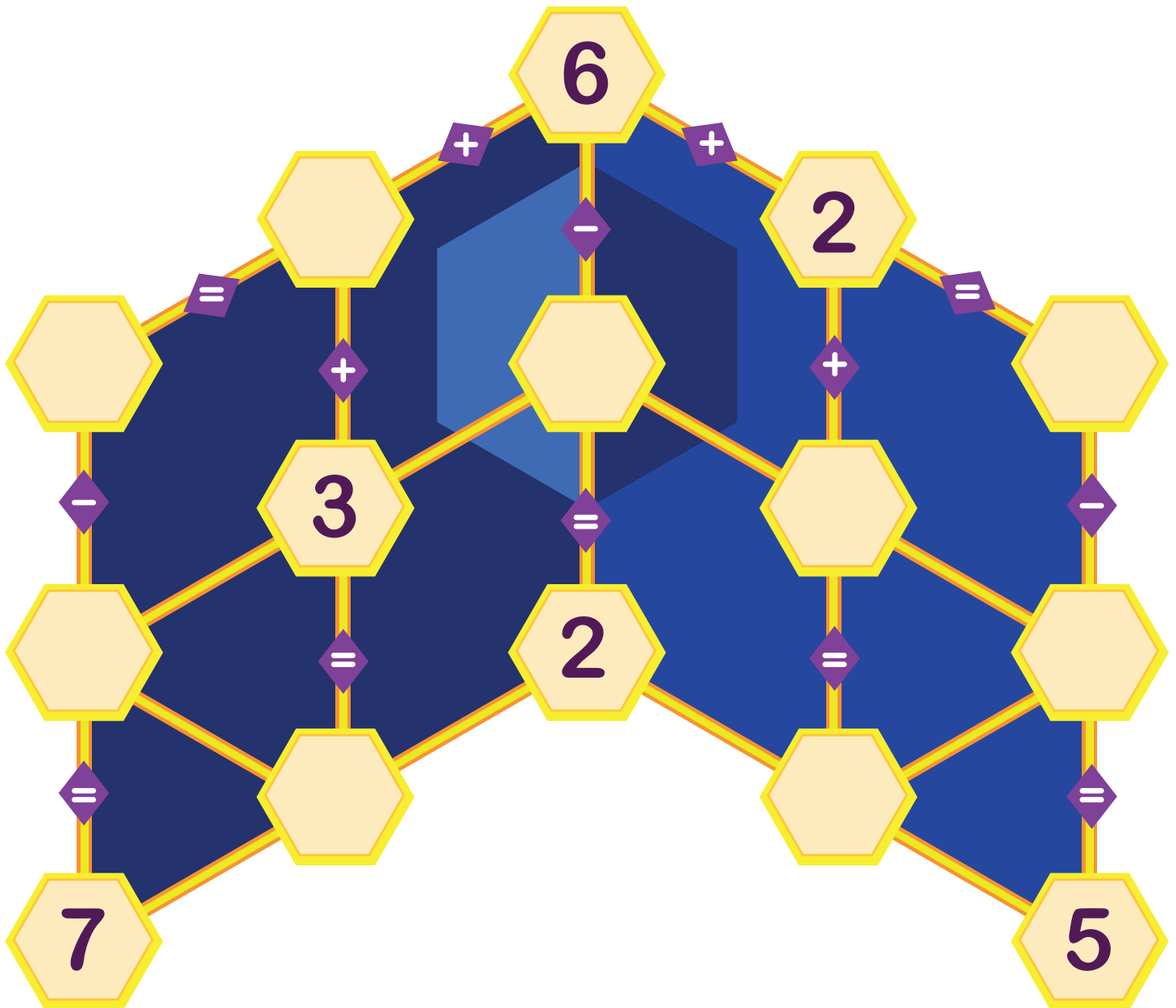
# Activity 4

## Maths maze

### 1. Instruction:

Solve the puzzle using your maths skills

(Note: The puzzle is hard so don't be afraid to try until you succeed)



# Activity 5

Count me if you can

- 1. Instruction:**  
Count the hexagons





# Activity 6

The missing pieces


## 1. Instruction:

Match the hexagons to their missing pieces





○

○



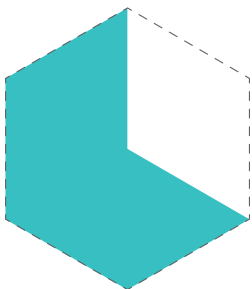
○

○



○

○



○

○




# Activity 7

The other side

1. **Instruction:**

Find the mirror half of the image given below



(a)



(b)










(c)

# Activity 8

## Puzzling pattern

### 1. Instruction:


Find out what comes next to complete the pattern



(a)



(b)



(c)



(d)




(e)

# Activity 9



Colour me!

## 1. Instruction:

Draw and colour the empty half of the hexagon to complete the picture



# Bonus Stickers




# SOLUTIONS

## Activity 2

1.



2.






# SOLUTIONS

## Activity 3

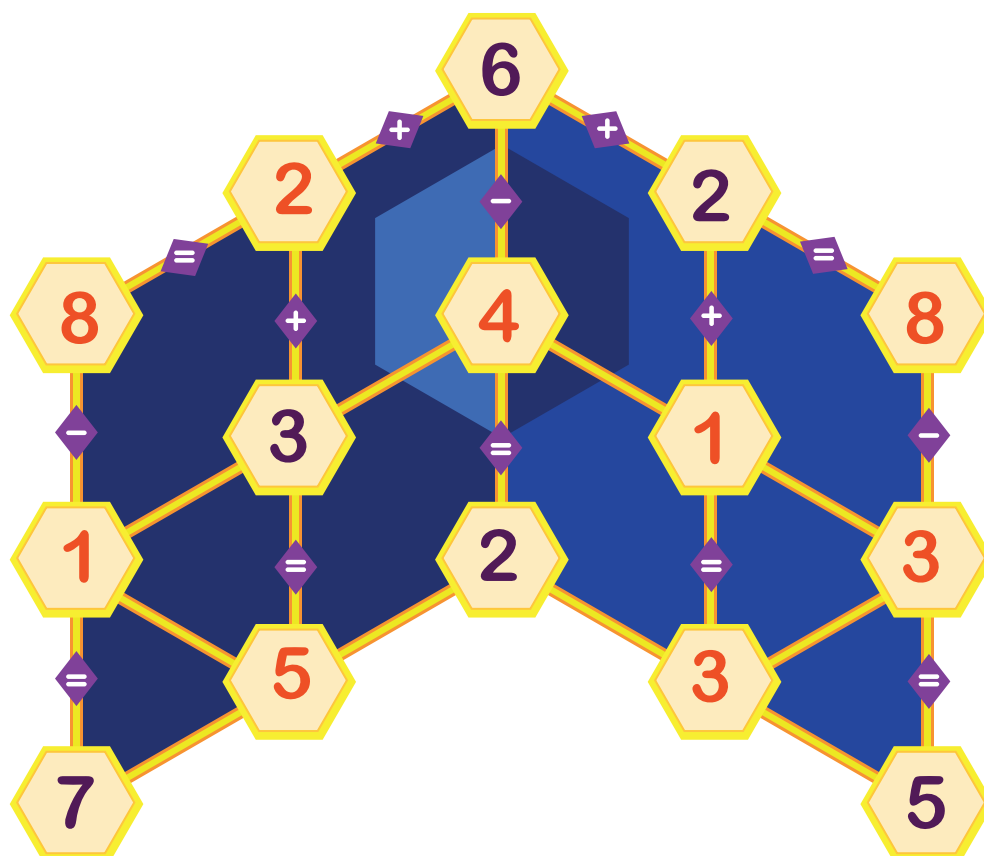
1.



# SOLUTIONS

## Activity 4

1.



## Activity 5

1.

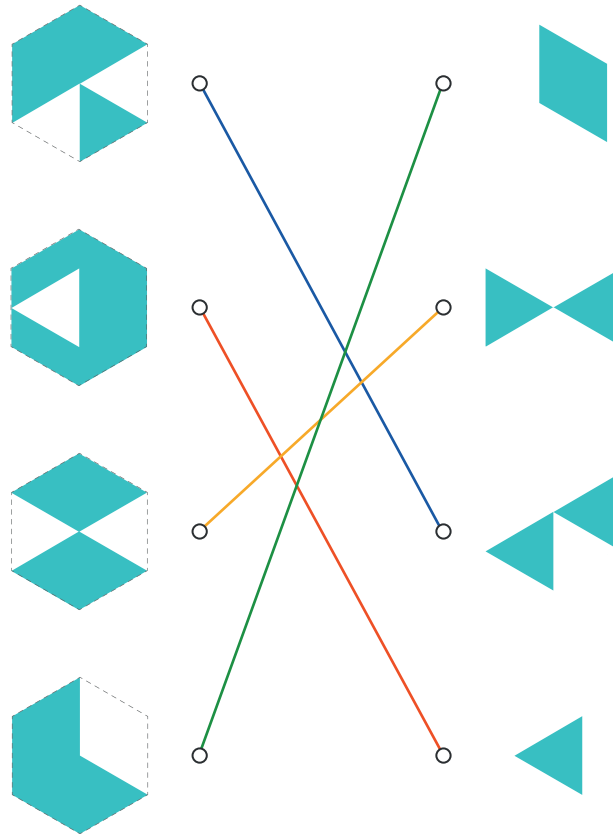
17 Hexagons



# SOLUTIONS

## Activity 6

1.



## Activity 7

1.



(b)