

Friday Funday

General Knowledge | Reading & Writing Activities | Maths Exercises

Hello young learners!

**I am Mila from the Disney.BYJU'S Early Learn App,
where I share all my adventures in Ordinary County!**

**Do you know that I have a secret? Not even
my brother, Ezra, knows about it!**

**I am a superhero who goes
by the name Kid Inc. I wear a badge
that glows and alerts me whenever
there is any trouble!**

**But when I am back to being Mila,
I read books, explore the world and
do my homework, just like you!
Would you like to help me finish it?**

**You can also join Miss Mala,
Miss Meridiem and Officer Michael
for more fun learning activities!**

Let's go!



ACTIVITY 1

Mila Explains Sculpture

3

ACTIVITY 2

Maths With Miss Mala!

10

ACTIVITY 3

Mental Gymnastics With Miss Meridiem

11

ACTIVITY 4

Sculptures With Officer Michael

13

ACTIVITY 5

Fun With Ezra!

16

BONUS

Stickers

19



ACTIVITY 1

Mila Explains Sculpture



SCULPTURES

It is fun to play with clay or play dough. We can make so many things, explore new ideas and do it over and over again until we make the object that we want to make. Do you know that there is a visual art form called sculpture that is similar to this? It's all about making things that have length, width and height. The artist who makes sculptures is called a sculptor.



Sculpture is made by carving, modelling, casting and construction.



CARVING

When a sculpture is made by carving, it means that the sculptor has cut or scraped bits and pieces of solid materials like stone or wood to make the sculpture.

CASTING

When the sculptors want to make a sculpture using casting, they make a mould and pour a liquid material like molten metal or glass into the mould. Since moulds can be used many times, many replicas of a sculpture can be made.

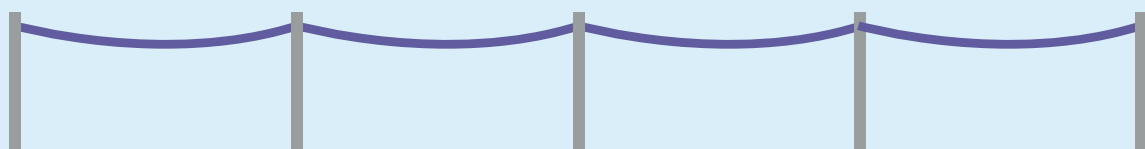


MODELLING

Another popular form of making sculptures is through modelling. When sculptors work on soft materials like clay, they shape it instead of carving it. It gives the sculptors the freedom to reshape if they want to change something, unlike scraping and cutting.

CONSTRUCTION

Besides this, sculptors sometimes also make sculptures from different materials and objects they find by using different techniques such as welding, nailing or glueing.



Sculpting as an art has been around for a long time in India. Different time periods of India have been beautifully captured in these sculptures. The earliest sculptures in India are from the Indus Valley Civilization. Many **terracotta**, stone and bronze **figurines** have been discovered at these sites. Many seals of different shapes and sizes have also been found. On these seals, there are pictures of animals or people and an **inscription** that no one has figured out yet.

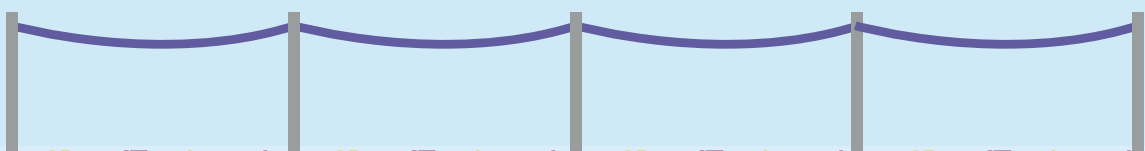
Terracotta (noun) - Red-brown clay that is used for making pots, etc.

Figurine (noun) - A small statue of a person or an animal

Inscription (noun) - Words written on the front of a book or cut into stone or metal

The Buddhist emperor Ashoka had **monolithic** sandstone pillars built. They were 30–40 feet tall. On top of these pillars were statues of animals like the bull, lion and elephant. These animals seem real and lively if you look closely. Buddhist ideas of morality, humanity and piety are written on them.

Monolithic (adjective) - Used to describe large single vertical blocks of stone





Seal : Elephant and inscription (Indus script). Made of stone (steatite). Harappan civilization, from Mohenjo-daro. British Museum, 1947,0416.5.

Source: Zunkir, CC BY-SA 4.0, via Wikimedia Commons



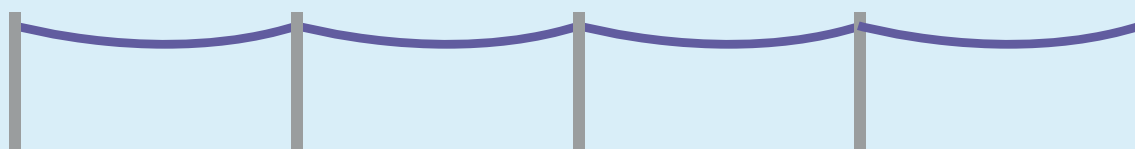
**Seal : Elephant and inscription (Indus script)
Made of stone (steatite). Harappan civilization,
from Mohenjo-daro. British Museum, 1947,0416.5.**

Source: Zunkir, CC BY-SA 4.0, via Wikimedia Commons



**Composition of signs / armorial bearings.
Mold of a seal, Indus valley civilization, 2500-1500
BC. State Museum, Bhopal. India.**

Zunkir, CC BY-SA 4.0, via Wikimedia Commons



During the Gupta period, along with other art forms, sculpture also flourished. During this time, sculpting styles, types and ideas of beauty became more clear and refined. That is one of the reasons Gupta sculpture is considered important in Indian history.

During the time of the Mughals and other rulers, there was no big movement in sculpture, but it managed to survive. Today, the visual art of sculpture is strongly influenced by modern, eclectic and international concepts.

Eclectic (adjective) - Not sticking to one style or set of ideas, but using many different ones.

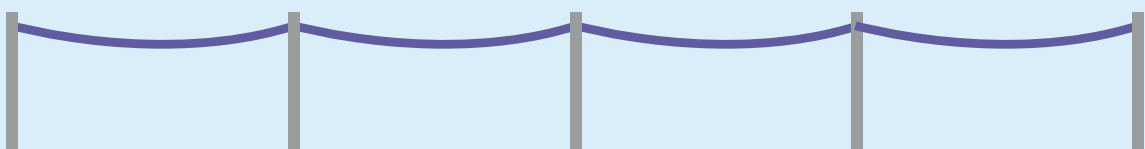




REFERENCE:

<https://www.oxfordlearnersdictionaries.com/> | <https://kids.britannica.com/kids/article/sculpture/353751>
<https://www.tate.org.uk/art/art-terms/sculpture> | <https://www.nga.gov/content/dam/ngaweb/research/publications/pdfs/sculpture-of-india.pdf>
<https://ancientindianwisdom.com/culture/indian-sculpture> | <https://ccrtindia.gov.in/indus-civilization-sculpture/>
<https://ccrtindia.gov.in/buddhist-sculpture/> | <https://ccrtindia.gov.in/gupta-sculpture/>
https://upload.wikimedia.org/wikipedia/commons/1/19/Blazon_Mold_of_Seal_of_Seal%2C_Indus_valley_civilization.JPG
https://upload.wikimedia.org/wikipedia/commons/b/b6/Elephant_harappan_seal_-_BM.jpg
https://commons.wikimedia.org/wiki/File:Cylinder_seal_Indus_1960_0718_1_1.jpg
https://upload.wikimedia.org/wikipedia/commons/3/38/Sarnath_capital.jpg
https://upload.wikimedia.org/wikipedia/commons/2/24/Gupta_Sculpture%2C_4th-7th_Century_-_33513844192.jpg
<https://ccrtindia.gov.in/medieval-school-of-sculpture/>
<https://ccrtindia.gov.in/modern-indian-sculpture/>

Retrieved on 26 February 2023



Instruction: Read the passage and answer the following questions

1. Sculptors use modelling to make sculptures out of soft materials like _____ .

- a. Clay b. Metal c. Both A and B

2. Sculpture is made by carving, modelling, casting and construction.

- a. True b. False c. Can't say

3. Which of the following statements is true?

- a. Sculpture is not a new art in India.
b. The pillars made by the emperor Ashoka were 20 feet (6.1 m) tall.
c. Both A and B

4. If you were a sculptor using casting, which one of the following materials would you use?

- a. Clay b. Metal c. Wood

5. The art of sculpture vanished during the Mughal rule.

- a. True b. False c. Can't say



ACTIVITY 2

Maths With Miss Mala!

Instruction: Solve the following equations

	1	2	3	4
A	2	3	12	11
B	12	22	31	15
C	30	43	30	21
D	55	44	60	83



1) **A3 + C1**

$$12 + 30 = 42$$

2) **A1 + C3**

$$\underline{\quad} + \underline{\quad} = \underline{\quad}$$

3) **A2 + D3**

$$\underline{\quad} + \underline{\quad} = \underline{\quad}$$

4) **C4 + D3**

$$\underline{\quad} + \underline{\quad} = \underline{\quad}$$




ACTIVITY 3

Mental Gymnastics With Miss Meridiem


1. **Instruction:** Find the correct top view of the pyramid




(A)




(B)





(C)



(D)



2. **Instruction:** Complete the image by filling in the missing pieces




(A)




(B)



(C)



(D)



(E)




ACTIVITY 4

Sculptures With Officer Michael



Instruction: Imagine that you are a kind and loving ruler of a small country. Your sculpting team has brought a few sculptures for you to choose for the royal garden that you love. Which one of the following would you choose and why?

(Note: There are no right or wrong answers since art is subjective in nature.)



(A)



(B)



(C)





1. Which sculpture did you choose for your royal garden?

2. What is special about the sculpture you chose?





3. What kind of sculpture would you want for your royal garden if you could only have one made? What would the sculpture be made of?



ACTIVITY 5

Fun With Ezra

Instruction: Find and circle six differences between the two images



Instruction: Find and circle five differences between the two images



Instruction: Fill this image with your favourite colours



BONUS STICKERS



SOLUTIONS

ACTIVITY 1

1. a. Clay 2. a. True
3. a. Sculpture is not a new art in India.
4. b. Metal 5. b. False

ACTIVITY 2

1) **A3 + C1**

$$12 + 30 = 42$$

2) **A1 + C3**

$$2 + 30 = 32$$

3) **A2 + D3**

$$3 + 60 = 63$$

4) **C4 + D3**


$$21 + 60 = 81$$




SOLUTIONS

ACTIVITY 3

1. (D)



2.



SOLUTIONS

ACTIVITY 5

1.



2.

