

 BYJU'S

Friday Funday

Dear Student!

Welcome to BYJU'S Friday Funday!

It has simple learning activities to last you the whole weekend.

Let's get started!

× × ×
× × ×

Activity 1:	What's My Name?	3
Activity 2:	Puzzling Patterns	4
Activity 3:	The Secret	5
Activity 4:	Heart Strings	6
Activity 5:	The Odd Heart	7
Activity 6:	Who Gets the Heart?	8
Activity 7:	Spot the Differences	9
Activity 5:	Matching Hearts	10
Activity 6:	Sudoku	11
Activity 7:	Colour Me!	12

Bonus : Stickers 13

Activity 1


What's My Name?

1. Instruction:

Unscramble the letters to find the name of this shape

A R E T H

--	--	--	--	--

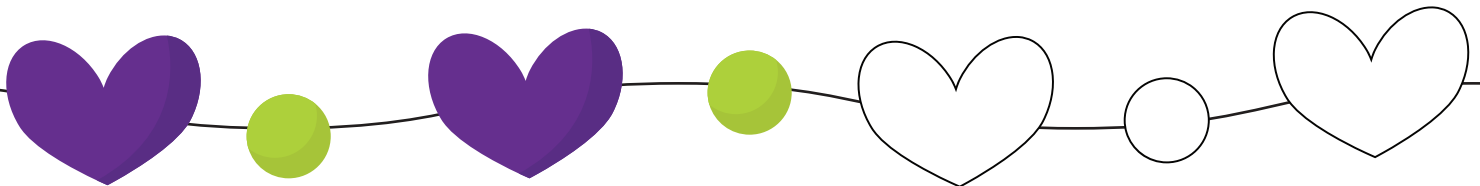
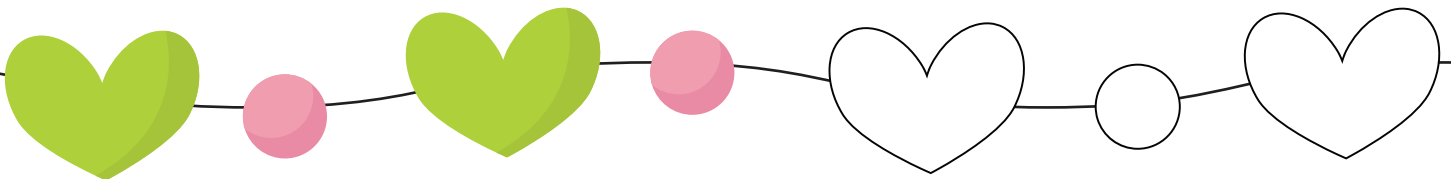
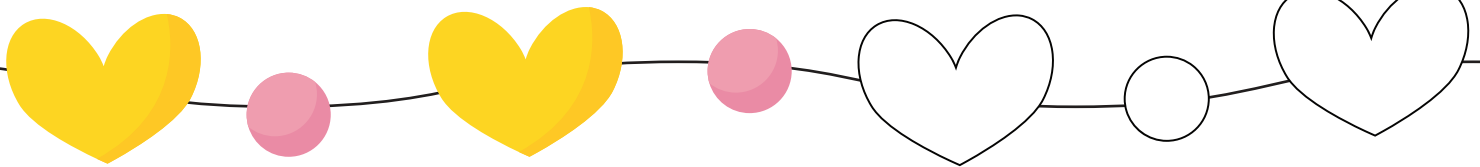
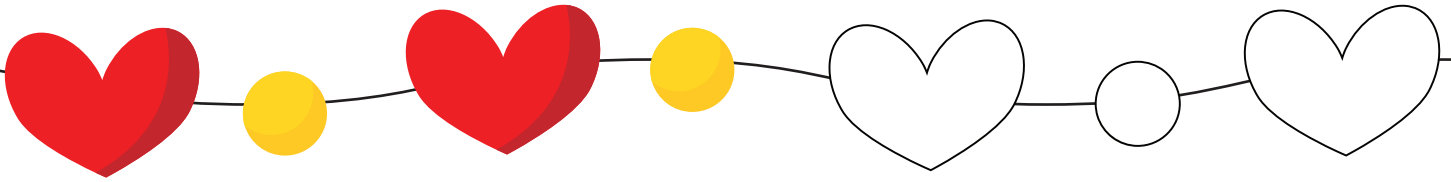


Activity 2

Puzzling Patterns

1. Instruction:

Colour the shapes to complete the pattern




Activity 3

The Secret

1. Instruction:

Colour all the shapes besides the heart shape to find out the secret



Activity 4

Heart Strings

1. Instruction:

Fill in the missing numbers







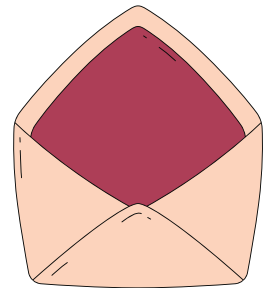







4 2 9 8 17 11 18 20 13 25 23



Activity 5

The Odd Heart

1. **Instruction:**
Identify and circle the odd one




Activity 6

Who Gets the Heart?

1. Instruction:

Which one of these fish will get the heart?





Activity 7

Spot the Differences

1. **Instruction:**

Circle six differences between the two images given below




Activity 8

Matching Hearts

1. Instruction:

Solve the equations and match the hearts with the correct number















Activity 9

Sudoku

1. Instruction:

Fill in the hearts so that each heart appears exactly once across each column and row



(a)



(b)



(c)



(d)

Activity 10

Colour Me!

1. Instruction:

Fill this image with your favourite colours




Bonus Stickers



SOLUTIONS


Activity 2

1.



Activity 3


1.



SOLUTIONS

Activity 4



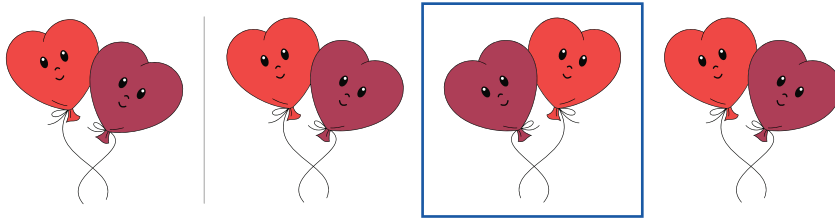
1.



SOLUTIONS

Activity 5


1.



SOLUTIONS


Activity 6

1.



Activity 7

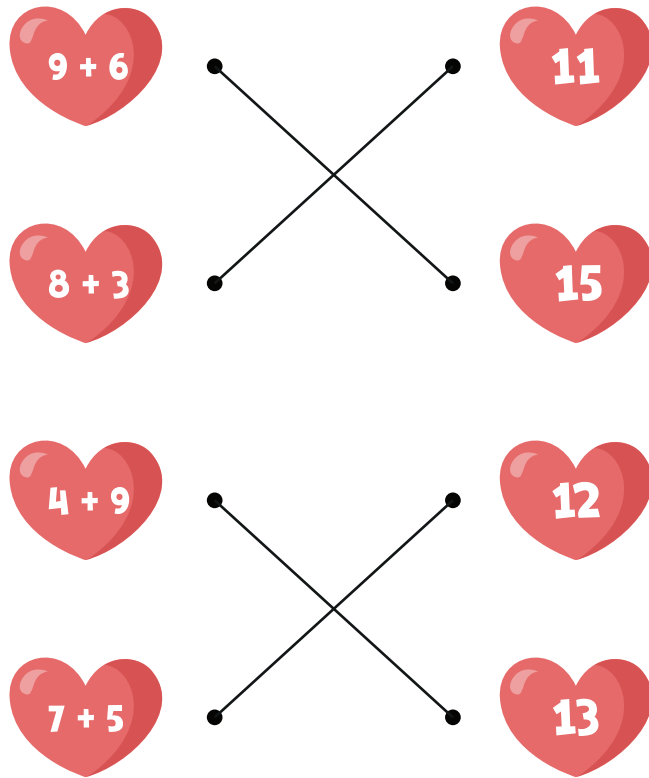
1.



SOLUTIONS

Activity 8

1.



Activity 9

1.

(c)			
		(b)	
	(a)		
			(d)