



Friday Funday

Dear Student!

Welcome to BYJU'S Friday Funday!

It has simple learning activities to last you the whole weekend.

Let's get started!



Activity 1	: What's My Name?	3
Activity 2	: Pasta in Red Sauce	4
Activity 3	: An Odd Apple	5
Activity 4	: The Red Refrigerator	6
Activity 5	: The Red Secret	7
Activity 6	: The Ladybug	8
Activity 7	: Spot the Differences	9
Activity 8	: Apple Maths	10
Activity 9	: Sudoku	11
Activity 10	: Colour Me!	12

BONUS	: Stickers	13
--------------	-------------------	-----------

Activity 1

What's My Name?

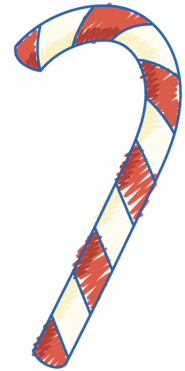

1. Instruction:

Unscramble the letters to find the name of this colour



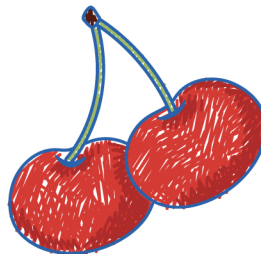

E

D

R



--	--	--



Activity 2

Pasta in Red Sauce

1. Instruction:

Which one of these paths will help the macaroni reach the red sauce ingredients?




Activity 3

An Odd Apple



- Instruction:**
Identify the odd apple




Activity 4

The Red Refrigerator

1. Instruction:

Put the objects back in their respective places in the red refrigerator

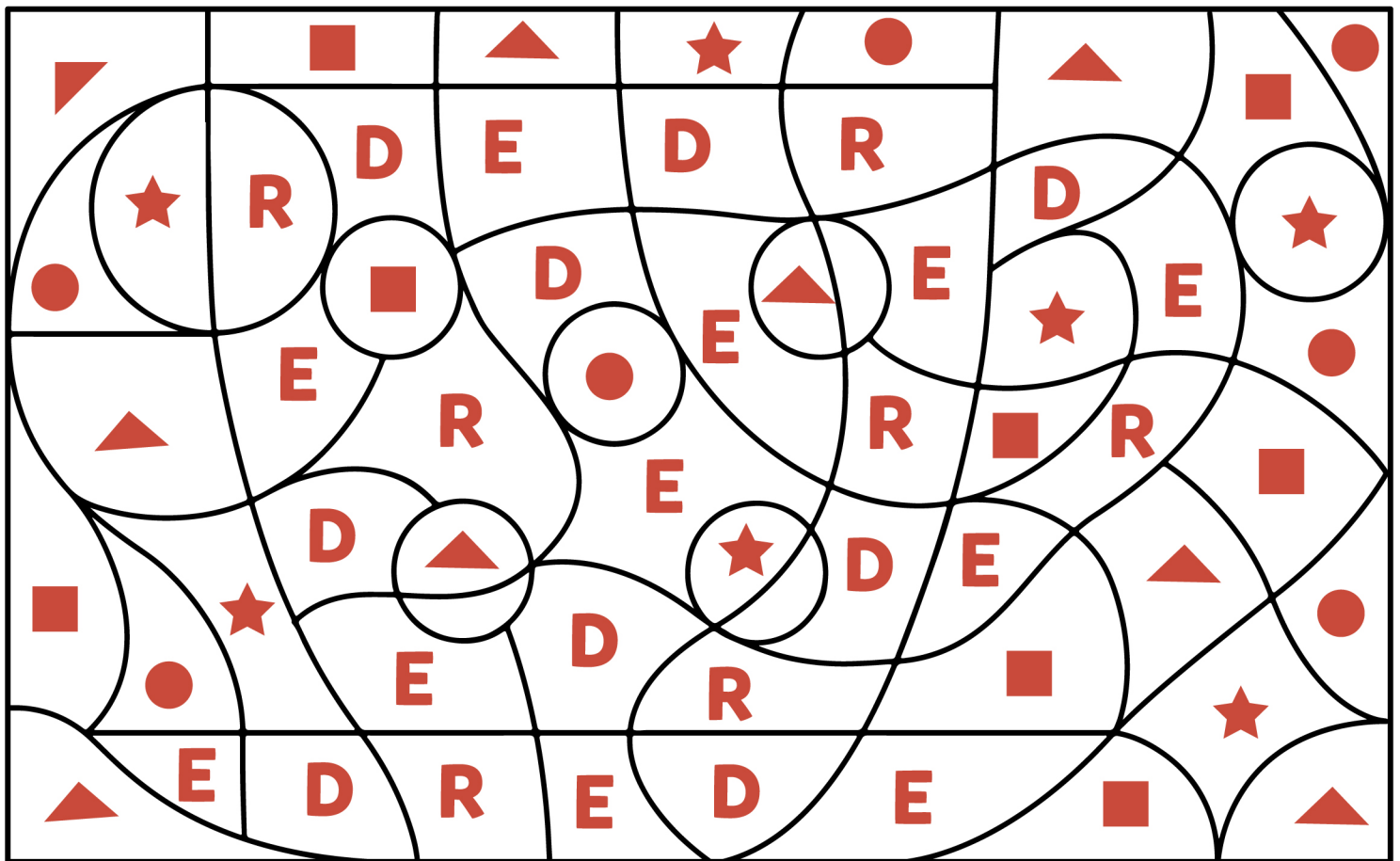


Activity 5

The Red Secret

1. Instruction:

Colour the letters **R**, **E**, and **D** on this page to find out the secret

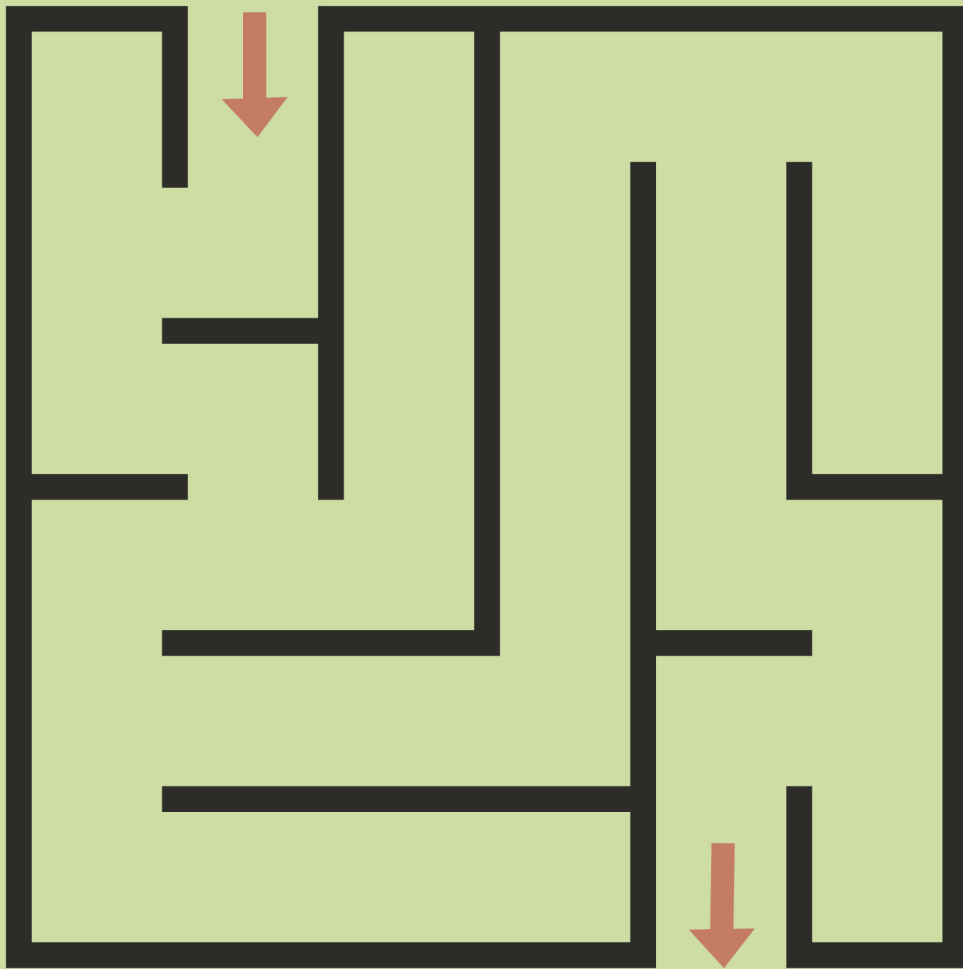


Activity 6

The Ladybug

1. Instruction:

Help this ladybug reach the strawberries



Activity 7

Spot the Differences

1. Instruction:

Circle 10 differences between the two images given below




Activity 8

Apple Maths

1. Instruction:

Fill in the missing numbers

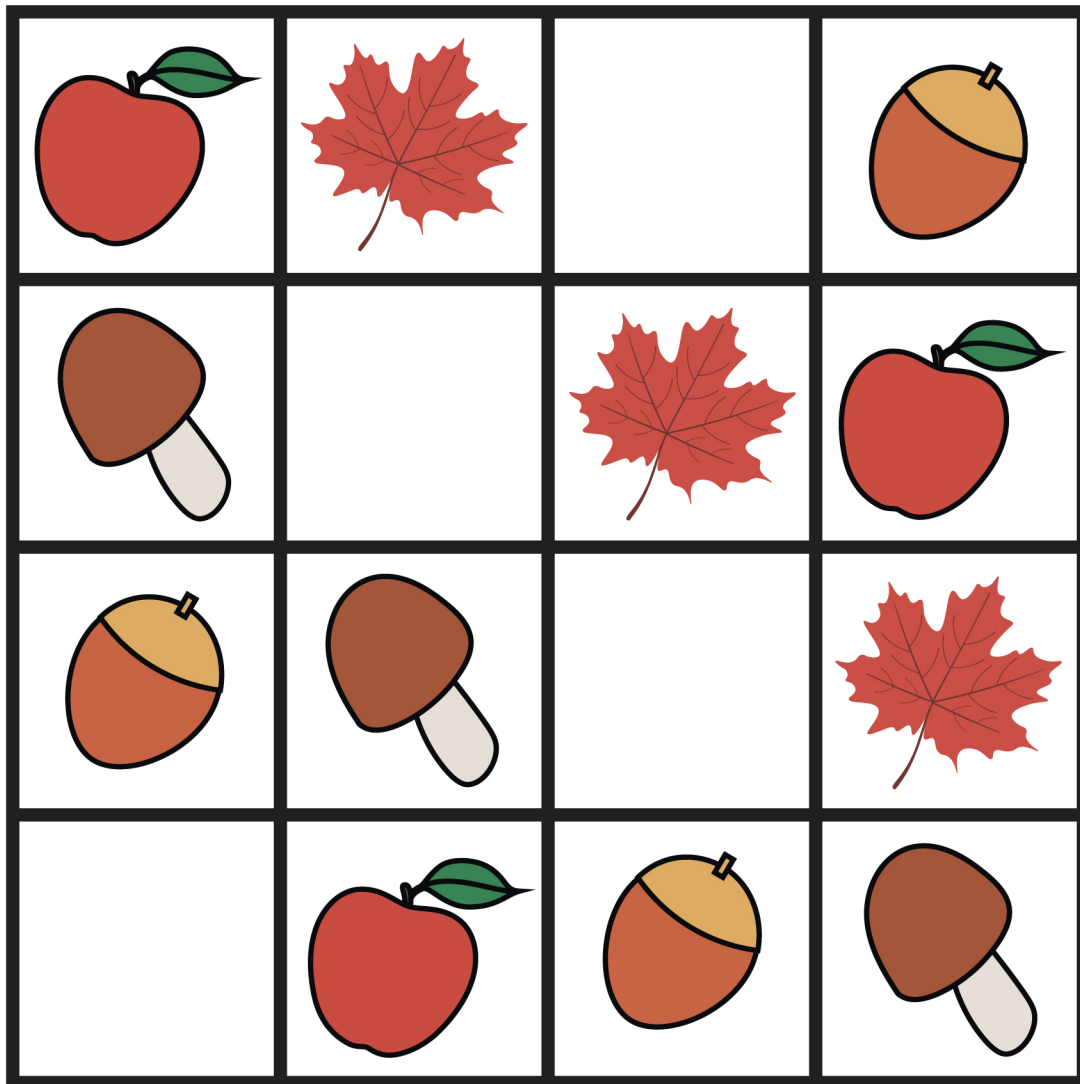

$$\begin{array}{ccccc} \bigcirc & + & 2 & = & \bigcirc \\ + & & + & & + \\ 4 & + & \bigcirc & = & 9 \\ = & & = & & = \\ 6 & + & 7 & = & \bigcirc \end{array}$$

Activity 9


Sudoku

1. Instruction:

Fill in the red objects so that they appear exactly once across each column and row




(a)



(b)



(c)




(d)

Activity 10

Colour Me!

1. Instruction:

Fill this image with the right colours



Bonus Stickers



SOLUTIONS

Activity 1

1.



Activity 2


1.



SOLUTIONS


Activity 3

1.



Activity 4

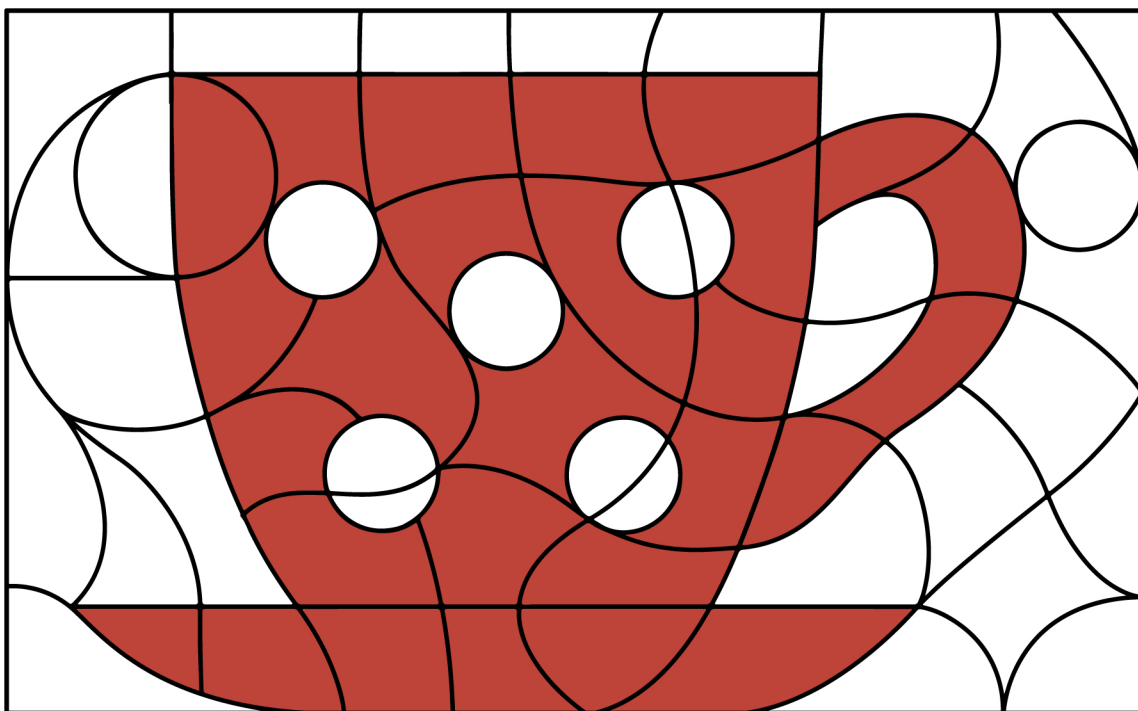
1.



SOLUTIONS


Activity 5

1.



Activity 6

1.



SOLUTIONS


Activity 7

1.



Activity 8

1.



SOLUTIONS

Activity 9

1.

