

# Friday Funday

General Knowledge | Reading & Writing Activities | Maths Exercises

**Hello young learners!**

**I am Mila from the Disney.BYJU'S Early Learn App,  
where I share all my adventures in Ordinary County!**

? **Do you know that I have a secret? Not even  
my brother, Ezra, knows about it!** ?

**I am a superhero who goes  
by the name Kid Inc. I wear a badge  
that glows and alerts me whenever  
there is any trouble!**

**But when I am back to being Mila,  
I read books, explore the world and  
do my homework, just like you!  
Would you like to help me finish it?**

**You can also join Miss Mala,  
Miss Meridiem and Officer Michael  
for more fun learning activities!**

**Let's go!**





## ACTIVITY 1

Mila Explains Textile Art

3

## ACTIVITY 2

Maths With Miss Mala!

8

## ACTIVITY 3

Mental Gymnastics With Miss Meridiem

9

## ACTIVITY 4

Textile Art With Officer Michael

11

## ACTIVITY 5

Fun With Ezra!

13

## BONUS

Stickers

16





# ACTIVITY 1

## Mila Explains Textile Art



Colourful, pretty clothes are a part of everyone's life. We all have that one piece of clothing that we take extra care of. It is mostly because it makes us feel beautiful when we wear it due to its colour and design. That is why today we will read a bit more about one of the oldest forms of visual art, called textile art.

**Textile (noun)** - A piece of cloth made by hand or machine.



Source: CC BY-SA 3.0, via Wikimedia Commons

*Handwoven Sambalpuri Sarees are one of the mainstream handcrafted fabric of Odisha*



*Hand loomed fabric in Paithani style weave*





Textile art is widely known for how well it is made and how nice it looks. Textile art has been driven by many different things, like the available materials, popular fashion styles, and modern technology. Textile artists still use the same old ways to make art today. The new tools and materials offer textile artists greater opportunities to show their creativity.

India has always been famous for beautiful textiles. Many English words, including Khaki, Dungaree, and Calico, have their origins in Indian textiles. India makes beautiful textiles by using natural things like plant fibres and natural colours. Many states in India have their own unique textile art. Gujarat's Bandhani, Madhya Pradesh's Chanderi, Uttar Pradesh's Chikankari and Tamil Nadu's Kanchipuram are some of them.



*Zardosi and applique work in red lehenga*



Source: CC0 1.0, via Wikimedia Commons

*Bridal shawl (phulkari) from Punjab, India, 20th century, khadi (hand-spun, hand-woven cotton), silk, plain weave, embroidery, Honolulu Museum of Art*

Cotton and silk are the two most common raw materials used to make Indian textile art. These raw materials are converted into beautiful pieces of textile art using different techniques like weaving, embroidery, painting, dyeing and printing.





- **Weaving** is the process of weaving colourful **yarn** together to make **fabrics** and textiles. There are different types of weaves, like Sambalpuri weave, Paithani weave, Tangaliya weave, Bomkai weave and so on, that textile artists use to make beautiful fabrics that are different from each other.


**Yarn (noun)** - Thread used for making cloth.

**Fabric (noun)** - Cloth or other material that can be used to make clothes, cover furniture, etc.

- **Embroidery** is a way of decorating a fabric using things like pearls, thread, etc. Both the fabric and decorative items change from place to place. Some examples of embroidery would be Gota Patti, Chamba Rumal, Kasuti, Zardozi and Kashida.
- **Painting** is one way of decorating fabrics and textiles using natural colours. Examples include Kalamkari, Roghan and Madhubani.



Source: CC0 1.0, via Wikimedia Commons  
Kalamkari painting



Source: CC-BY-2.0, via Wikimedia Commons  
Bandhani, Tie dye dresses drying in Jaipur





- **Dyeing** is another interesting way of creating textile art. It is done by dipping the fabric into water that has dye in it. Dyes work differently on different fabrics, so they must be chosen carefully. Examples include Leheriya, Bandhani, Telia Rumal and Indigo.
- **Printing** involves creating patterns on fabric using colours. The printing method varies across India and has a unique style and technique. Some of these examples would be Bagh print, Bagru print and Sanganer print.

Isn't it wonderful to know that India has such a rich textile art heritage?

#### REFERENCE:

<https://dictionary.cambridge.org/>

<https://www.theartstory.org/movement/textile-art/>

<https://artsandculture.google.com/story/indian-textiles-nature-making-victoria-and-albert-museum/YAUROUQuPAXOJw>

[https://www.metmuseum.org/toah/hd/intx/hd\\_intx.htm](https://www.metmuseum.org/toah/hd/intx/hd_intx.htm)

<https://indianculture.gov.in/textiles-and-fabrics-of-india/type-of-textile>

<https://indianculture.gov.in/textiles-and-fabrics-of-india/type-of-textile/weaving>

<https://indianculture.gov.in/textiles-and-fabrics-of-india/type-of-textile/embroidery>

<https://indianculture.gov.in/textiles-and-fabrics-of-india/type-of-textile/painting>

<https://indianculture.gov.in/textiles-and-fabrics-of-india/type-of-textile/dyeing>

<https://indianculture.gov.in/textiles-and-fabrics-of-india/type-of-textile/printing>

Retrieved on 05 May, 2023



Source: CC-BY-SA-4.0, via Wikimedia Commons

*Bagh print silk stole*



Source: CC-BY-SA-4.0, via Wikimedia Commons

*Hand Block Printing*





**Instruction:** Read the passage and answer the following questions

**1. Which of the following is NOT a form of embroidery?**

- a. Gota Patti                      b. Sangneri                      c. Kashida

**2. All dyes work in the same way.**

- a. True                      b. False                      c. Can't say

**3. Which of the following English words is NOT of Indian origin?**

- a. Dungaree                      b. Khadi                      c. Skirt

**4. Which of the following is NOT true?**

- a. Gujarat's Kanchipuram  
b. Madhya Pradesh's Chanderi  
c. Uttar Pradesh's Chikankari

**5. Which of these textiles are made by weaving?**

- a. Sangner  
b. Telia Rumal  
c. Bomkai





## ACTIVITY 2

Maths With Miss Mala!

**1. Instruction:** Which of the following numbers are completely divisible by 3?

**Tip:** A number will be completely divisible by 3 if the sum of its digits is a multiple of 3.

15	22	14	37
41	19	63	24
35	52	10	27
16	45	31	60





# ACTIVITY 3

## Mental Gymnastics With Miss Meridiem

**1. Instruction:** Find the correct top view



a)



b)



c)



d)



e)





f)





2. Instruction: Find each rabbit's carrot-sharing partner





# ACTIVITY 4

## Textile Art With Officer Michael



**Instructions:** You want to have a beautiful fabric made. You'd like to make a special dress out of this fabric that will make you happy. Answer the questions below and write a letter to the textile artist explaining what you want them to make for you.





1. When and where would you like to wear this special dress?

---

2. Do you have any specific colour in mind?

---

---

3. Do you want to add any special images or drawings in it?

---

---

4. Would you like to decorate it using pearls or threads?

---

---

5. How do you want to feel when you look at the fabric?

---

---


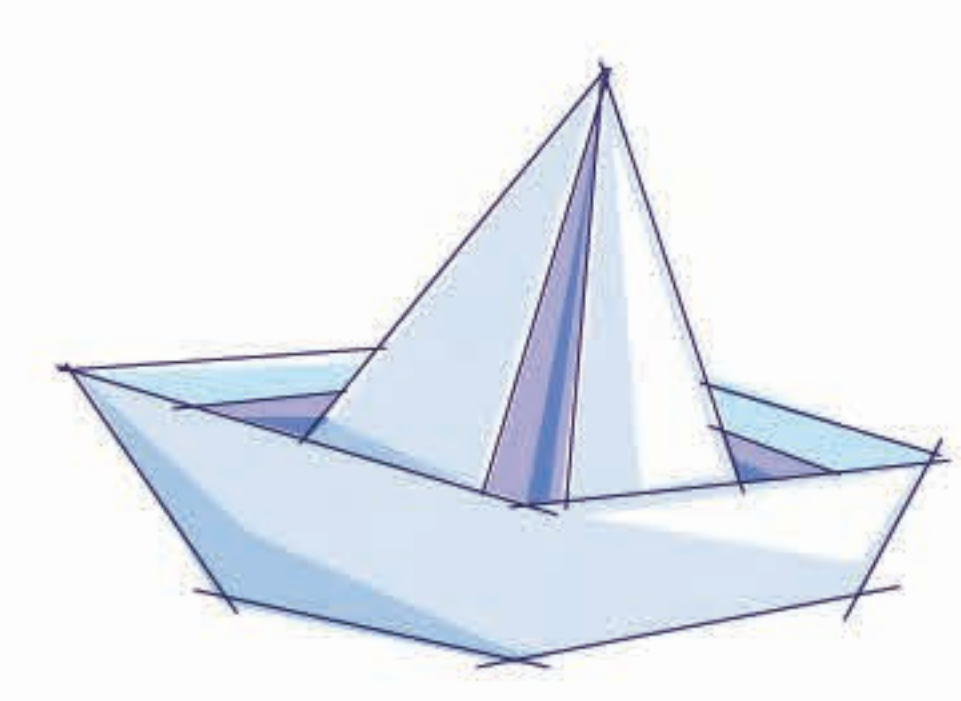


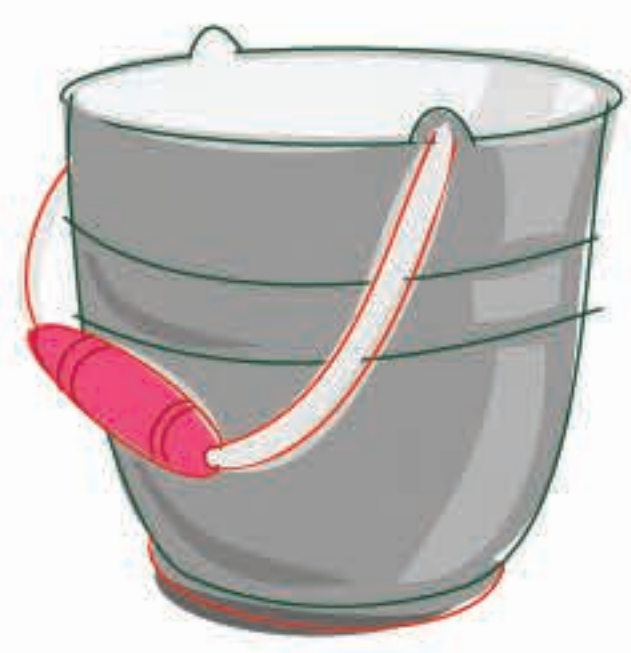




# ACTIVITY 5


Fun With Ezra

1. **Instruction:** Find the hidden objects in the picture





2. Instruction: Find the missing fruit









**3. Instruction:** Fill this picture with your favourite colours





# BONUS STICKERS





# SOLUTIONS

## ACTIVITY 1

1. b. Sangneri

2. b. False
3. c. Skirt

4. a. Gujarat’s Kanchipuram
5. c. Bomkai

## ACTIVITY 2

1.

15	22	14	37
41	19	63	24
35	52	10	27
16	45	31	60





# SOLUTIONS

## ACTIVITY 3

1.

f)



2.

1 ↔ 8

2 ↔ 7

3 ↔ 6

4 ↔ 5





# SOLUTIONS

## ACTIVITY 5

1.



2.

