



B BYJU'S

Friday Funday

Dear Student!

Welcome to BYJU'S Friday Funday!

It has simple learning activities to last you the whole weekend.

Let's get started!



Activity 1	: Guess Who?	3
Activity 2	: The Police Officer	4
Activity 3	: Spot the Differences	5
Activity 4	: Left vs Right	7
Activity 5	: Sudoku	8
Activity 6	: The Police Car	9
Activity 7	: The Police Station	11
Activity 8	: Police Word Search	13
Activity 9	: Colour Me!	14


BONUS : **Stickers** **15**

Activity 1

What's My Name?

1. **Instruction:**

Unscramble the letters to find out who they are



P L I C
P O E



Activity 2

The Police Officer

1. Instruction:

Mark the objects that the police officer DOES NOT need at work



Activity 3

Spot the Differences

1. **Instruction:**

Spot and circle 7 differences between the two images given below

a)



Activity 3

Spot the Differences

1. **Instruction:**

Spot and circle 6 differences between the two images given below

b)

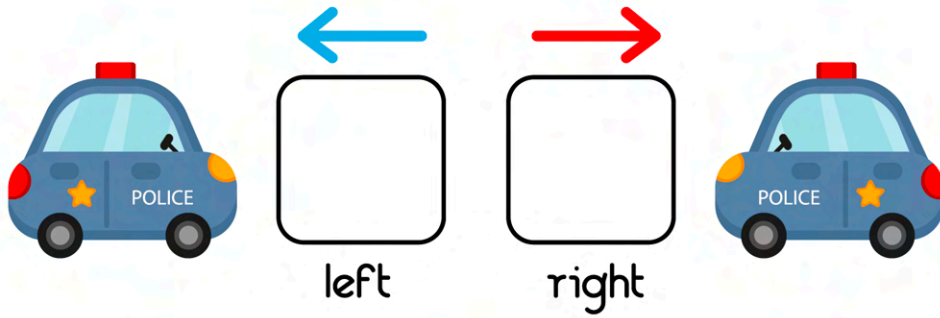


Activity 4

Left vs Right

1. Instruction:

How many police cars are going left and how many are going right



Activity 5

Sudoku

1. Instruction:

Fill in the objects so that each object appears exactly once across each column and row

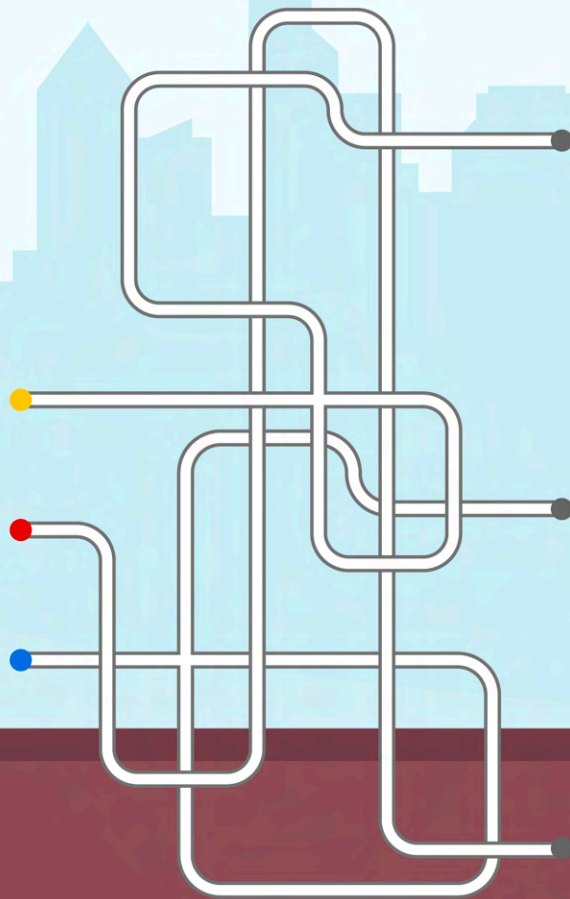
			
---	---	--	---

Activity 6

The Police Car

1. Instruction:

Help the police officer get to the police car


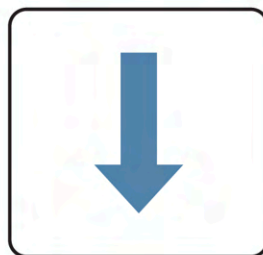

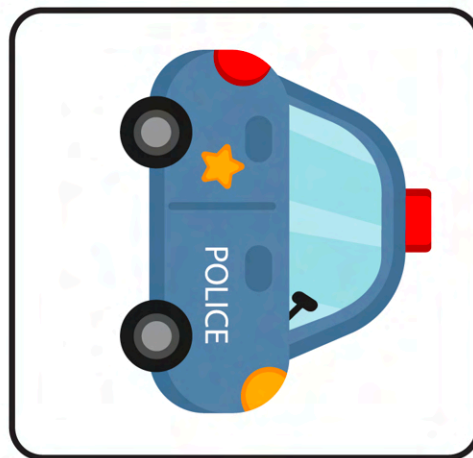
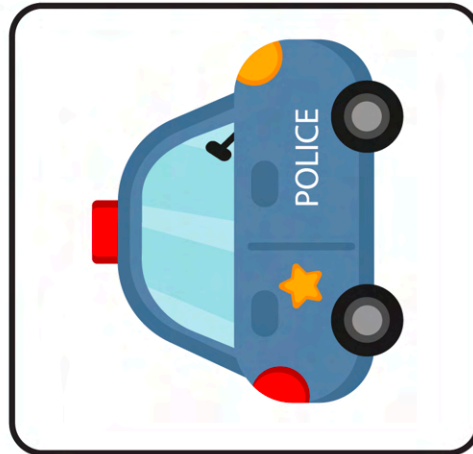


Activity 6

The Police Car

1. Instruction:

Match the police officer's vehicle with the direction in which it is moving



Activity 7

The Police Station

2. Instruction:

Help this police officer get to the police station




Activity 7

The Police Station

1. **Instruction:**

Help this police officer get to the police station



Activity 8

Police Word Search

1. Instruction:

Solve the word search puzzle

Note: Some words are harder to find than others. Don't be afraid to look for them more than once.



W	H	A	N	D	C	U	F	F	S	Q
C	B	S	P	N	F	I	S	I	H	A
A	O	I	R	S	L	B	C	N	E	M
P	R	R	O	B	A	C	M	G	A	R
O	D	E	T	A	S	I	Z	E	D	A
H	E	N	O	D	H	V	V	R	S	D
C	R	K	C	G	L	O	C	P	E	I
I	G	C	O	E	I	X	A	R	T	O
W	O	P	L	U	G	C	S	I	Y	C
I	D	I	G	F	H	S	E	N	L	Q
V	I	P	O	S	T	E	R	T	H	I

BADGE
HANDCUFFS
FLASHLIGHT
FINGERPRINT
RADIO
HEADSET
POSTER
CAP
CASE
SIREN
PROTOCOL
BORDER



Activity 9

Colour Me!

1. Instruction:

Fill this image with your favourite colours



Bonus Stickers



SOLUTIONS

Activity 1

1.

POLICE

Activity 2

1.



SOLUTIONS

Activity 3

a.



Activity 3

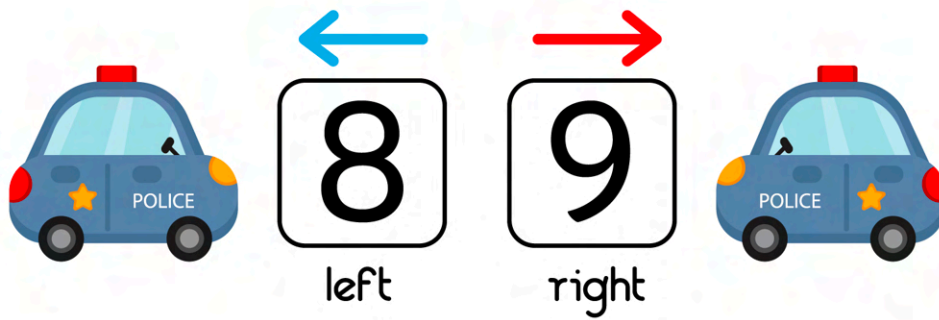
b.



SOLUTIONS

Activity 4

1.



Activity 5

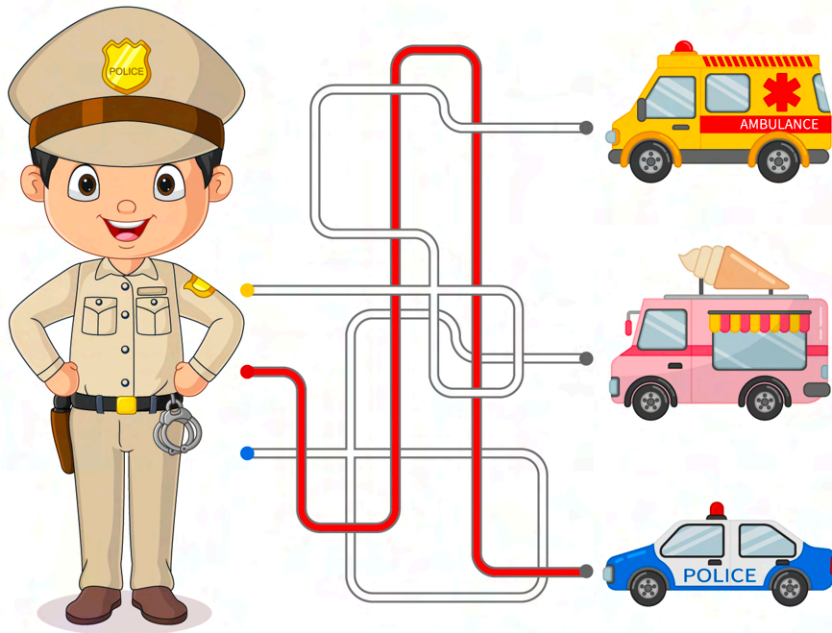
1.

SOLUTIONS

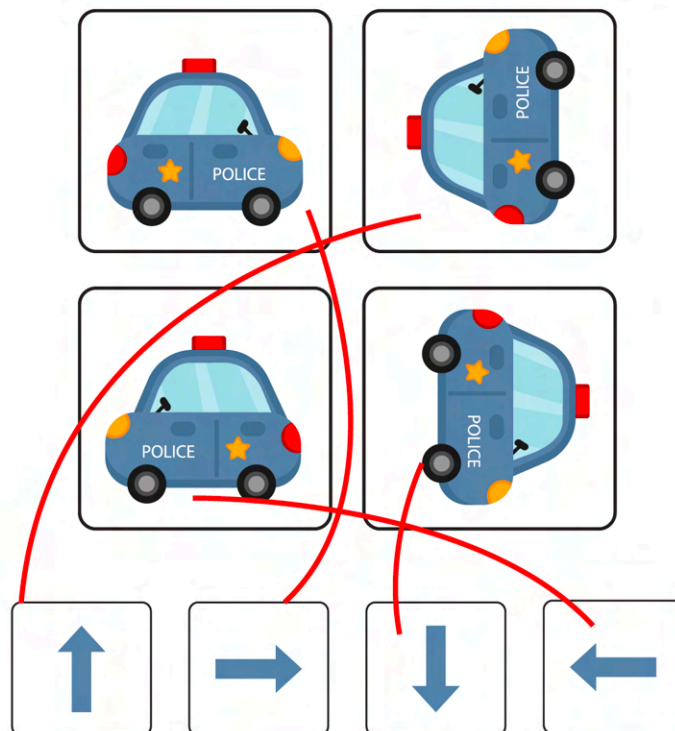
Activity 6

1.



Activity 6

1.



SOLUTIONS


Activity 7

1.



Activity 7

1.



SOLUTIONS

Activity 8

1.

W	H	A	N	D	C	U	F	F	S	Q
C	B	S	P	N	F	I	S	I	H	A
A	O	I	R	S	L	B	C	N	E	M
P	R	R	O	B	A	C	M	G	A	R
O	D	E	T	A	S	I	Z	E	D	A
H	E	N	O	D	H	V	V	R	S	D
C	R	K	C	G	L	O	C	P	E	I
I	G	C	O	E	I	X	A	R	T	O
W	O	P	L	U	G	C	S	I	Y	C
I	D	I	G	F	H	S	E	N	L	Q
V	I	P	O	S	T	E	R	T	H	I