



Friday Funday

Dear Student!

Welcome to BYJU'S Friday Funday!

It has simple learning activities to last you the whole weekend.

Let's get started!



Activity 1	: Guess Who?	3
Activity 2	: In the Kitchen	4
Activity 3	: Spot the Differences	5
Activity 4	: Making Vegetable Stew	6
Activity 5	: Tidy Up	7
Activity 6	: Grab the Plates!	8
Activity 7	: Baked Goods	9
Activity 8	: Chef Special	10
Activity 9	: Colour Me!	12

BONUS :	Stickers	13
----------------	-----------------	-----------

Activity 1

Guess Who?

1. Instruction:

Unscramble the letters to find out who they are

H C F E


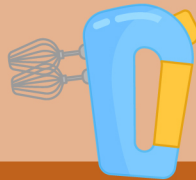


Activity 2

In the Kitchen

1. Instruction:

Circle all the objects that the chefs need to cook delicious food



Activity 3

Spot the Differences

2. Instruction:

Spot and circle 10 differences between the two images given below



Activity 4

Making Vegetable Stew

1. Instruction:

This chef wants to make vegetable stew. Mark or circle the number of each vegetable needed for the stew according to their count

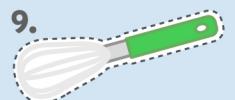
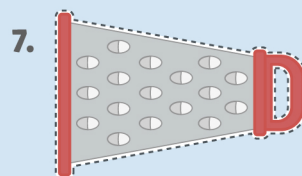

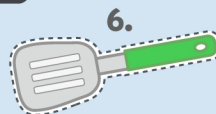

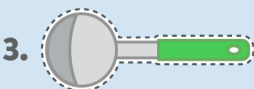
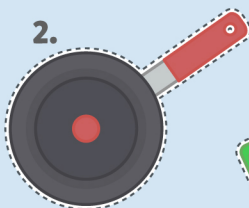
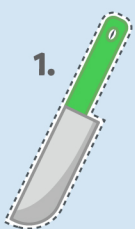
 <div>2</div> <div>1</div> <div>3</div>	 <div>1</div> <div>2</div> <div>3</div>	 <div>8</div> <div>7</div> <div>6</div>	 <div>3</div> <div>4</div> <div>7</div>
 <div>6</div> <div>4</div> <div>5</div>			 <div>2</div> <div>3</div> <div>1</div>
 <div>8</div> <div>7</div> <div>6</div>			 <div>3</div> <div>2</div> <div>5</div>
 <div>4</div> <div>1</div> <div>2</div>			 <div>6</div> <div>5</div> <div>7</div>

Activity 5

Tidy Up

1. Instruction:

Put things back where they belong to tidy up the kitchen




Activity 6

Grab the Plates!

2. Instruction:

Help this little chef move through the hats and grab the plates



Activity 7

Baked Goods

1. Instruction:

How many croissants and muffins did the chef bake?






Activity 8

Chef Special

1. Instruction:

Mark all the ingredients that the chef
DOES NOT NEED to make cheesy vegetable soup

 <input type="checkbox"/>	 <input type="checkbox"/>	 <input type="checkbox"/>	 <input type="checkbox"/>
 <input type="checkbox"/>			 <input type="checkbox"/>
 <input type="checkbox"/>			 <input type="checkbox"/>
 <input type="checkbox"/>			 <input type="checkbox"/>
 <input type="checkbox"/>			 <input type="checkbox"/>

Activity 8

Chef Special

2. Instruction:

Tick mark ingredients that the chef DOES NOT NEED to make tea

 <input type="checkbox"/>	 <input type="checkbox"/>	 <input type="checkbox"/>	 <input type="checkbox"/>
 <input type="checkbox"/>			 <input type="checkbox"/>
 <input type="checkbox"/>			 <input type="checkbox"/>
 <input type="checkbox"/>			 <input type="checkbox"/>

Activity 9

Colour Me!

1. Instruction:

Fill this image with your favourite colours



Bonus Stickers



SOLUTIONS

Activity 1

1.

CHEF

Activity 2


1.



SOLUTIONS

Activity 3

2.



Activity 4


1.

 <input checked="" type="checkbox"/> 2 1 3	 <input checked="" type="checkbox"/> 1 2 3	 8 <input checked="" type="checkbox"/> 7 6	 3 <input checked="" type="checkbox"/> 4 7
 6 4 <input checked="" type="checkbox"/> 5	<div style="text-align: center;"> <p>Recipe</p> <hr/> <hr/> <hr/> <hr/> </div> 		 2 3 <input checked="" type="checkbox"/> 1
 8 7 <input checked="" type="checkbox"/> 6			 <input checked="" type="checkbox"/> 3 2 5
 4 <input checked="" type="checkbox"/> 1 2	 <input checked="" type="checkbox"/> 6 5 7	 1 3 <input checked="" type="checkbox"/> 2	 5 <input checked="" type="checkbox"/> 4 6

SOLUTIONS

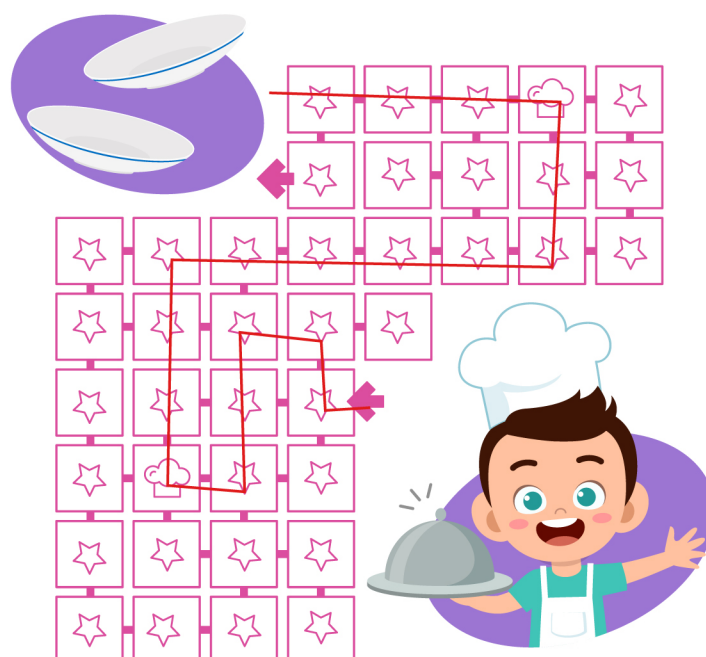
Activity 5

1.



Activity 6

2.



SOLUTIONS

Activity 7

1.



7



8

Activity 8

1.



SOLUTIONS

Activity 8

2.

